



US00D435241S

United States Patent [19] Brantley

[11] Patent Number: Des. 435,241

[45] Date of Patent: ** Dec. 19, 2000

[54] MAGNETIC FENDER COVER

[76] Inventor: Stephen L. Brantley, 5440-B S.
Procyon Ave., Las Vegas, Nev. 89118

[**] Term: 14 Years

[21] Appl. No.: 29/118,483

[22] Filed: Feb. 9, 2000

[51] LOC (7) Cl. 12-16

[52] U.S. Cl. D12/401

[58] Field of Search D12/400, 401;
296/136, 95.1, 32; 280/770, 847; 428/101-102;
150/154, 166; 293/128, 126

[56] **References Cited**

U.S. PATENT DOCUMENTS

| | | | | |
|------------|---------|--------------|-------|---------|
| D. 408,006 | 4/1999 | Webb | | D12/401 |
| D. 411,162 | 6/1999 | Richter | | D12/401 |
| 4,639,027 | 1/1987 | Boyd | | 293/128 |
| 4,810,015 | 3/1989 | McNeil | | 293/128 |
| 4,849,272 | 7/1989 | Haney et al. | | 428/102 |
| 4,884,824 | 12/1989 | Radke | | 280/770 |
| 5,050,925 | 9/1991 | Brown | | 296/136 |
| 5,072,979 | 12/1991 | Swinton | | 293/128 |

| | | | | |
|-----------|--------|-------------------|-------|---------|
| 5,129,695 | 7/1992 | Norman, II | | 293/128 |
| 5,188,407 | 2/1993 | Villaveces et al. | | 293/128 |
| 5,788,307 | 8/1998 | Gilbert | | 296/32 |
| 5,799,975 | 9/1998 | Crick | | 280/770 |
| 5,931,522 | 8/1999 | Roskey | | 296/136 |

Primary Examiner—Stacia Cadmus
Attorney, Agent, or Firm—John Edward Roethel


[57] **CLAIM**

The ornamental design for a magnetic fender cover, as shown and described.

DESCRIPTION

FIG. 1 is a perspective view of a magnetic fender cover, showing my new design;
FIG. 2 is an enlarged front elevational view thereof;
FIG. 3 is an enlarged rear elevational view thereof;
FIG. 4 is a further enlarged top plan view thereof;
FIG. 5 is a further enlarged bottom plan view thereof;
FIG. 6 is a further enlarged left side view thereof; and,
FIG. 7 is a further enlarged right side view thereof.
The magnetic fender cover is shown broken away in FIGS. 4-7 for ease of illustration.

1 Claim, 4 Drawing Sheets






FIG-1

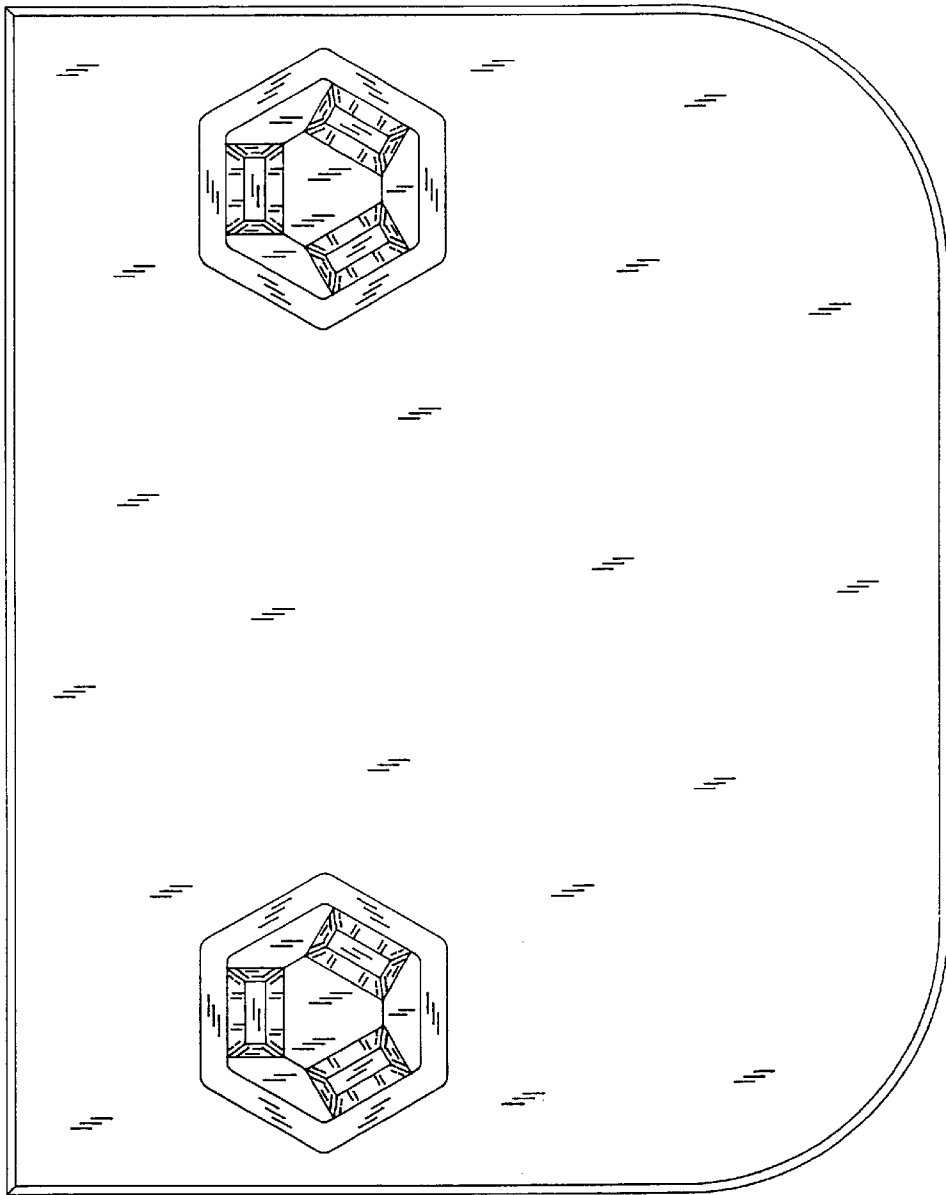


FIG-2

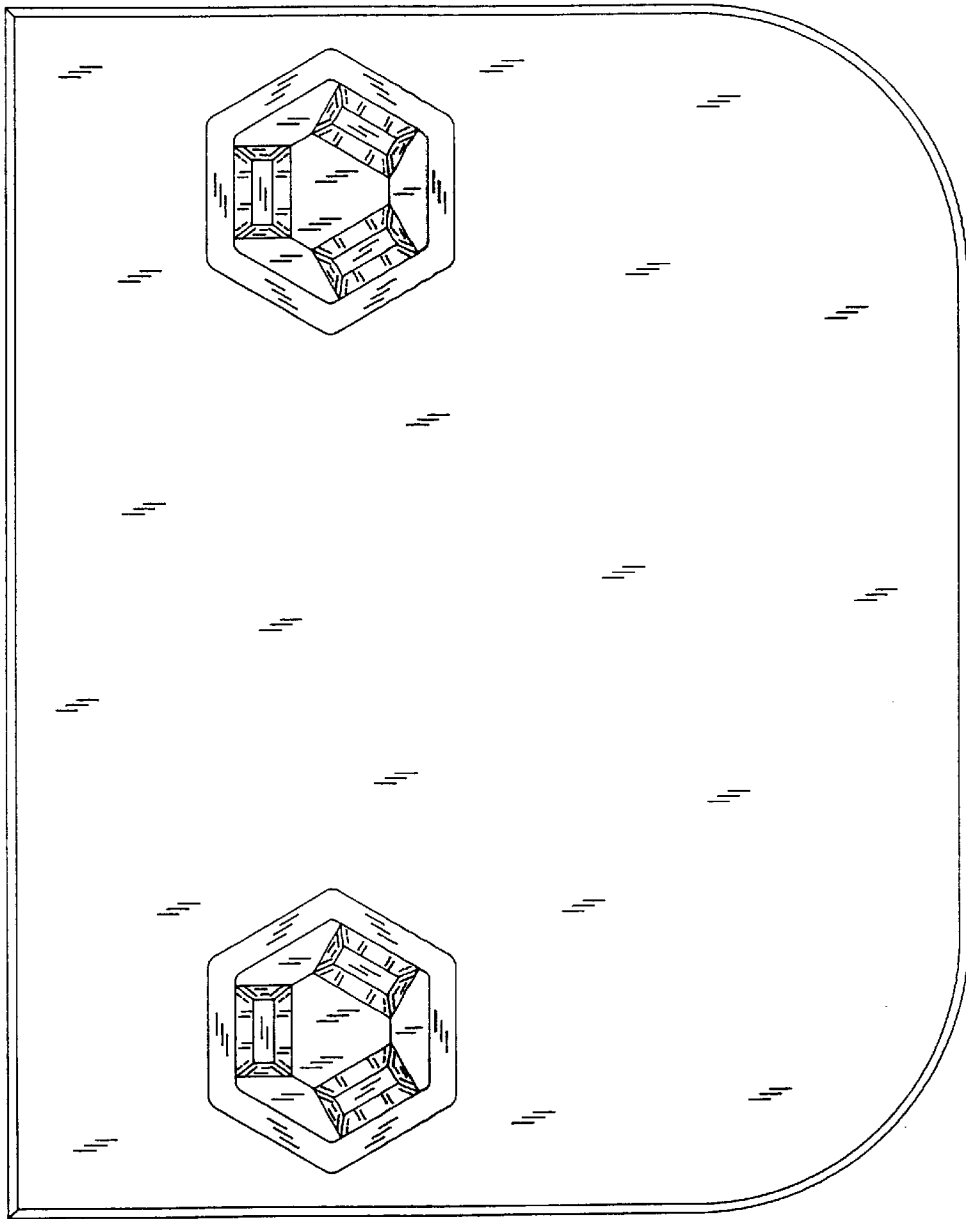


FIG-3

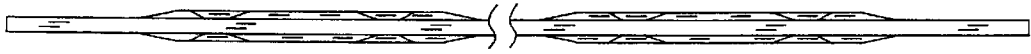


FIG-4



FIG-6

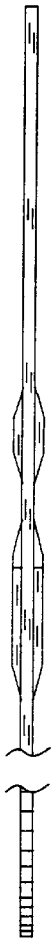


FIG-7

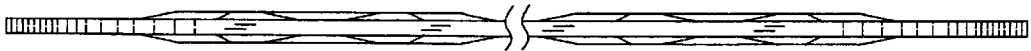


FIG-5