



US00D410229S

United States Patent [19]
Chiocchi

[11] **Patent Number: Des. 410,229**

[45] **Date of Patent: ** May 25, 1999**

[54] **INTERNET ACCESS TERMINAL COMBINED WITH TELEPHONE**

[75] Inventor: **Bruno Chiocchi**, Bouc-Bel-Aire, France

[73] Assignee: **Alcatel Business Systems**, Paris, France

[**] Term: **14 Years**

[21] Appl. No.: **29/080,610**

[22] Filed: **Dec. 11, 1997**

[30] **Foreign Application Priority Data**

Jun. 12, 1997 [XH] Hague Agreement DM/040458

[51] **LOC (6) Cl.** **14-02**

[52] **U.S. Cl.** **D14/101; D14/130**

[58] **Field of Search** D14/100, 101, D14/106, 113, 115, 130, 140, 144, 146; D18/1, 2, 7; 341/22, 23; 345/104, 156, 168, 173; 361/680-686; 364/708.1; 400/486, 489

[56] **References Cited**

U.S. PATENT DOCUMENTS

| | | | | |
|------------|---------|----------------|-------|---------|
| D. 305,537 | 1/1990 | Gilmore et al. | | D14/101 |
| D. 312,457 | 11/1990 | Inatomi | | D14/144 |
| D. 368,895 | 4/1996 | Andre et al. | | D14/101 |

Primary Examiner—Freda Nunn
Attorney, Agent, or Firm—Roland Plottel

[57] **CLAIM**

The ornamental design for an internet access terminal combined with a telephone, as shown and described.

DESCRIPTION

FIG. 1 is a top front, right side perspective view of an internet access terminal combined with a telephone, showing my new design;

FIG. 2 is a top front, right side perspective view thereof with the telephone off the cradle and the keyboard open;

FIG. 3 is a top perspective view thereof with the keyboard closed;

FIG. 4 is a bottom perspective view thereof;

FIG. 5 is a top perspective view with the keyboard open;

FIG. 6 is a bottom perspective view thereof with the keyboard in an open position;

FIG. 7 is a front perspective view thereof;

FIG. 8 is a right side perspective view thereof;

FIG. 9 is a right side perspective view with the keyboard open;

FIG. 10 is a left side perspective view thereof; and,

FIG. 11 is a rear perspective view thereof.

1 Claim, 6 Drawing Sheets






FIG. 1



FIG. 2



FIG. 3




FIG. 4



FIG. 5




FIG. 6




FIG. 7



FIG. 8




FIG. 9



FIG. 10




FIG. 11