



US00D804435S

(12) **United States Design Patent** (10) **Patent No.:** **US D804,435 S**  
**Taniguchi et al.** (45) **Date of Patent:** **\*\* Dec. 5, 2017**

(54) **FLAP IN AN ADHESIVE TAPE FOR SEMICONDUCTOR MANUFACTURING**

CPC ..... H01L 21/563; H01L 21/6836; H01L 23/3157; H01L 24/81; C09J 163/00  
See application file for complete search history.

(71) Applicant: **HITACHI CHEMICAL COMPANY, LTD.**, Tokyo (JP)

(56) **References Cited**

(72) Inventors: **Kouhei Taniguchi**, Ichihara (JP); **Takayuki Matsuzaki**, Ichihara (JP); **Shinya Katou**, Ichihara (JP); **Kouji Komorida**, Ichihara (JP); **Michio Mashino**, Ichihara (JP); **Tatsuya Sakuta**, Ichihara (JP); **Rie Katou**, Ichihara (JP)

U.S. PATENT DOCUMENTS

D194,932 S \* 4/1963 Masuda ..... D7/585  
D228,439 S \* 9/1973 Mercadante ..... D7/585  
D258,019 S \* 1/1981 Baronet ..... D5/7  
(Continued)

(73) Assignee: **Hitachi Chemical Company, Ltd.**, Tokyo (JP)

FOREIGN PATENT DOCUMENTS

JP D1315621 11/2007

(\*\*) Term: **14 Years**

OTHER PUBLICATIONS

(21) Appl. No.: **29/491,391**

Office Action dated Jan. 18, 2013, in Design U.S. Appl. No. 29/413,539.

(22) Filed: **May 20, 2014**

*Primary Examiner* — Austin Murphy  
(74) *Attorney, Agent, or Firm* — Fitch, Even, Tabin & Flannery, LLP

**Related U.S. Application Data**

(60) Continuation of application No. 29/413,518, filed on Feb. 16, 2012, now abandoned, which is a division of application No. 29/389,787, filed on Apr. 15, 2011, now Pat. No. Des. 656,910.

(57) **CLAIM**

The ornamental design for a flap in an adhesive tape for semiconductor manufacturing, as shown and described.

**Foreign Application Priority Data**

**DESCRIPTION**

Oct. 15, 2010 (JP) ..... D2010-024764

FIG. 1 is a top plan view of a flap in an adhesive tape for semiconductor manufacturing incorporating our new design; FIG. 2 is a bottom plan view of the flap of FIG. 1; FIG. 3 is a cross-sectional view taken at line 3-3 in FIG. 1; FIG. 4 is an enlarged view of portion 4-4, 4-4 in FIG. 1; and, FIG. 5 is a perspective view of the flap in use. The broken lines are included for the purpose of illustrating environmental structure and form no part of the claimed design.

(51) **LOC (10) Cl.** ..... **13-03**

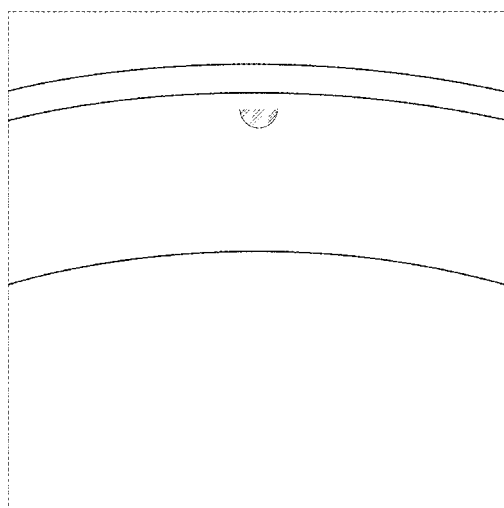
(52) **U.S. Cl.**

USPC ..... **D13/180**

(58) **Field of Classification Search**

USPC ..... D10/71, 75; D19/69; D24/189; D13/182; 33/494, 758, 562, 759; 101/288; 206/390; 40/638, 641; 428/43, 428/343, 345, 353, 114, 455; D7/585; D20/22, 42

**1 Claim, 5 Drawing Sheets**



# US D804,435 S

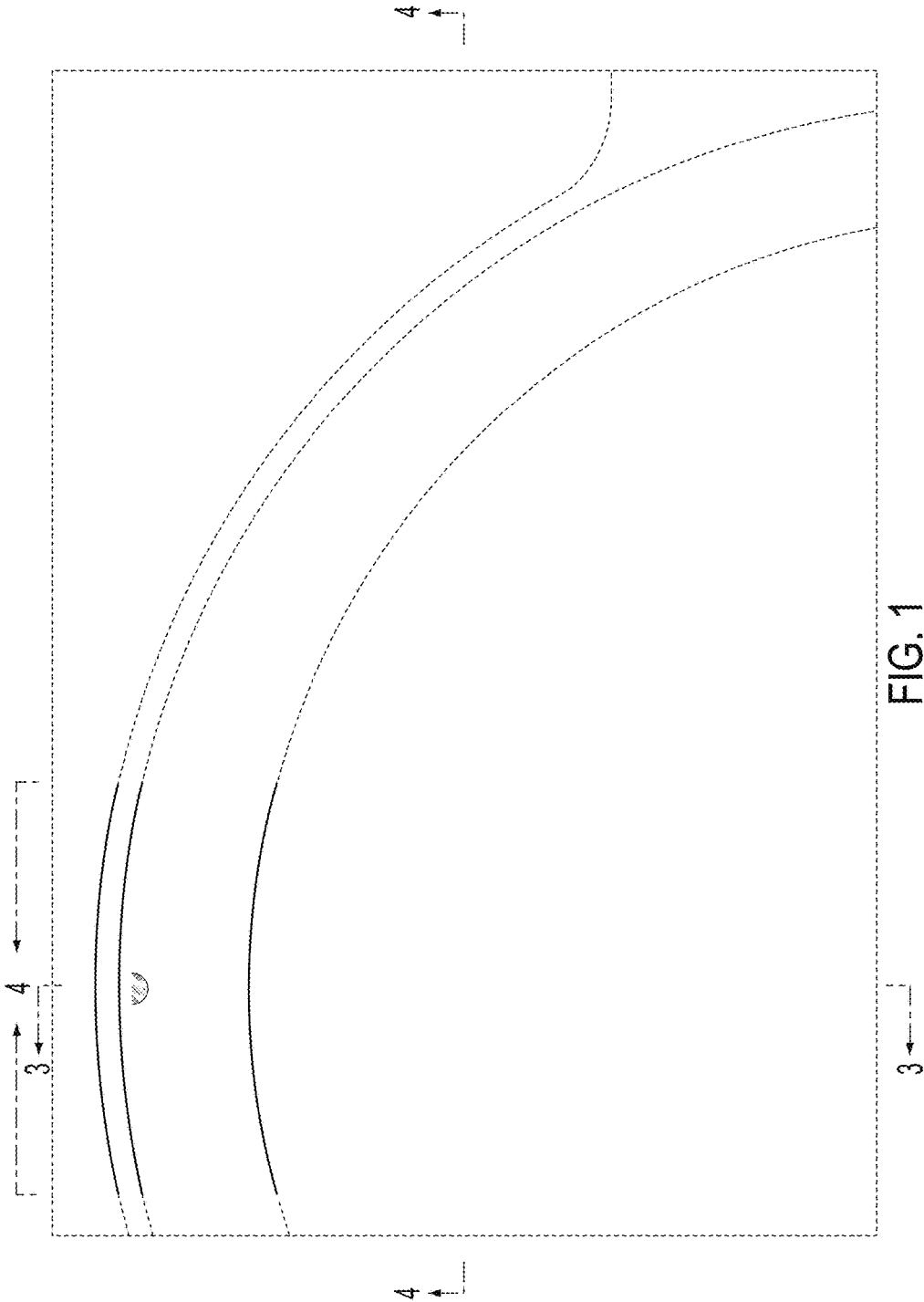
(56)

## References Cited

### U.S. PATENT DOCUMENTS

D287,683	S *	1/1987	Unger .....	D20/11	
5,624,033	A *	4/1997	Arai .....	B65D 5/542	
				206/461	
D392,330	S *	3/1998	Sucese .....	D20/42	
D395,641	S *	6/1998	Gaete .....	D14/447	
5,771,524	A *	6/1998	Woods .....	A45D 40/00	
				15/209.1	
6,464,815	B1 *	10/2002	Beaudry .....	A45D 29/11	
				15/208	
6,493,898	B1 *	12/2002	Woods .....	B05C 17/00	
				15/209.1	
D480,811	S *	10/2003	Horhota .....	D24/189	
D490,470	S	5/2004	Fujii		
D490,854	S	6/2004	Fujii		
D490,855	S	6/2004	Fujii		
D491,226	S	6/2004	Fujii		
D491,227	S	6/2004	Fujii		
D491,228	S	6/2004	Fujii		
D491,229	S	6/2004	Fujii		
D492,354	S	6/2004	Fujii		
D493,838	S	8/2004	Fujii		
6,864,295	B2 *	3/2005	Mitarai .....	B29C 65/76	
				428/345	
D529,096	S *	9/2006	Jordan .....	D20/11	
D544,607	S *	6/2007	Henry .....	D24/189	
D549,189	S *	8/2007	Misumi .....	D13/182	
D589,473	S *	3/2009	Takamoto .....	D13/182	
D621,051	S *	8/2010	Kase .....	D24/189	
D621,803	S *	8/2010	Maruyama .....	D13/182	
D628,170	S *	11/2010	Maruyama .....	D13/182	
D656,909	S *	4/2012	Taniguchi .....	D13/182	
D656,910	S *	4/2012	Taniguchi .....	D13/182	
D664,511	S *	7/2012	Taniguchi .....	D13/182	
D664,512	S *	7/2012	Taniguchi .....	D13/182	
D680,505	S *	4/2013	Taniguchi .....	D13/182	
D689,831	S *	9/2013	Taniguchi .....	D13/180	
D690,278	S *	9/2013	Taniguchi .....	D13/180	
9,076,832	B2 *	7/2015	Taniguchi .....	H01L 21/568	
2007/0241436	A1	10/2007	Ookubo et al.		
2010/0080989	A1	4/2010	Asai et al.		

\* cited by examiner






FIG. 2

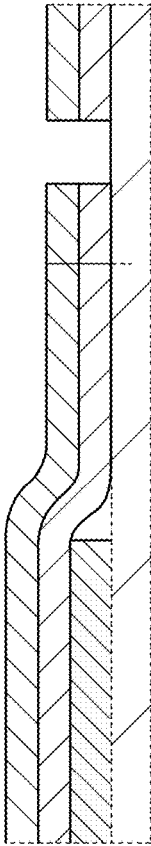


FIG. 3

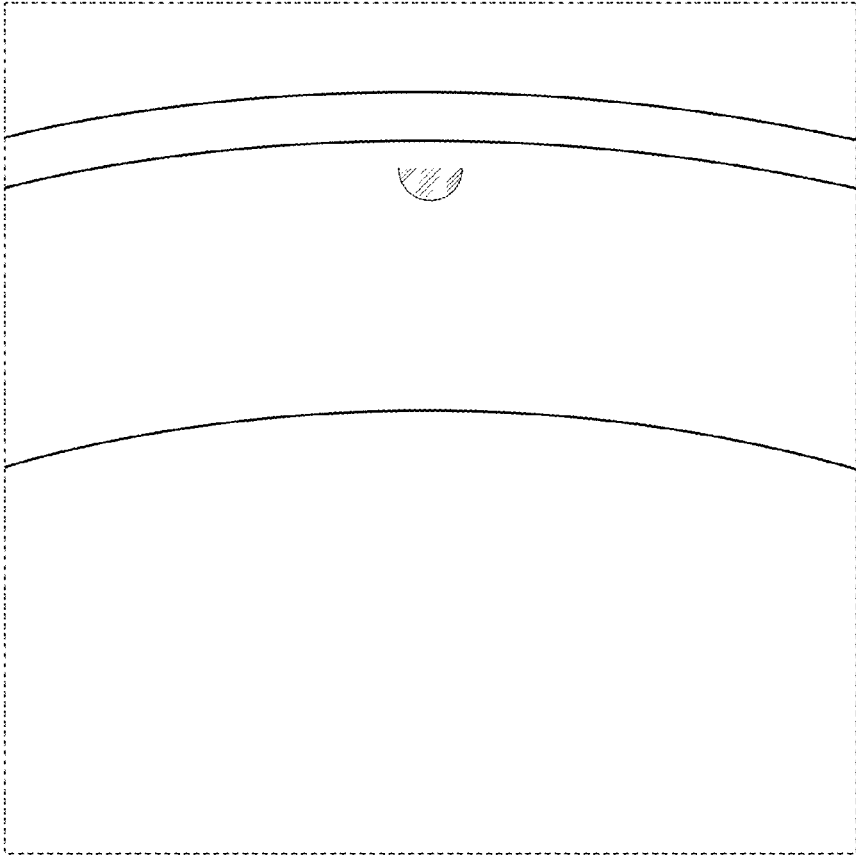


FIG. 4

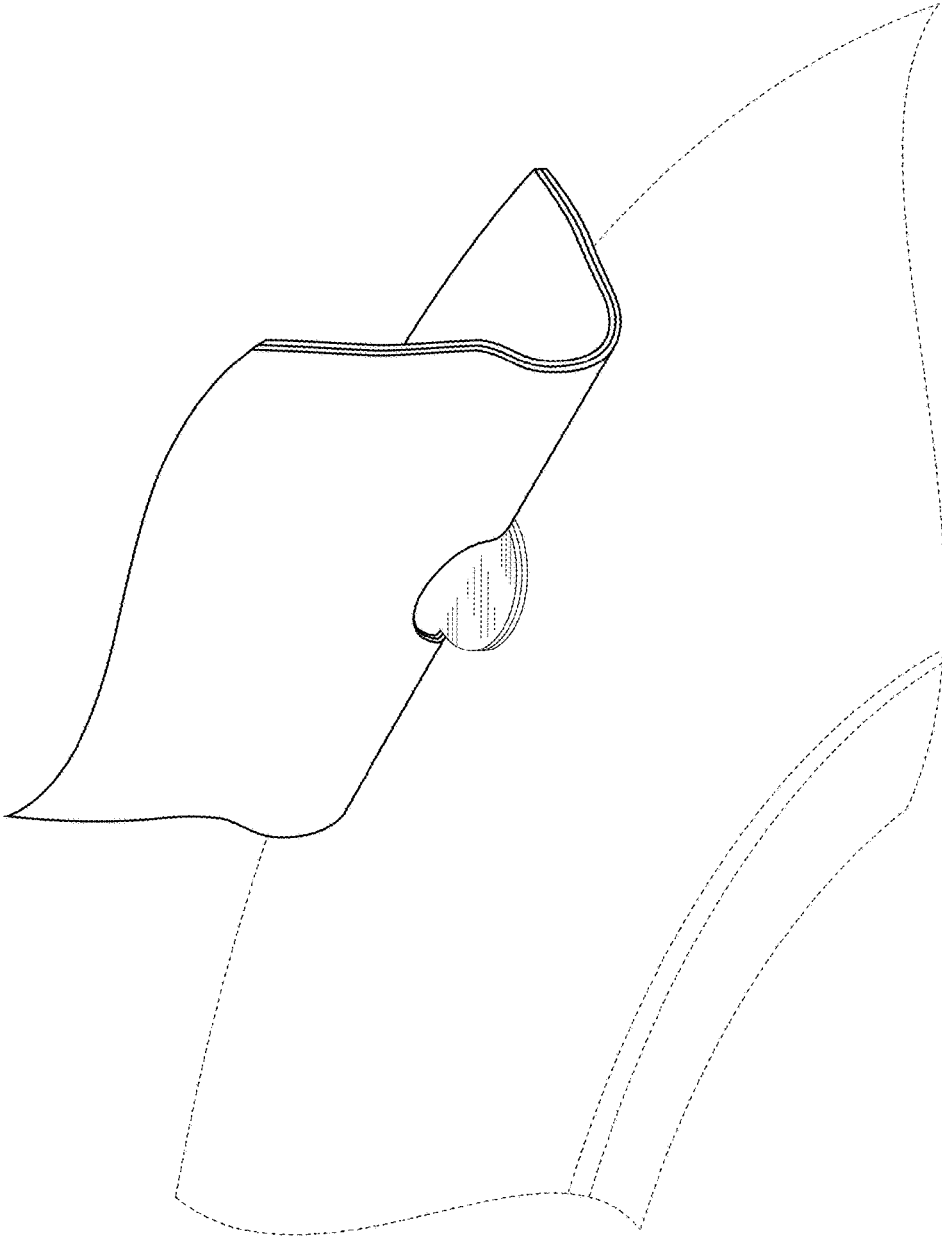


FIG. 5