



US00D792557S

(12) **United States Design Patent**
Wang

(10) **Patent No.:** **US D792,557 S**

(45) **Date of Patent:** **** Jul. 18, 2017**

(54) **PAINT SPRAY GUN**
(71) Applicant: **Hsing-Tzu Wang**, Taichung (TW)
(72) Inventor: **Hsing-Tzu Wang**, Taichung (TW)
(**) Term: **15 Years**
(21) Appl. No.: **29/561,595**

D641,067 S *	7/2011	Wang	D23/226
D644,716 S *	9/2011	Gehrung	D23/226
D689,593 S *	9/2013	Schmon	D23/226
D734,429 S *	7/2015	Wang	D23/226
D738,462 S *	9/2015	Wang	D23/226
D740,393 S *	10/2015	Gehrung	D23/226
D754,286 S *	4/2016	Wang	D23/226
D754,287 S *	4/2016	Wang	D23/226
D770,593 S *	11/2016	Gehrung	D23/226

* cited by examiner

(22) Filed: **Apr. 18, 2016**
(51) **LOC (10) Cl.** **23-01**
(52) **U.S. Cl.**
USPC **D23/226**
(58) **Field of Classification Search**
USPC D23/213, 223, 226
CPC B05B 5/0533; B05B 5/1691; B05B 5/043;
B05B 7/241; B05B 7/2408
See application file for complete search history.

Primary Examiner — Robin V Webster
(74) *Attorney, Agent, or Firm* — LeClairRyan

(57) **CLAIM**

The ornamental design for a paint spray gun, as shown and described.

DESCRIPTION


FIG. 1 is a perspective view of a paint spray gun showing my new design;
FIG. 2 is a front elevational view thereof;
FIG. 3 is a rear elevational view thereof;
FIG. 4 is a left side elevational view thereof;
FIG. 5 is a right side elevational view thereof;
FIG. 6 is a top plan view thereof; and,
FIG. 7 is a bottom plan view thereof.

(56) **References Cited**

U.S. PATENT DOCUMENTS

D537,505 S *	2/2007	Huang	D23/226
D583,013 S *	12/2008	Wang	D23/226
D604,394 S *	11/2009	Wang	D23/226

1 Claim, 7 Drawing Sheets






FIG. 1

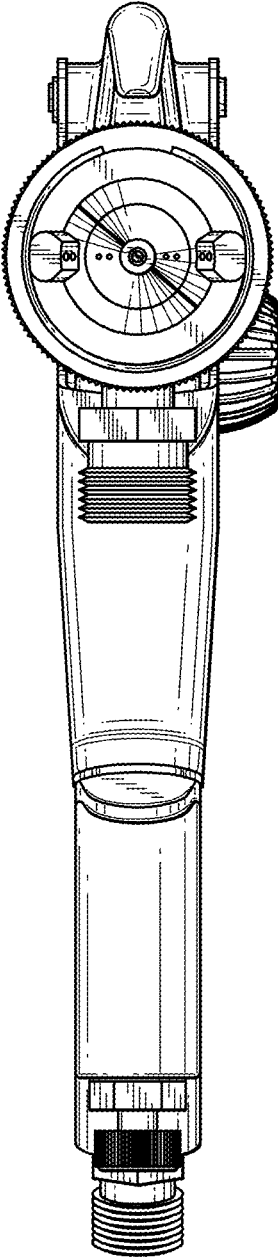


FIG.2

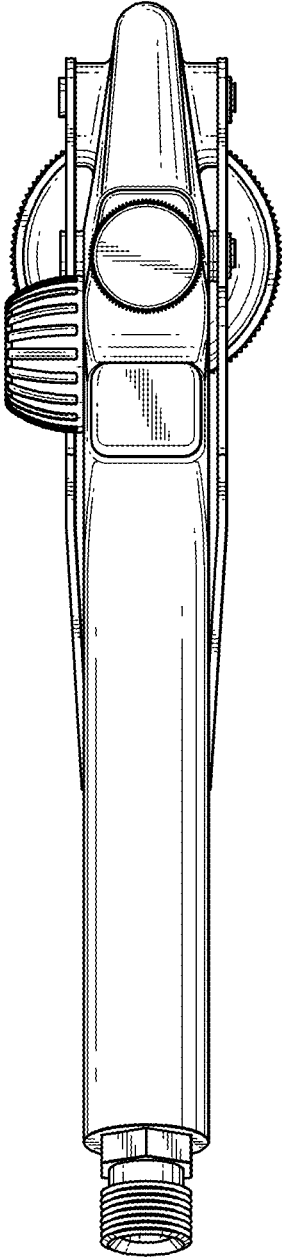


FIG.3

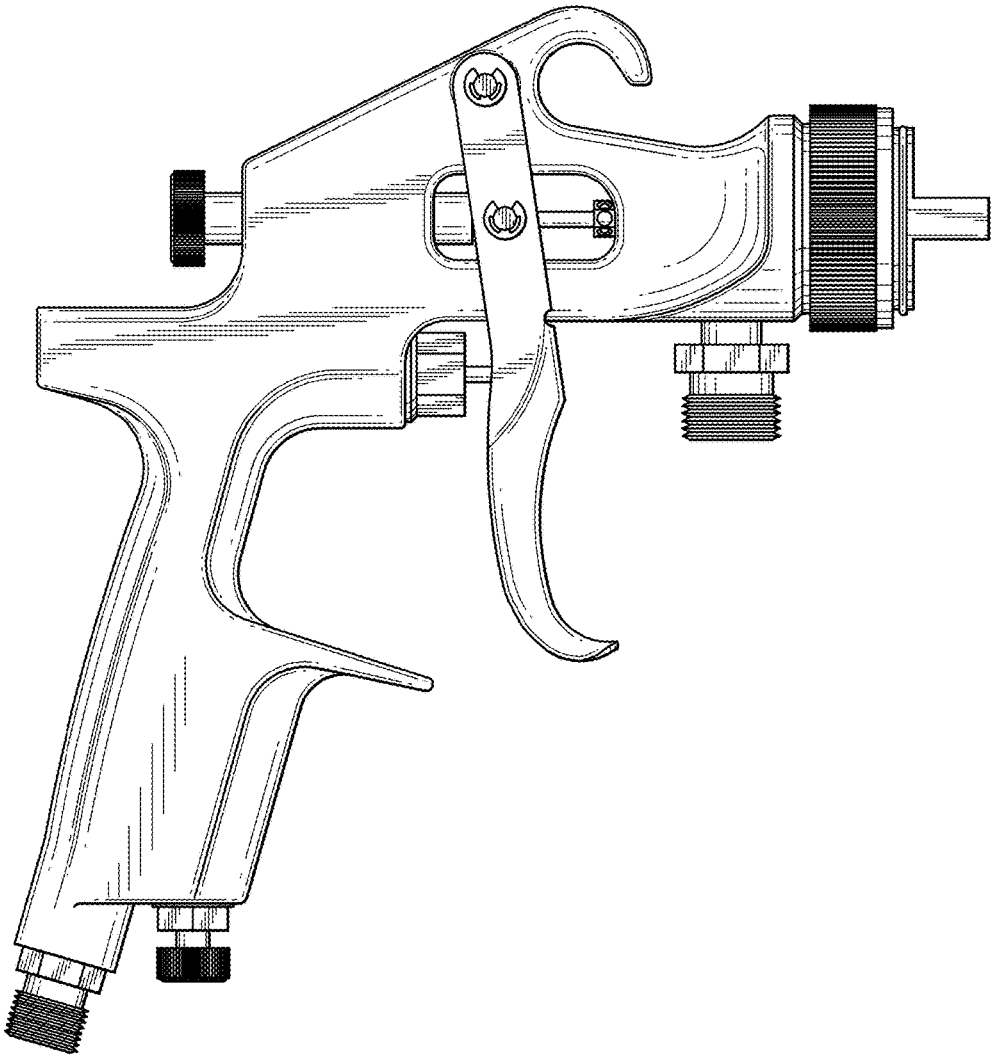


FIG.4

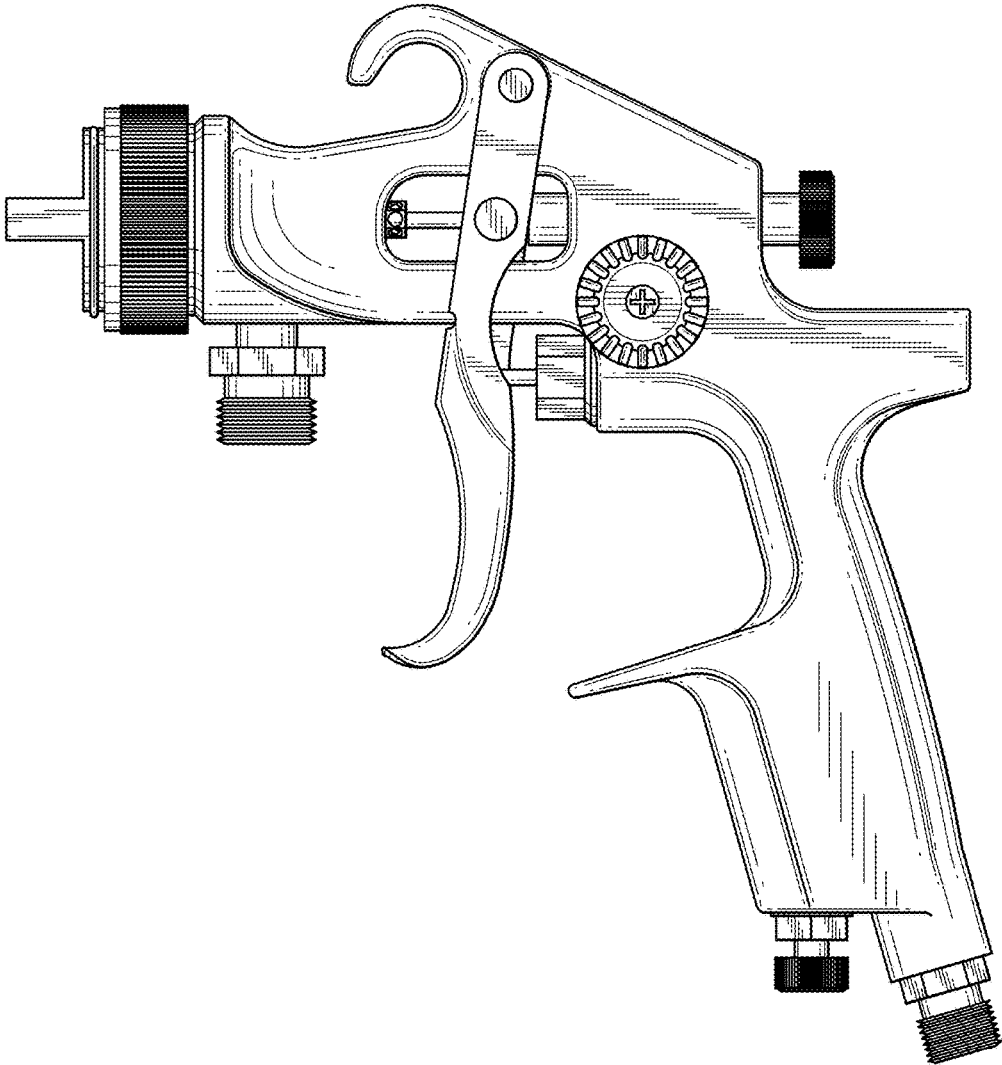


FIG.5

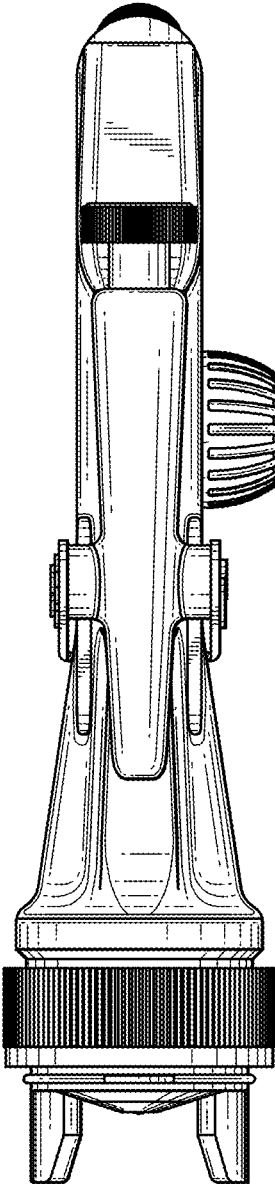


FIG.6

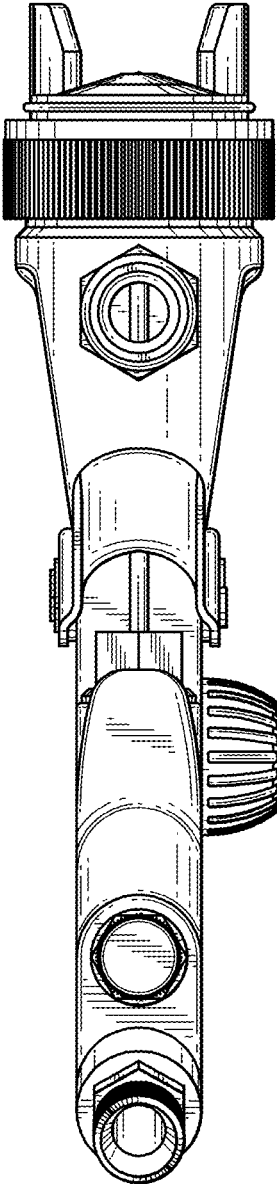


FIG. 7