



US00D735901S

(12) **United States Design Patent**  
**Webb et al.**

(10) **Patent No.:** **US D735,901 S**

(45) **Date of Patent:** **\*\* Aug. 4, 2015**

(54) **FROSTED LED BULB**

(71) Applicant: **Switch Bulb Company, Inc.**, San Jose, CA (US)

(72) Inventors: **Andrew Webb**, San Jose, CA (US); **David Titzler**, Palo Alto, CA (US); **Alex Rochat**, Emeryville, CA (US); **Rob Swinton**, San Francisco, CA (US); **Jeff Salazar**, Palo Alto, CA (US)

(73) Assignee: **Switch Bulb Company, Inc.**, San Jose, CA (US)

(\*\*) Term: **14 Years**

(21) Appl. No.: **29/472,695**

(22) Filed: **Nov. 14, 2013**

**Related U.S. Application Data**

(63) Continuation of application No. 29/445,849, filed on Feb. 18, 2013, now Pat. No. Des. 696,437, which is a continuation of application No. 29/404,806, filed on Oct. 25, 2011, now Pat. No. Des. 676,582.

(51) **LOC (10) Cl.** ..... **26-04**

(52) **U.S. Cl.**  
USPC ..... **D26/2**

(58) **Field of Classification Search**  
USPC ..... D26/1-4; 313/313, 315, 316, 317, 318, 313/493; 315/52, 53, 56, 57, 58  
See application file for complete search history.

(56) **References Cited**

**U.S. PATENT DOCUMENTS**

D508,575 S 8/2005 Buschmann et al.  
D528,227 S 9/2006 Chou et al.

D531,741 S 11/2006 Takahashi  
D534,665 S 1/2007 Egawa et al.  
D538,953 S 3/2007 Mama  
D615,220 S 5/2010 Crane et al.  
D651,327 S 12/2011 Hsiao et al.  
D654,193 S \* 2/2012 Tong et al. .... D26/2  
D656,252 S \* 3/2012 Engl et al. .... D26/2  
D663,869 S 7/2012 Choi et al.  
D679,035 S \* 3/2013 Le et al. .... D26/2

**OTHER PUBLICATIONS**

Notice of Allowance received for U.S. Appl. No. 29/404,806, mailed on Oct. 1, 2012, 8 pages.

Notice of Allowance received for U.S. Appl. No. 29/445,849, mailed on Aug. 7, 2013, 9 pages.

\* cited by examiner

*Primary Examiner* — Marcus Jackson

(74) *Attorney, Agent, or Firm* — Morrison & Foerster LLP

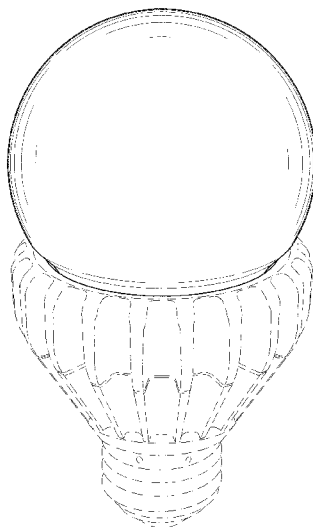
(57) **CLAIM**

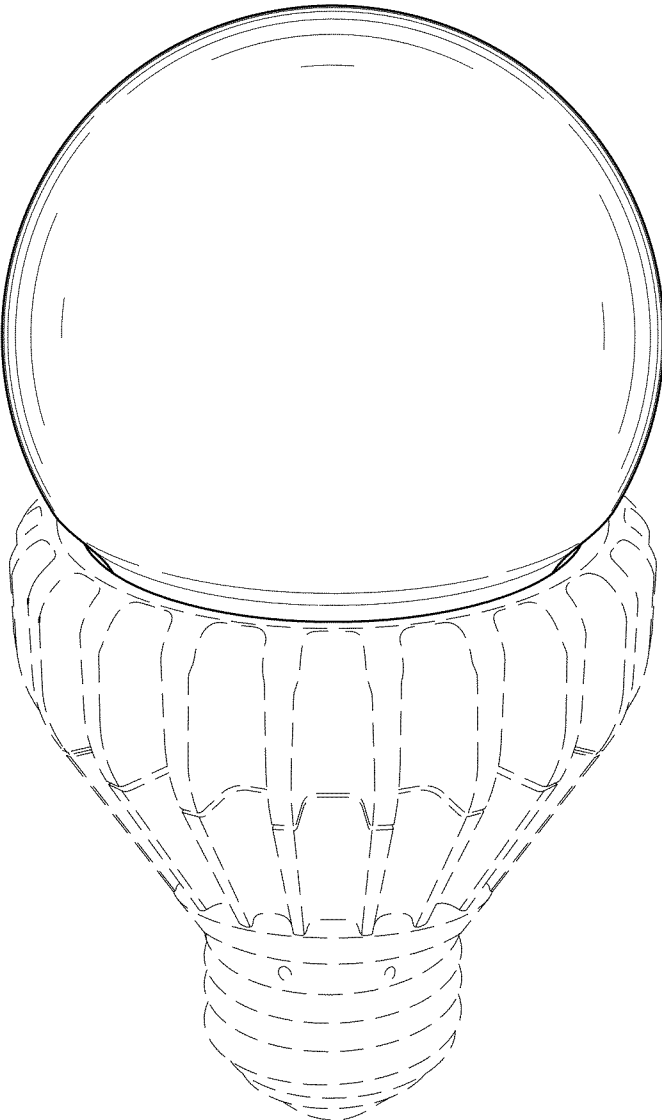
The ornamental design for a frosted LED bulb, as shown and described.

**DESCRIPTION**

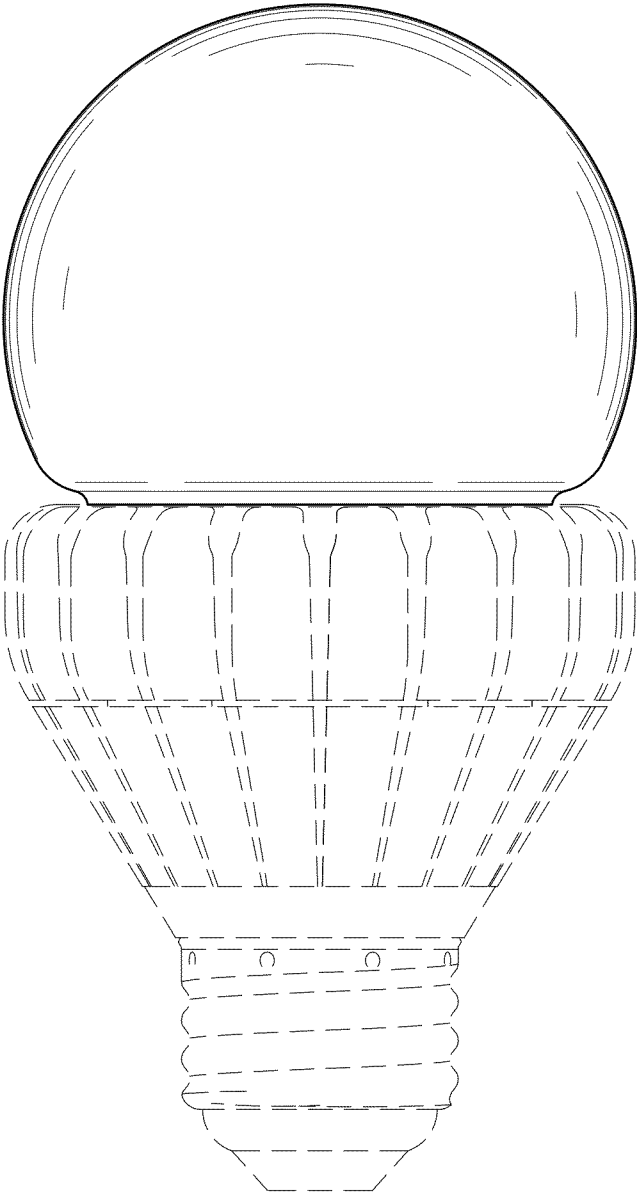
FIG. 1 is a perspective view of a first embodiment of a frosted LED bulb;  
FIG. 2 is a side view of the first embodiment;  
FIG. 3 is a top view of the first embodiment;  
FIG. 4 is a bottom view of the first embodiment;  
FIG. 5 is a perspective view of a second embodiment of a frosted LED bulb;  
FIG. 6 is a side view of the second embodiment;  
FIG. 7 is a top view of the second embodiment; and,  
FIG. 8 is a bottom view of the second embodiment.  
The broken lines illustrating portions of the frosted LED bulb form no part of the claimed design.

**1 Claim, 6 Drawing Sheets**






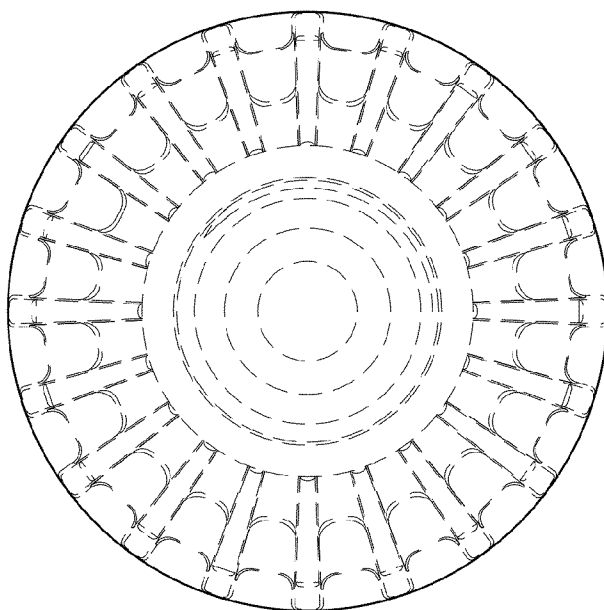
*FIG. 1*



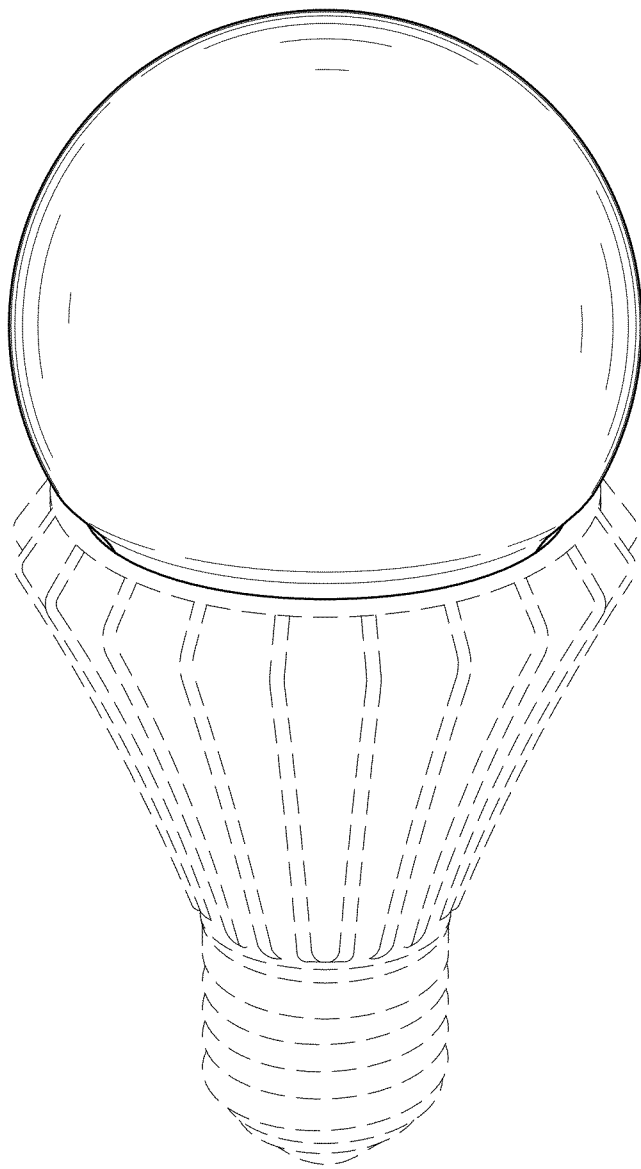
**FIG. 2**



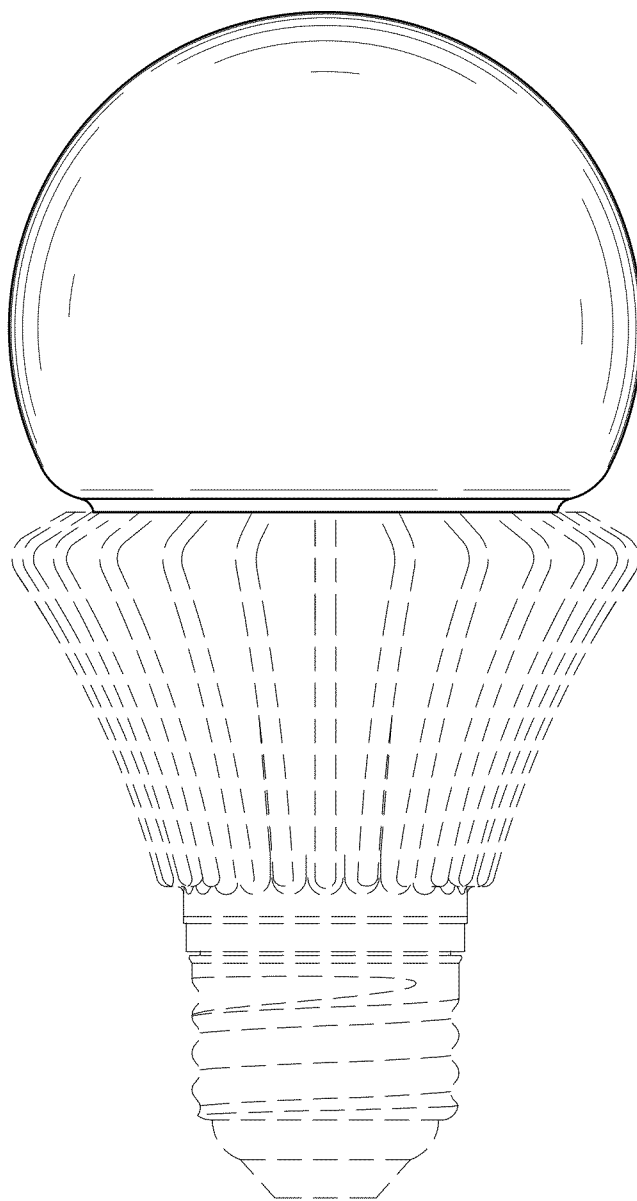
*FIG. 3*




*FIG. 4*



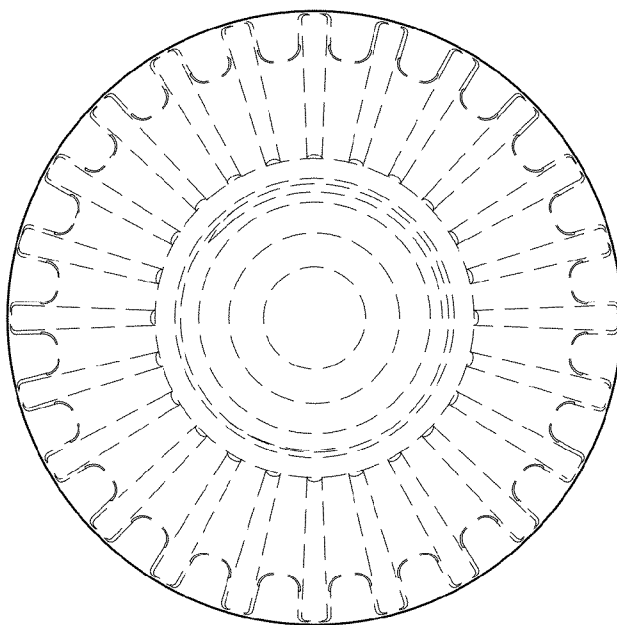
**FIG. 5**



**FIG. 6**



*FIG. 7*



*FIG. 8*