



US00D832729S

(12) **United States Design Patent**
Kay et al.

(10) **Patent No.:** **US D832,729 S**
(45) **Date of Patent:** **** Nov. 6, 2018**

(54) **FORKLIFT CARRIAGE TRACKING LIGHT**

(71) Applicant: **J.W. SPEAKER CORPORATION**,
Germantown, WI (US)

(72) Inventors: **Bradley W Kay**, Mequon, WI (US);
Eric J Deering, Hartland, WI (US);
Rory S Sentieri, Mount Pleasant, WI (US)

(73) Assignee: **J.W. SPEAKER CORPORATION**,
Germantown, WI (US)

(**) Term: **15 Years**

(21) Appl. No.: **29/595,254**

(22) Filed: **Feb. 27, 2017**

(51) **LOC (11) Cl.** **10-05**

(52) **U.S. Cl.**
USPC **D10/114.1**

(58) **Field of Classification Search**
USPC D10/46, 75, 78–80, 103, 106.1–106.95,
D10/114.1, 114.4, 118, 118.2, 119.1, 120,
D10/121, 125, 126, 132; D26/28, 29, 35,
D26/60; D14/225
CPC G08B 17/06; G08B 17/10; G08B 17/103;
G08B 17/107; G08B 21/12; G08B 21/22;
G08B 15/00; H04N 7/186; B60Q 1/0005;
B60Q 1/0029; B60Q 1/0035; B60Q
1/0041; B60Q 1/02; B60Q 1/04; B60Q
1/0416; B60Q 1/0433; B60Q 1/0441;
B60Q 1/045; H04R 1/00; H04R 1/02;
H04R 1/08; H04R 1/083; H04R 1/086;
G10K 7/00; G10K 7/005; G10K 7/02;
G10K 7/04

See application file for complete search history.

(56) **References Cited**

U.S. PATENT DOCUMENTS

D388,722 S * 1/1998 Wilson D10/106.1
D412,862 S * 8/1999 Maeyama D10/106.6

D427,928 S * 7/2000 Hiller D10/106.7
D552,292 S * 10/2007 Martineau D10/111
D568,524 S * 5/2008 Sandell D26/71
D587,155 S * 2/2009 Lyons D10/114.1
D590,287 S * 4/2009 Bartlett F21L 4/08
D10/120
D649,897 S * 12/2011 Jones D10/106.9
D676,173 S * 2/2013 Akinrele D26/71
D676,174 S * 2/2013 Akinrele D26/71

(Continued)

Primary Examiner — George D. Kirschbaum

Assistant Examiner — Joseph J Kukella

(74) *Attorney, Agent, or Firm* — Quarles & Brady LLP

(57) **CLAIM**

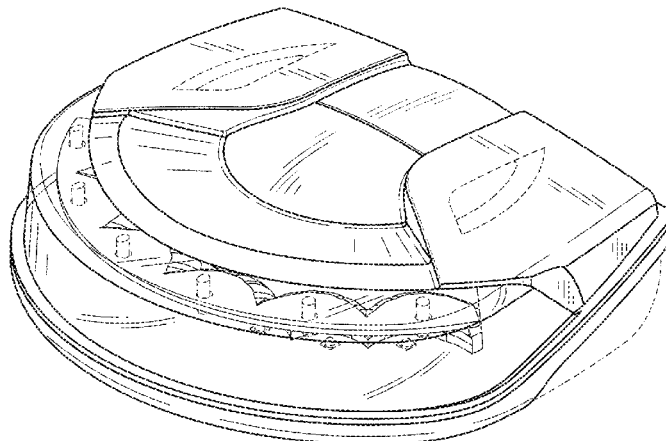
The ornamental design for a forklift carriage tracking light, as shown and described.

DESCRIPTION

FIG. 1 is an isometric view of a top, right, and front side of an ornamental design for a tracking light; FIG. 2 is an isometric view of a bottom, right, and rear side of the tracking light of FIG. 1; FIG. 3 is a top plan view of the tracking light of FIG. 1; FIG. 4 is a bottom plan view of the tracking light of FIG. 1; FIG. 5 is a front elevational view of the tracking light of FIG. 1; FIG. 6 is a rear elevational view of the tracking light of FIG. 1; FIG. 7 is a right side elevational view of the tracking light of FIG. 1; and, FIG. 8 is a left side elevational view of the tracking light of FIG. 1.

The dash-dash broken lines are included for the purpose of illustrating portions of the forklift carriage tracking light that form no part of the claimed design. The dot-dash broken lines illustrate claim boundaries and form no part of the claimed design.

1 Claim, 4 Drawing Sheets



(56)

References Cited

U.S. PATENT DOCUMENTS

2004/0090774 A1* 5/2004 Hsueh F21L 4/08
362/183

* cited by examiner

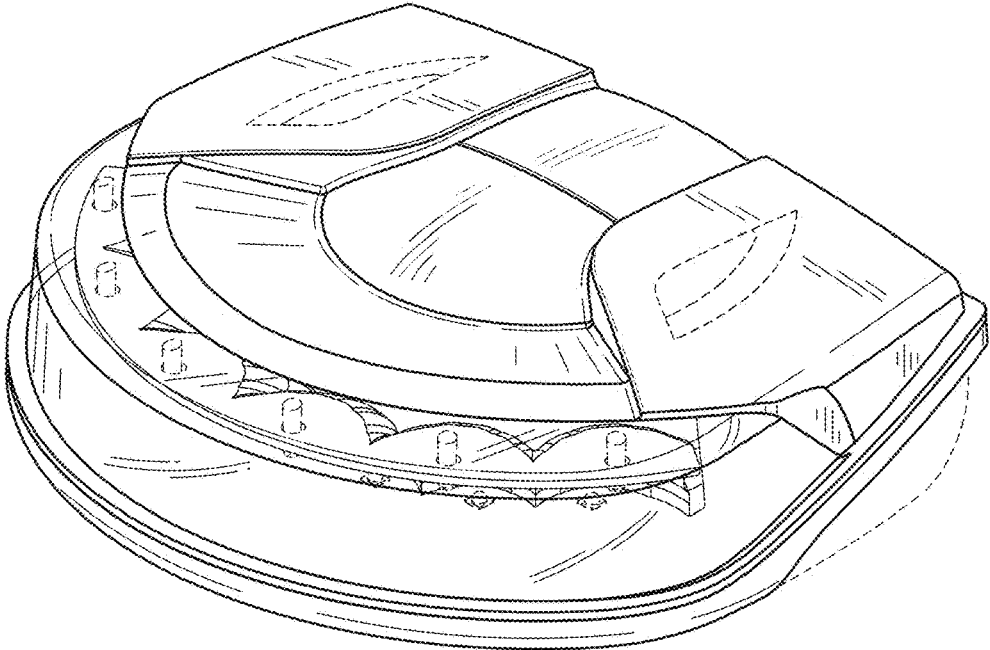


FIG. 1

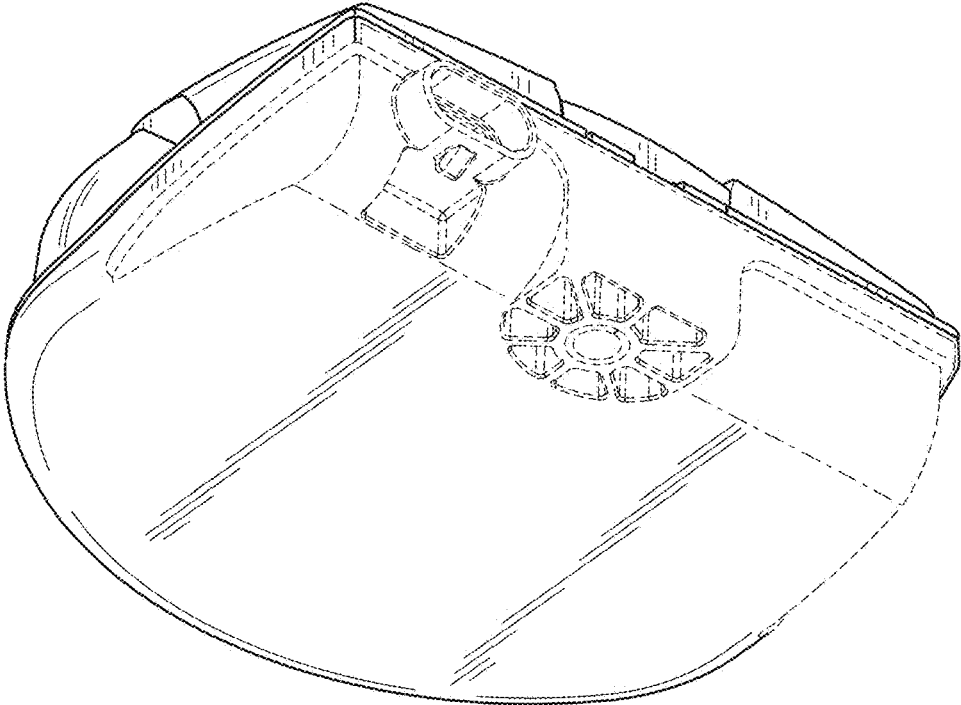


FIG. 2

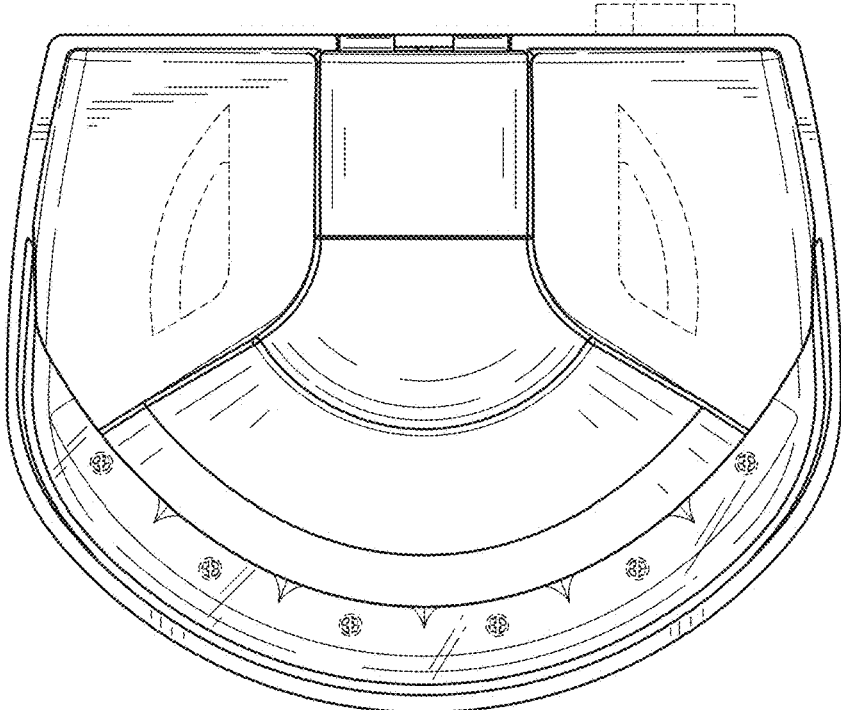


FIG. 3

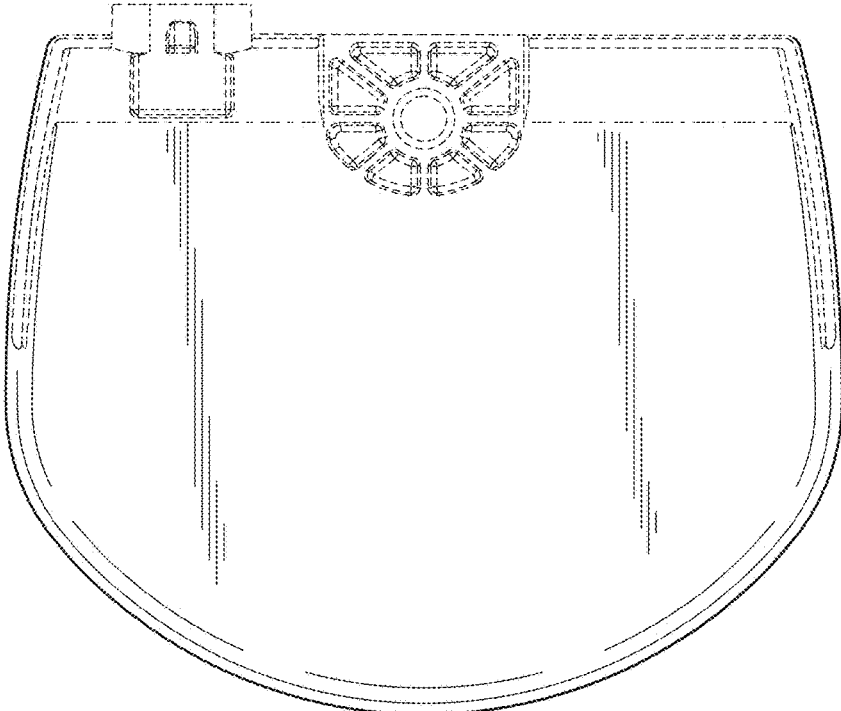


FIG. 4

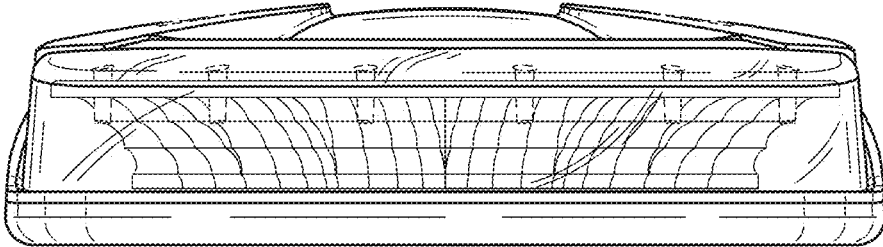


FIG. 5

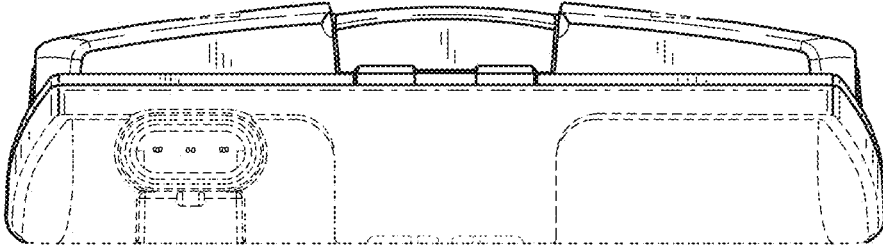


FIG. 6

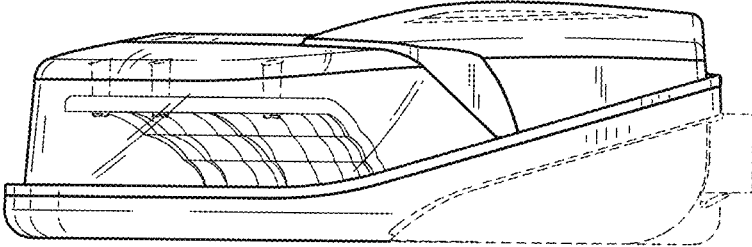


FIG. 7

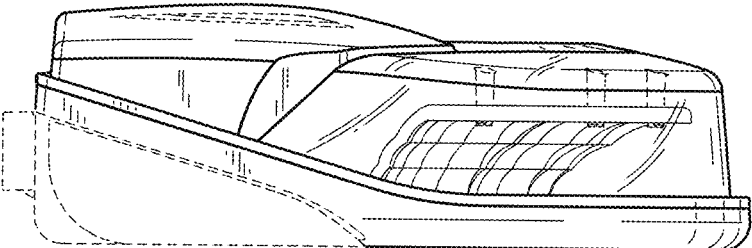


FIG. 8