



US00D340521S

United States Patent [19]

[11] Patent Number: Des. 340,521

Heinzelman et al.

[45] Date of Patent: ** Oct. 19, 1993

[54] PERIODONTAL INSTRUMENT

[75] Inventors: Bert D. Heinzelman, Tenafly, N.J.; Paul D. Cesare, Norwalk, Conn.

[73] Assignee: Colgate-Palmolive Company, New York, N.Y.

[**] Term: 14 Years

[21] Appl. No.: 507,056

[22] Filed: Apr. 9, 1990

[52] U.S. Cl. D24/176; D24/133

[58] Field of Search D24/111-115; 433/141-153, 72, 115, 118, 120, 124; 128/774, 739-740

[56] References Cited

U.S. PATENT DOCUMENTS

D. 322,314	12/1991	Ohbayashi	D24/113
3,164,153	1/1965	Zorzi	433/88
3,490,657	1/1970	Williams et al.	222/399
3,561,433	2/1971	Kovach	128/66
3,757,419	9/1973	Hopkins	433/124 X
3,841,311	10/1974	Brown	433/141 X
4,219,619	8/1980	Zarow	433/118
4,411,623	10/1983	Axelsson	433/80
4,880,382	11/1989	Moret et al.	433/118
4,941,459	7/1990	Mathur	433/88
4,958,751	9/1990	Curtis et al.	433/80 X

FOREIGN PATENT DOCUMENTS

1319051 4/1962 France 401/190

Primary Examiner—Wallace R. Burke

Assistant Examiner—M. H. Tung

Attorney, Agent, or Firm—Michael J. McGreal; Robert C. Sullivan

[57] CLAIM

The ornamental design for a periodontal instrument, as shown and described.

DESCRIPTION

FIG. 1 is a side elevational view of a periodontal instrument showing our new design;

FIG. 2 is a front elevational view thereof;

FIG. 3 is a bottom plan view thereof;

FIG. 4 is a top plan view thereof;

FIG. 5 is a side elevational view of a second embodiment thereof;

FIG. 6 is a front elevational view thereof;

FIG. 7 is a bottom plan view thereof;

FIG. 8 is a rear elevational view of the first embodiment thereof; and,

FIG. 9 is a rear elevational view of a second embodiment thereof.

The top plan view of the second embodiment is identical to the top plan view of the original embodiment as shown in FIG. 4.




FIG. 1

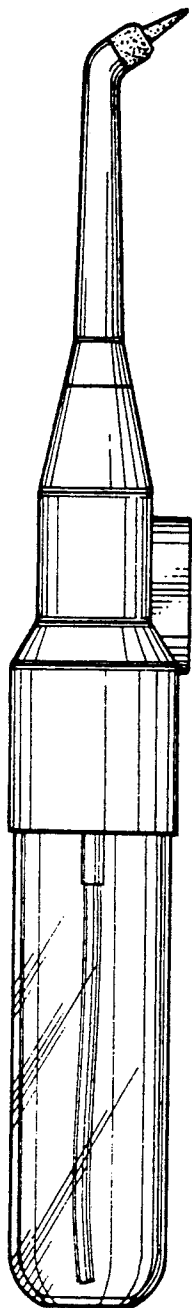


FIG. 2

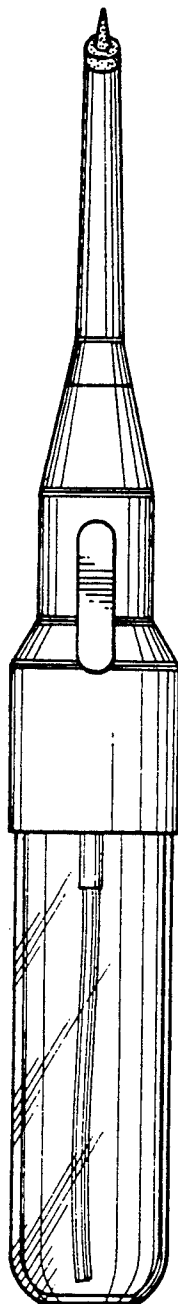


FIG. 8

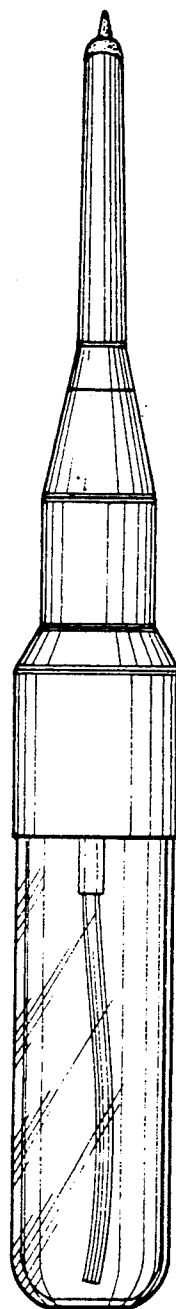


FIG. 3

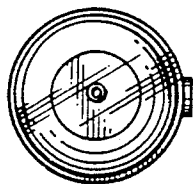


FIG. 4

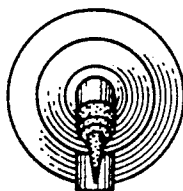


FIG. 5




FIG. 6

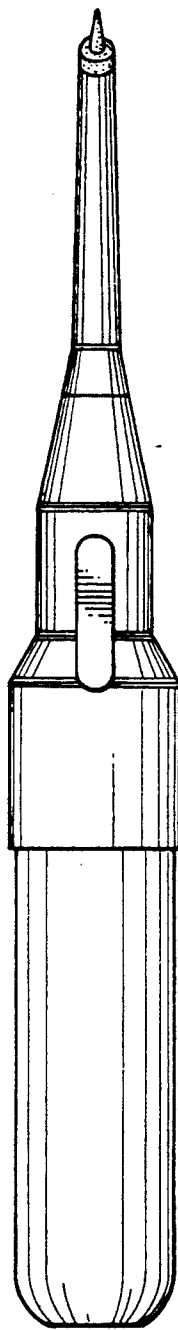


FIG. 9

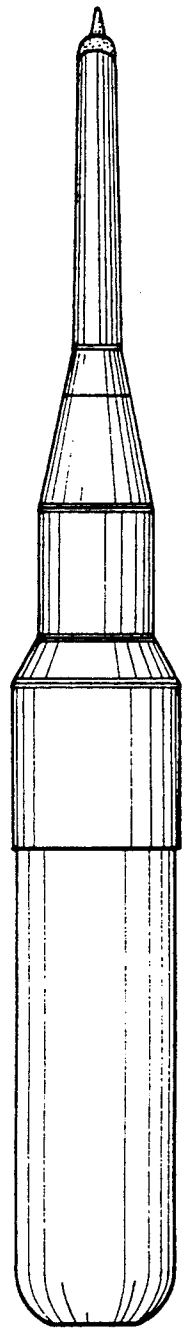


FIG. 7

