



US00D888700S

(12) **United States Design Patent**  
**Huang et al.**

(10) **Patent No.:** **US D888,700 S**

(45) **Date of Patent:** **\*\* Jun. 30, 2020**

- (54) **MOBILE PHONE**
- (71) Applicant: **ASUSTeK COMPUTER INC.**, Taipei (TW)
- (72) Inventors: **Zih-Siang Huang**, Taipei (TW);  
**Yan-Jhang Cheng**, Taipei (TW);  
**Liang-Jen Lin**, Taipei (TW);  
**Hung-Chieh Wu**, Taipei (TW);  
**Min-Chieh Yang**, Taipei (TW);  
**Chung-Wei Wu**, Taipei (TW);  
**Hsin-Hua Hsieh**, Taipei (TW)
- (73) Assignee: **ASUSTEK COMPUTER INC.**, Taipei (TW)

5,877,953	A *	3/1999	Clendenen	.....	G06F 1/1626 700/17
D428,668	S *	7/2000	Binstock	.....	D28/8.1
D515,536	S *	2/2006	Lee	.....	D14/138 AA
D558,792	S *	1/2008	Chigira	.....	D14/496
D561,204	S *	2/2008	Toh	.....	D14/496
D601,530	S *	10/2009	Park	.....	D14/138 AA
7,715,192	B2 *	5/2010	Takahama	.....	H04M 1/0202 361/679.56
D717,285	S *	11/2014	Fahlgren	.....	D14/248
D721,681	S *	1/2015	Lee	.....	D14/248
9,064,654	B2 *	6/2015	Whitt, III	.....	H01H 13/704
D763,253	S *	8/2016	Akana	.....	D14/341
D763,850	S *	8/2016	Aumiller	.....	D14/344
9,736,383	B2 *	8/2017	Evans	.....	H04N 5/2254
9,762,781	B2 *	9/2017	Evans	.....	H04N 5/2252
D805,506	S *	12/2017	Rouger	.....	D14/248

(Continued)

(\*\*) Term: **15 Years**

*Primary Examiner* — Bridget L Eland

(21) Appl. No.: **29/660,090**

(74) *Attorney, Agent, or Firm* — McClure, Qualey & Rodack, LLP

(22) Filed: **Aug. 17, 2018**

(51) **LOC (12) Cl.** ..... **14-03**

(52) **U.S. Cl.**  
USPC ..... **D14/248; D14/138 C**

(58) **Field of Classification Search**  
USPC ..... D14/248, 138 G, 138 AD, 138 AB,  
D14/138 AA, 138 C  
CPC ..... H04M 1/0264; H04N 5/2252; G02B  
13/0065  
See application file for complete search history.

(57) **CLAIM**

The ornamental design for a mobile phone, as shown and described.

**DESCRIPTION**


FIG. 1 is a front perspective view of a mobile phone showing our new design;  
FIG. 2 is a front elevational view of FIG. 1;  
FIG. 3 is a rear elevational view of FIG. 1;  
FIG. 4 is a left side elevational view of FIG. 1;  
FIG. 5 is a right side elevational view of FIG. 1;  
FIG. 6 is a top plan view of FIG. 1;  
FIG. 7 is a bottom plan view of FIG. 1; and,  
FIG. 8 is a front perspective view of FIG. 1 shown in a retracted state.  
The broken lines in the figures form no part of the claimed design.

(56) **References Cited**

U.S. PATENT DOCUMENTS

4,484,158	A *	11/1984	Roberts	.....	H03H 9/0528 29/25.35
5,155,659	A *	10/1992	Kunert	.....	G06F 3/0238 220/375
5,284,659	A *	2/1994	Cherukuri	.....	A23G 3/2061 424/435
D366,217	S *	1/1996	Dudley	.....	D10/46
5,572,082	A *	11/1996	Sokol	.....	H03H 9/0514 310/348

**1 Claim, 6 Drawing Sheets**



(56)

**References Cited**

## U.S. PATENT DOCUMENTS

D807,349	S	*	1/2018	Lee	.....	D14/342
D808,384	S	*	1/2018	Lee	.....	D14/342
D813,214	S	*	3/2018	Fan	.....	D14/248
D822,017	S	*	7/2018	Noh	.....	D14/341
D824,375	S	*	7/2018	Kim	.....	D14/248
D826,224	S	*	8/2018	Shin	.....	D14/248
D843,991	S	*	3/2019	Kim	.....	D14/248
D855,044	S	*	7/2019	Cho	.....	D14/248
10,389,927	B2	*	8/2019	Zhang	.....	H04M 1/0264
D859,381	S	*	9/2019	Lin	.....	D14/248
10,444,802	B2	*	10/2019	Zeng	.....	G06F 1/1605
D865,736	S	*	11/2019	Cheng	.....	D14/248
D870,087	S	*	12/2019	Lin	.....	D14/248
D876,417	S	*	2/2020	Park	.....	D14/248
2005/0255897	A1	*	11/2005	Lee	.....	H04M 1/0239 455/575.4
2006/0281501	A1	*	12/2006	Zuo	.....	H04M 1/0262 455/575.1
2008/0074329	A1	*	3/2008	Caballero	.....	H01Q 1/088 343/702
2013/0061412	A1	*	3/2013	Vashi	.....	A46B 5/0095 15/106

\* cited by examiner




FIG. 1




FIG.2




FIG.3




FIG. 4




FIG. 5




FIG. 6




FIG. 7




FIG. 8