



US00D528173S

(12) **United States Design Patent** (10) **Patent No.:** **US D528,173 S**
Flick et al. (45) **Date of Patent:** **** Sep. 12, 2006**

(54) **ADJUSTABLE DUMBBELL BASE**
(75) Inventors: **Edward L. Flick**, Denver, CO (US);
Eric D. Golesh, Thornton, CO (US)
(73) Assignee: **Nautilus, Inc.**, Vancouver, WA (US)
(**) Term: **14 Years**
(21) Appl. No.: **29/211,519**
(22) Filed: **Aug. 16, 2004**

FR 1468902 4/1967
FR 2452296 10/1980
FR 2613237 10/1988
JP 10118222 5/1998
SU 1258447 A1 9/1986
SU 1367987 A1 1/1988
SU 1389789 A2 4/1988
SU 1643024 A1 4/1991
SU 1659073 A1 6/1991
SU 1687271 A1 10/1991
SU 1780780 A1 12/1992
WO WO 03/063969 A3 8/2003
WO WO 03/063969 A2 8/2003
WO WO 03/089070 A1 10/2003

Related U.S. Application Data

(63) Continuation of application No. 10/456,977, filed on Jun. 5, 2003.
(51) **LOC (8) Cl.** **21-02**
(52) **U.S. Cl.** **D21/686; D6/552**
(58) **Field of Classification Search** D21/662,
D21/680, 681, 682, 684, 686, 690; 482/105,
482/106, 107, 108; D6/552
See application file for complete search history.

OTHER PUBLICATIONS

UK fitness supplies.co.uk, located at <http://www.ukfitness-supplies.co.uk>, 3 pages (First publ. date unknown, website pages printed on Aug. 4, 2003).
“Nautilus Home Health & Fitness Catalog”, Catalog, Nautilus, Inc., pp. 1–56 (2004).

Primary Examiner—Philip S. Hyder
(74) *Attorney, Agent, or Firm*—Dorsey & Whitney LLP

(56) **References Cited**

U.S. PATENT DOCUMENTS

772,906 A 10/1904 Reach
848,272 A 3/1907 Thornley
1,053,109 A 2/1913 Reach
1,422,888 A 7/1922 Reeves et al.
1,672,944 A 6/1928 Jowett
1,779,594 A 10/1930 Hall
1,917,566 A 7/1933 Wood
3,647,209 A 3/1972 La Lanne
3,758,109 A 9/1973 Bender
3,771,785 A 11/1973 Speyer
3,825,253 A 7/1974 Speyer

(Continued)

FOREIGN PATENT DOCUMENTS

CH 384485 11/1964
EP 177643 A1 4/1986
FR 637365 4/1928

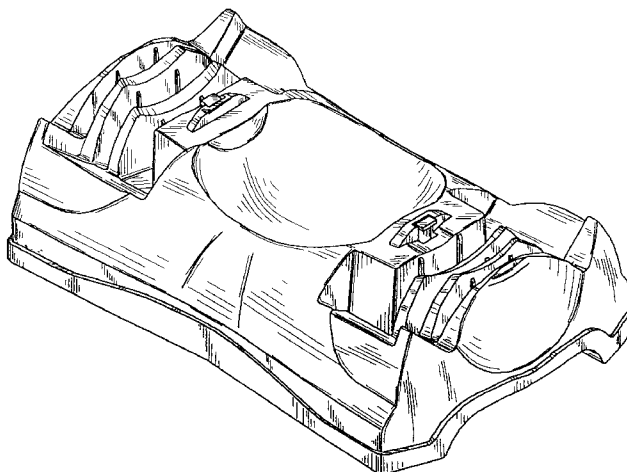
(57) **CLAIM**

The ornamental design for an adjustable dumbbell base, as shown and described.

DESCRIPTION

FIG. 1 is an isometric view of the adjustable dumbbell base in accordance with the present invention; FIG. 2 is a front elevation view thereof; FIG. 3 is a rear elevation view thereof; FIG. 4 is a top plan view thereof; FIG. 5 is a right side elevation view thereof; FIG. 6 is a left side elevation view thereof; FIG. 7 is a bottom plan view thereof; and, FIG. 8 is an isometric view of the adjustable dumbbell base, wherein the broken line showing of the adjustable dumbbell is for illustrative purposes only and forms no part of the claimed design.

1 Claim, 5 Drawing Sheets



US D528,173 S

U.S. PATENT DOCUMENTS					
		5,637,064	A	6/1997	Olson et al.
3,912,261	A	5,669,861	A	9/1997	Toups
3,913,908	A	5,749,814	A	5/1998	Chen
D244,628	S	5,769,762	A	6/1998	Towley, III et al.
4,029,312	A	5,776,040	A	7/1998	Webb et al.
4,076,236	A	5,779,604	A	7/1998	Towley, III et al.
4,349,192	A	5,839,997	A	11/1998	Roth et al.
RE31,113	E	5,853,355	A	12/1998	Standish
4,411,424	A	5,876,313	A	3/1999	Krull
4,453,710	A	5,879,274	A	3/1999	Mattox
4,529,197	A	5,971,899	A	10/1999	Towley, III et al.
4,529,198	A	6,033,350	A	3/2000	Krull
4,538,805	A	6,039,678	A	3/2000	Dawson
4,540,171	A	D422,654	S	4/2000	Chen
4,546,971	A	6,083,144	A	7/2000	Towley, III et al.
4,566,690	A	6,099,442	A	8/2000	Krull
4,568,078	A	6,123,651	A	* 9/2000	Ellenburg 482/104
4,575,074	A	6,149,558	A	* 11/2000	Chen 482/107
4,601,466	A	6,186,927	B1	2/2001	Krull
4,624,457	A	6,186,928	B1	2/2001	Chen
4,627,615	A	6,196,952	B1	3/2001	Chen
4,627,618	A	6,228,003	B1	5/2001	Hald et al.
4,651,988	A	6,261,022	B1	7/2001	Dalebout et al.
4,712,793	A	6,261,211	B1	7/2001	Suarez et al.
4,730,828	A	6,322,481	B1	11/2001	Krull
4,743,017	A	6,328,678	B1	12/2001	Romero
4,768,780	A	6,350,221	B1	2/2002	Krull
4,787,629	A	6,402,666	B1	6/2002	Krull
4,809,973	A	6,416,446	B1	7/2002	Krull
4,822,034	A	6,422,979	B1	7/2002	Krull
4,834,365	A	6,461,282	B1	10/2002	Fenelon
4,878,662	A	6,500,101	B1	12/2002	Chen
4,878,663	A	D468,946	S	1/2003	Harms et al.
4,880,229	A	D469,294	S	1/2003	Harms et al.
4,900,016	A	6,540,650	B1	4/2003	Krull
4,900,018	A	6,582,345	B1	6/2003	Roy
D307,168	S	6,629,910	B1	10/2003	Krull
4,913,422	A	6,656,093	B1	* 12/2003	Chen 482/108
4,948,123	A	6,669,606	B1	12/2003	Krull
4,971,305	A	6,679,816	B1	1/2004	Krull
4,982,957	A	6,682,464	B1	* 1/2004	Shifferaw 482/106
D315,003	S	6,719,672	B1	4/2004	Ellis et al.
5,000,446	A	6,719,674	B1	4/2004	Krull
5,037,089	A	6,733,424	B1	5/2004	Krull
5,040,787	A	6,746,381	B1	6/2004	Krull
D321,230	S	6,749,547	B1	6/2004	Krull
5,102,124	A	D498,272	S	* 11/2004	Sanford-Schwentke et al. D21/681
5,123,885	A	D500,820	S	* 1/2005	Krull D21/681
5,131,898	A	6,855,097	B1	2/2005	Krull
5,135,453	A	6,872,173	B1	3/2005	Krull
D329,563	S	6,902,516	B1	6/2005	Krull
5,171,199	A	D508,628	S	8/2005	Crawford et al.
5,221,244	A	2002/0107118	A1	8/2002	Shifferaw
5,263,915	A	2002/0115539	A1	8/2002	Krull
5,284,463	A	2002/0183174	A1	12/2002	Chen
5,306,221	A	2003/0148862	A1	8/2003	Chen et al.
5,344,375	A	2003/0153439	A1	8/2003	Krull
5,374,229	A	2003/0199368	A1	10/2003	Krull
5,407,413	A	2003/0199369	A1	10/2003	Krull
D359,778	S	2004/0005968	A1	1/2004	Crawford et al.
5,433,687	A	2004/0005969	A1	1/2004	Chen
5,435,800	A	2004/0023765	A1	2/2004	Krull
D362,776	S	2004/0072661	A1	4/2004	Krull
5,484,367	A	2004/0138031	A1	7/2004	Krull
5,607,379	A	2005/0079961	A1	4/2005	Dalebout et al.
5,628,716	A				
5,630,776	A				

* cited by examiner

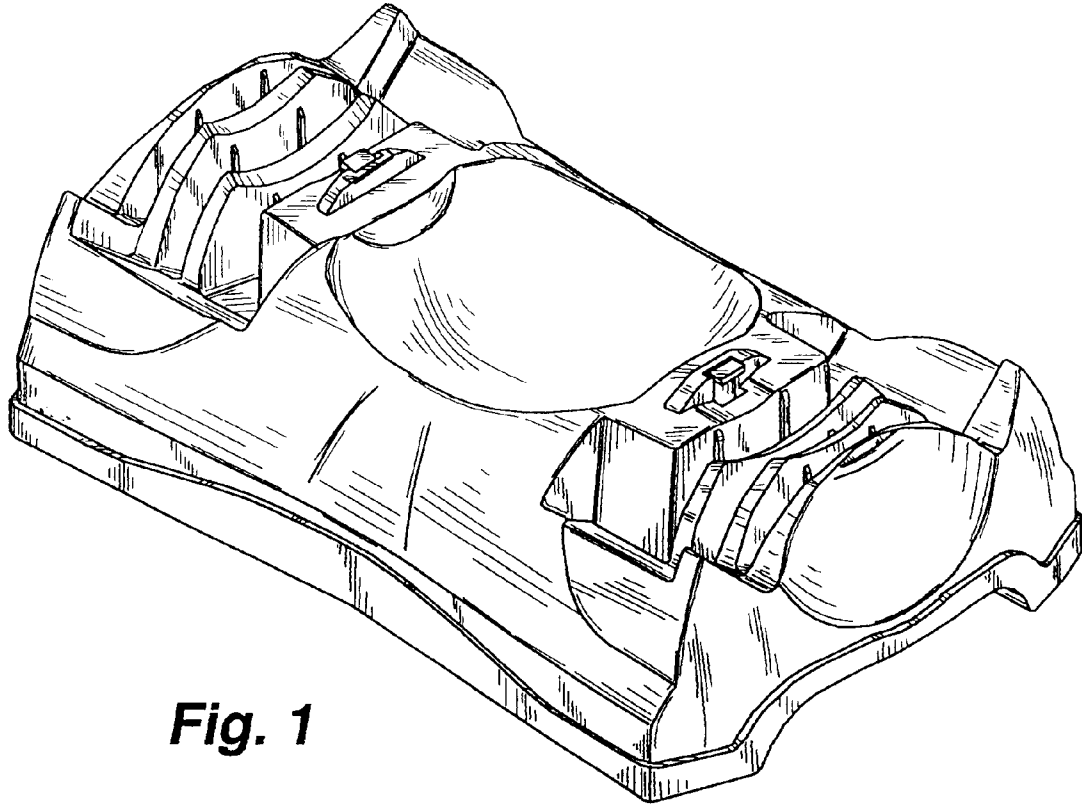


Fig. 1

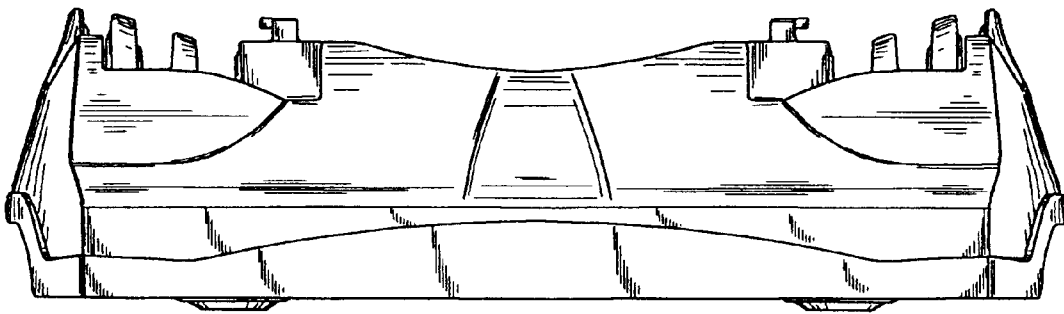


Fig. 2

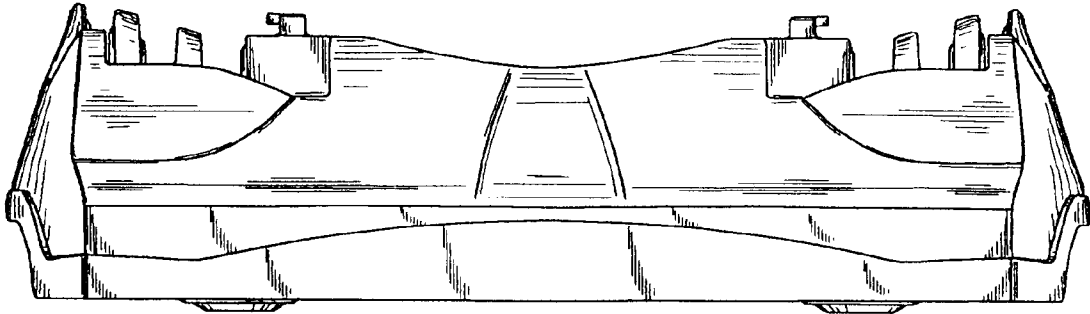


Fig. 3

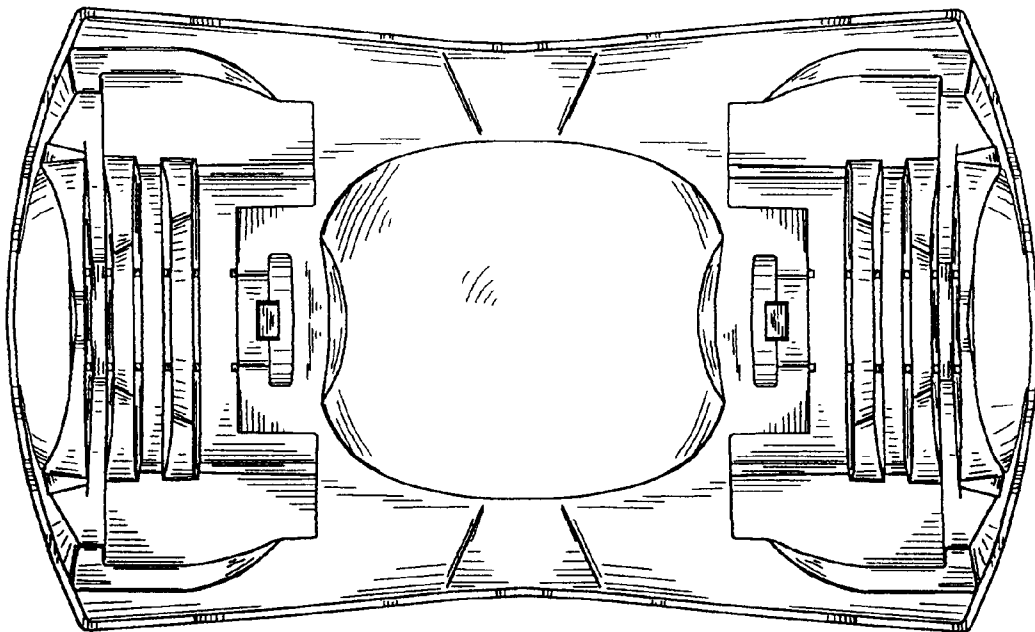


Fig. 4

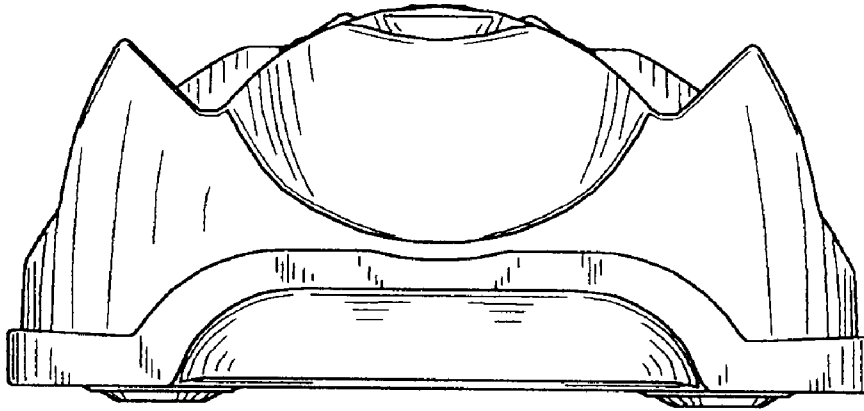


Fig. 5

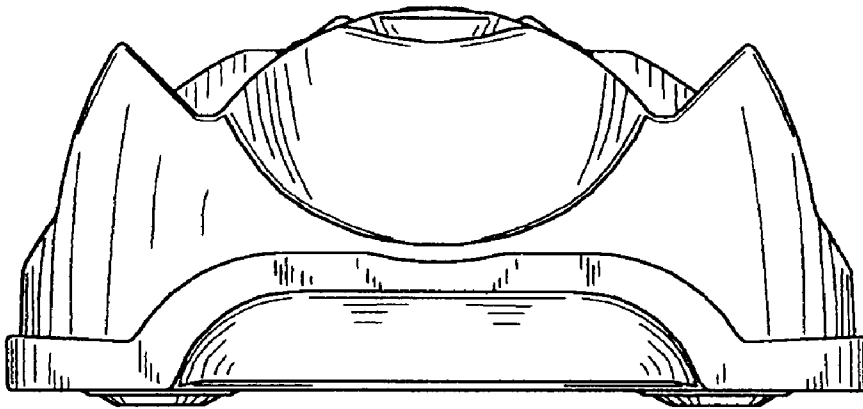


Fig. 6

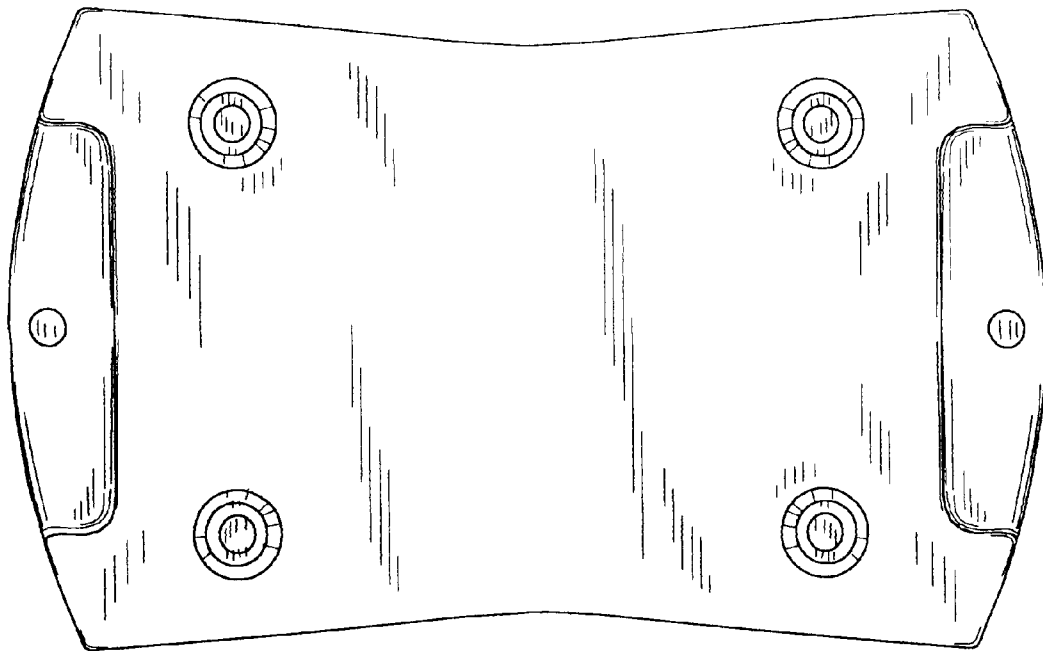


Fig. 7

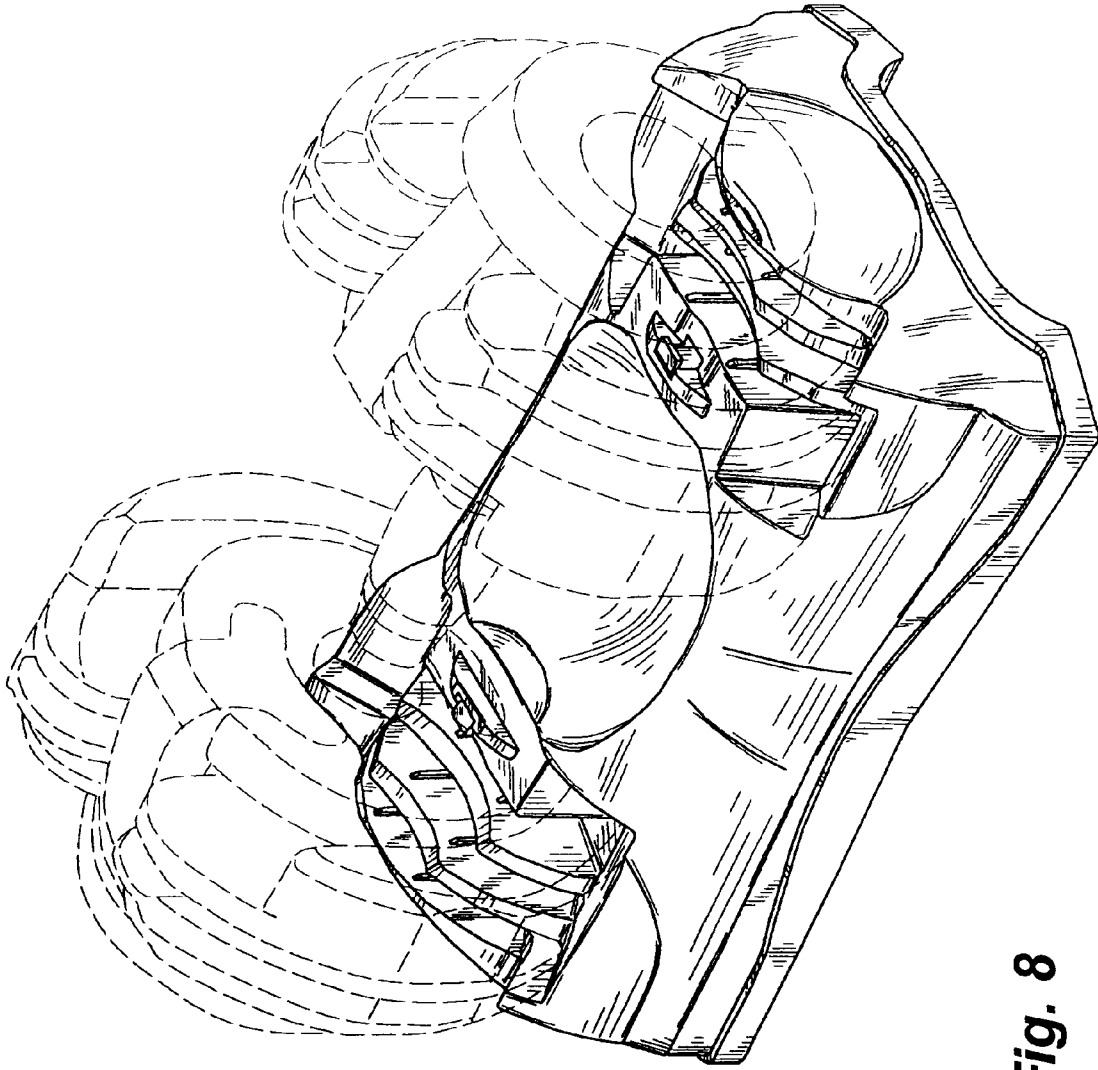


Fig. 8