

(No Model.)

E. CRIPPEN & W. KING.

BUCKLE.

No. 379,006.

Patented Mar. 6, 1888.

Fig. 1

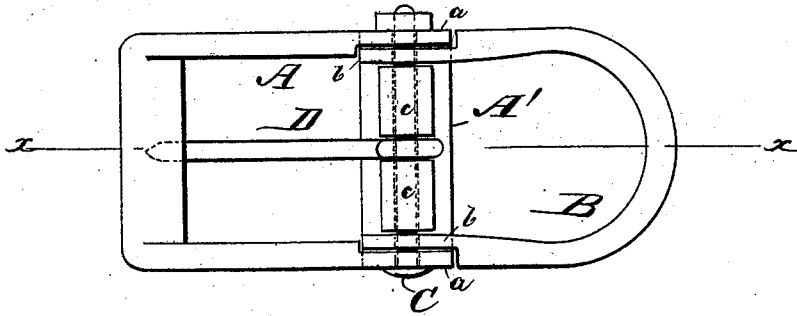


Fig. 2.

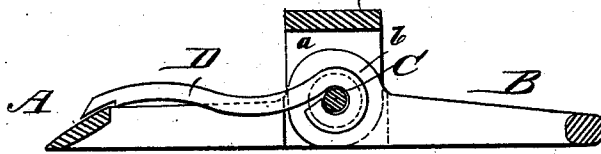


Fig. 3

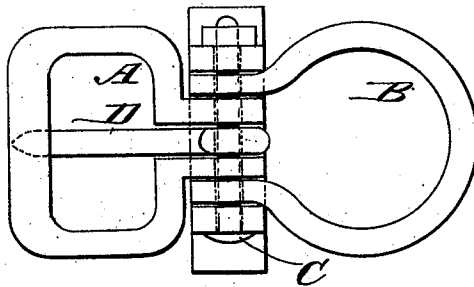
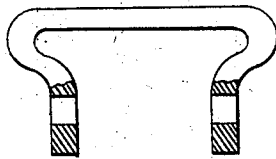


Fig. 4



WITNESSES:

F. M. Ardle,
G. Sedgwick

INVENTOR:

E. Crispin,
W. King,
Munh H.

BY

ATTORNEYS.

UNITED STATES PATENT OFFICE.

EDWIN CRIPPEN AND WILLIAM KING, OF NEW ORLEANS, LOUISIANA.

BUCKLE.

SPECIFICATION forming part of Letters Patent No. 379,006, dated March 6, 1888.

Application filed August 23, 1887. Serial No. 247,656. (No model.)

To all whom it may concern:

Be it known that we, EDWIN CRIPPEN and WILLIAM KING, of New Orleans, in the parish of Orleans and State of Louisiana, have invented a new and Improved Buckle, of which the following is a full, clear, and exact description.

Reference is to be had to the accompanying drawings, forming a part of this specification, in which similar letters of reference indicate corresponding parts in all the figures.

Figure 1 is a bottom view of our new and improved buckle. Fig. 2 is a sectional elevation of the same taken on the line *x x* of Fig. 1. Fig. 3 is an inverted plan view showing a modification, and Fig. 4 is a detailed sectional view of one form of loop *A'*.

A represents the main frame of the buckle, and *B* represents a loop or shackle attached to the main frame *A* by a bolt, *C*, so that by removing said bolt the shackle may be detached and the whole buckle removed from or applied to a strap or web without ripping or stitching the strap or web.

The frame *A* is formed with the cheek-pieces *a a* and the shackle *B* with the corresponding cheek-pieces, *b b*, and through apertures in said cheek-pieces the bolt *C* passes, as shown clearly in the drawings.

The tongue *D* is pivoted upon the bolt *C*, and in the form shown in Figs. 1 and 2 the tongue is held in the center of the bolt by the short tubes *c c*, placed upon said bolt, one each side of the tongue.

In Fig. 3 the frame *A* and shackle *B* are closed, so that the tubes *c c* are not required.

In Figs. 1 and 2 the frame *A* is formed with integral loop *A'*, for holding the end of a strap placed in the buckle, while in Fig. 3 this loop is made of a separate U-shaped piece, with its ends apertured to receive the bolt *C*, so that said bolt when put in place holds all three parts together, so that they form a complete buckle, loop, and shackle.

Having thus described our invention, what we claim as new, and desire to secure by Letters Patent, is—

The combination, with the main frame *A*, formed with the apertured cheek-pieces *a a*, of the shackle *B*, bolt *C*, buckle-tongue *D*, and loop *A'*, substantially as shown and described.

EDWIN CRIPPEN.
WILLIAM KING.

Witnesses:

ALFRED PATTERSON,
MARCUS TITTON CASHEN.