



US00D426506S

United States Patent [19]

[11] Patent Number: Des. 426,506

Todd et al.

[45] Date of Patent: ** Jun. 13, 2000

[54] COMBINED REARVIEW MIRROR AND NINE PIXEL SIGNALLING INDICATOR

[75] Inventors: Daniel R. Todd; Daniel J. Mathieu; Allen A. Bukosky; Michael J. Musiel, all of Sheboygan, Wis.

[73] Assignee: K. W. Muth Company, Inc., Sheboygan, Wis.

[**] Term: 14 Years

[21] Appl. No.: 29/113,321

[22] Filed: Nov. 1, 1999

[51] LOC (7) Cl. 12-16

[52] U.S. Cl. D12/188

[58] Field of Search D12/187-189; 359/838, 843, 844, 850, 868, 871, 872, 874, 876, 877, 881, 841; 248/475.1, 480, 481, 479, 487, 494, 483

[56] References Cited

U.S. PATENT DOCUMENTS

D. 372,450	8/1996	Santo	D12/187
D. 394,833	6/1998	Muth	D12/187
D. 409,540	5/1999	Muth	D12/187

Primary Examiner—Ralf Seifert

Attorney, Agent, or Firm—Wells, St. John, Roberts, Gregory & Matkin, P.S.

[57] CLAIM

The ornamental design for a combined rearview mirror and nine pixel signalling indicator, as shown and described.

DESCRIPTION

FIG. 1 is a perspective view of a combined rearview mirror and nine pixel signalling indicator showing our new design,

and with the signalling indicator energized, and with the broken lines showing for illustrative purposes only, and forming no part of the claimed design;

FIG. 2 is a perspective view taken from a second position of the combined rearview mirror and nine pixel signalling indicator showing our new design, and with the nine pixel signalling indicator energized, and with a broken line showing for illustrative purposes only, and forming no part of the claimed design;

FIG. 3 is a front elevational view thereof with the nine pixel signalling indicator energized;

FIG. 4 is a front elevation view thereof with the nine pixel signalling indicator deenergized;

FIG. 5 is a rear elevational view of the combined rearview mirror and nine pixel signalling indicator shown in FIG. 1;

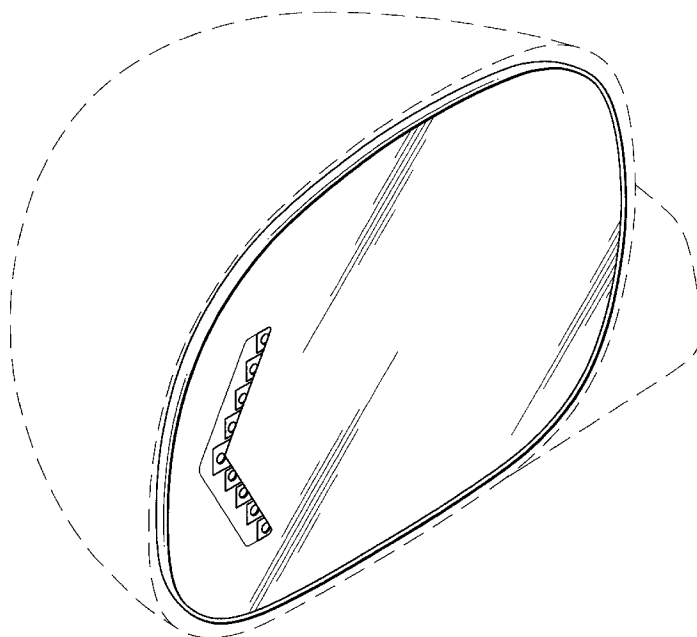
FIG. 6 is a top plan view of the combined rearview mirror and nine pixel signalling indicator shown in FIG. 1;

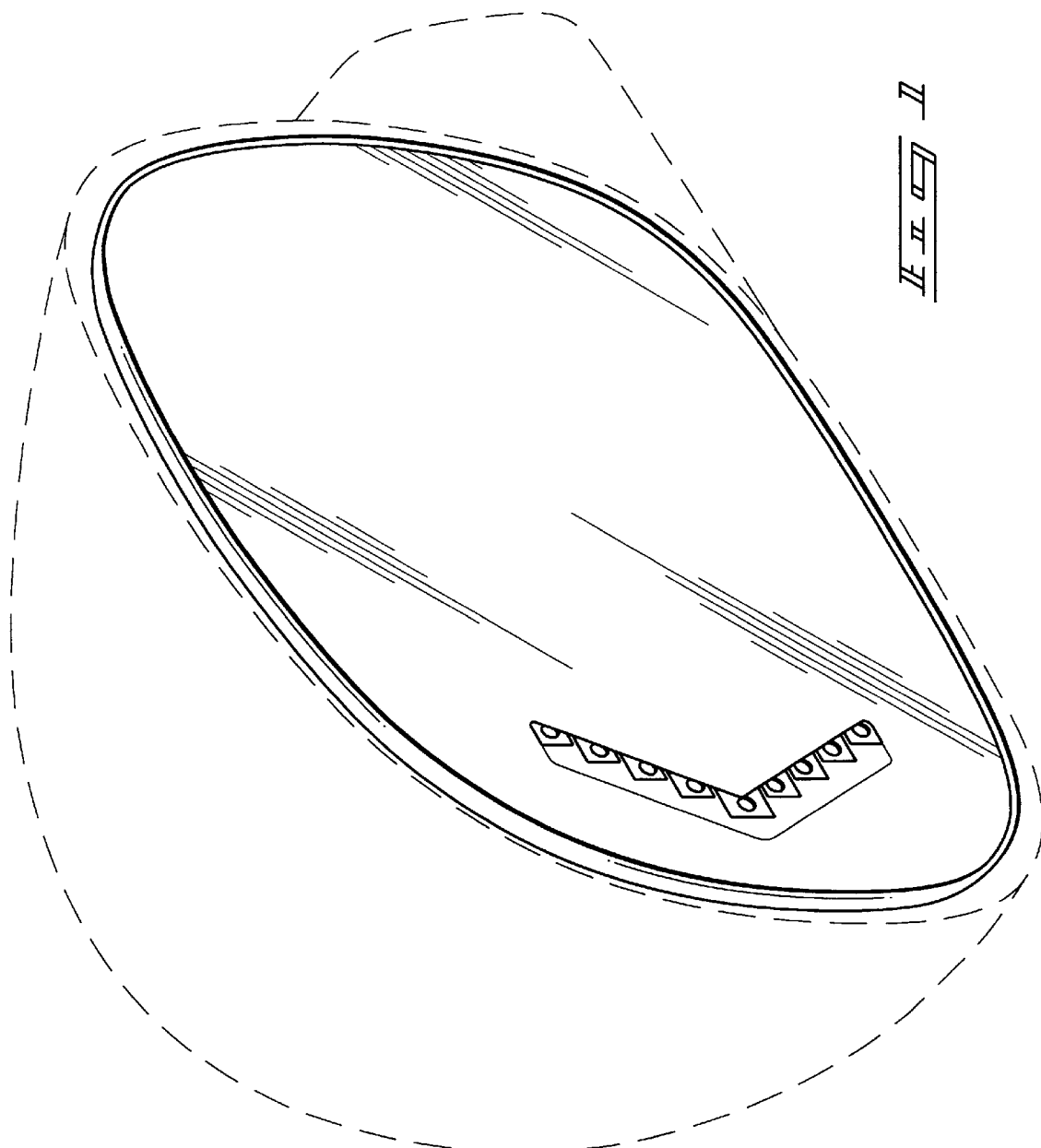
FIG. 7 is a bottom plan view of the combined rearview mirror and nine pixel signalling indicator shown in FIG. 1;

FIG. 8 is a side elevation view of the combined rearview mirror and nine pixel signalling indicator shown in FIG. 1; and,

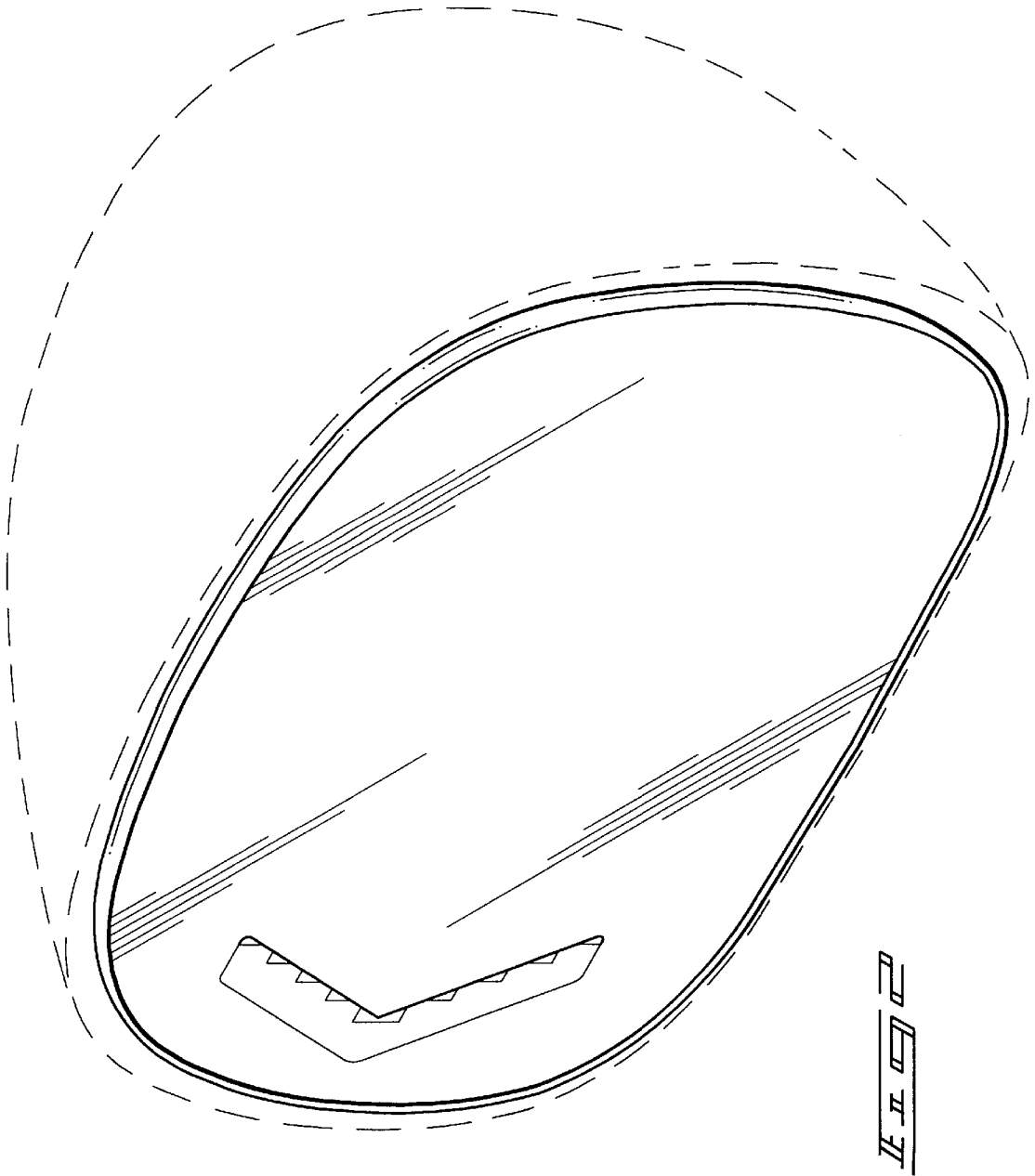
FIG. 9 is a side elevational view of the combined rearview mirror and nine pixel signalling indicator of FIG. 1, and taken from a position opposite that shown in FIG. 8.

1 Claim, 5 Drawing Sheets





II
II



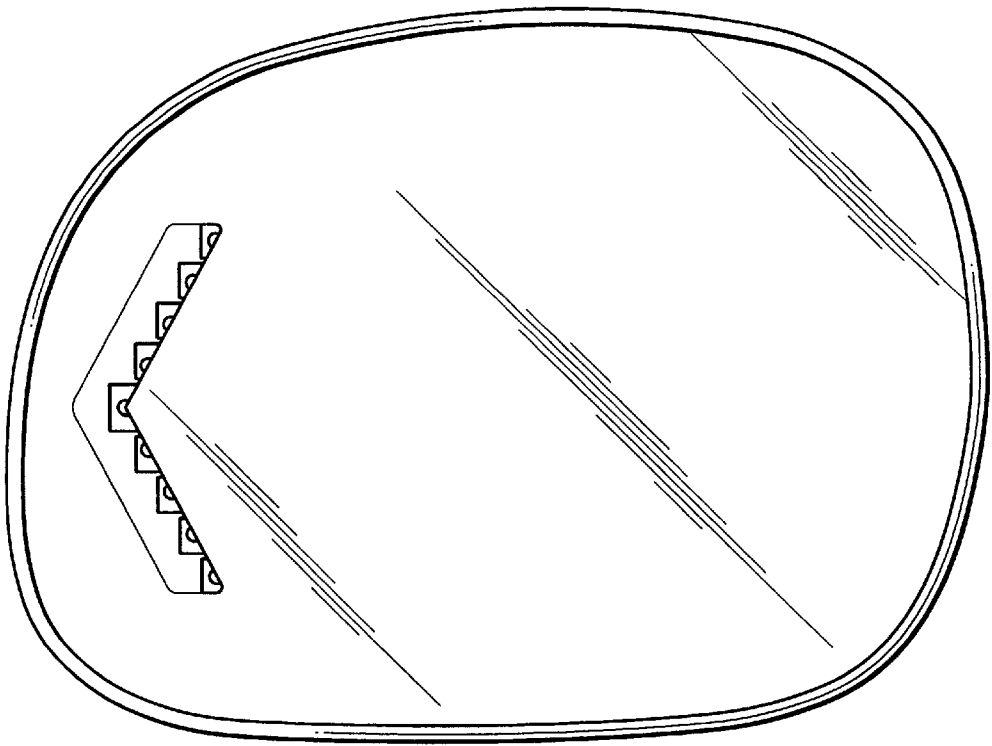


FIG. 3

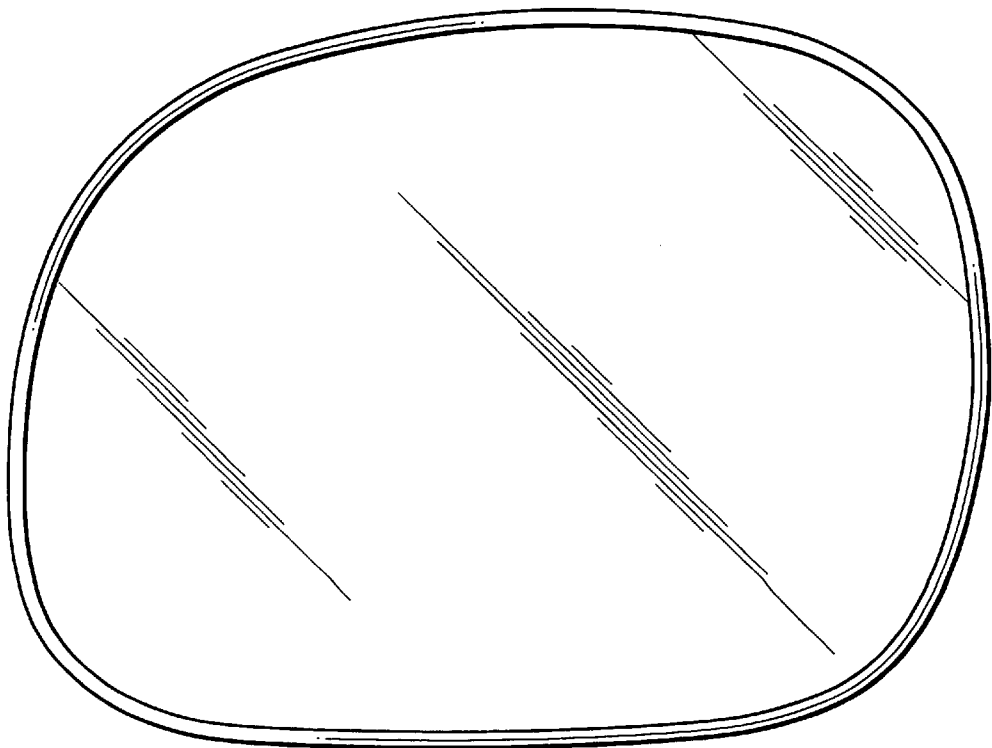


FIG. 4

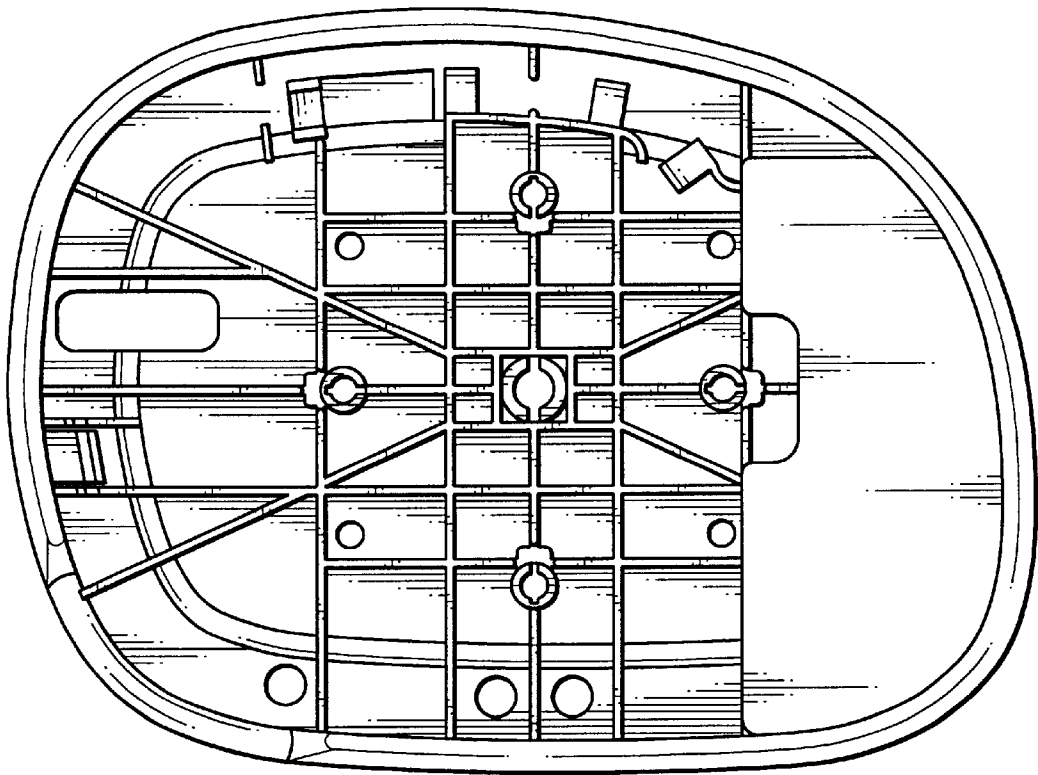


Fig 5




Fig 6




Fig 7

