



US00D362603S

United States Patent [19]

[11] Patent Number: **Des. 362,603**

Woo

[45] Date of Patent: ****Sep. 26, 1995**

[54] **WRENCH**

Assistant Examiner—Richelle Shelton
Attorney, Agent, or Firm—Merchant, Gould, Smith, Edell,
Welter & Schmidt

[76] Inventor: **Young S. Woo**, 279-133 Sandgo-dong,
Dongjak-gun Seoul, Rep. of Korea,
1350080

[**] Term: **14 Years**

[57] **CLAIM**

The ornamental design for a wrench, as shown and described.

[21] Appl. No.: **27,268**

[22] Filed: **Aug. 17, 1994**

[52] U.S. Cl. **D8/23**

[58] Field of Search D8/21, 23; 81/58,
81/60, 92-99, DIG. 6

DESCRIPTION

FIG. 1 is a perspective view of a wrench showing my new design;

FIG. 2 is a front elevation view thereof, the rear elevation view being a mirror image;

FIG. 3 is a right side elevation view thereof;

FIG. 4 is a left side elevation view thereof;

FIG. 5 is a top plan view thereof; and,

FIG. 6 is a bottom plan view thereof.

[56] **References Cited**

U.S. PATENT DOCUMENTS

D. 173,568	11/1954	Green	D8/23
D. 184,451	2/1959	Mullin	D8/23
1,362,867	12/1920	Humphrey	81/99
1,521,464	12/1924	Miller	81/99
5,251,518	10/1993	Woo	81/99

OTHER PUBLICATIONS

Hardware Age May 1959 p. 69 Item 8 Offset Wrench for Hex Nuts.

Primary Examiner—Terry A. Wallace

1 Claim, 3 Drawing Sheets

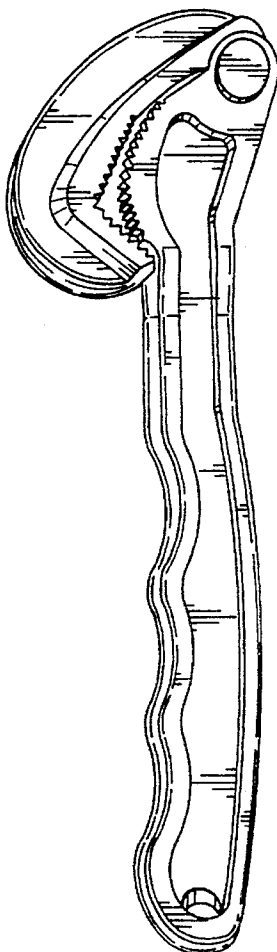


FIG. 1

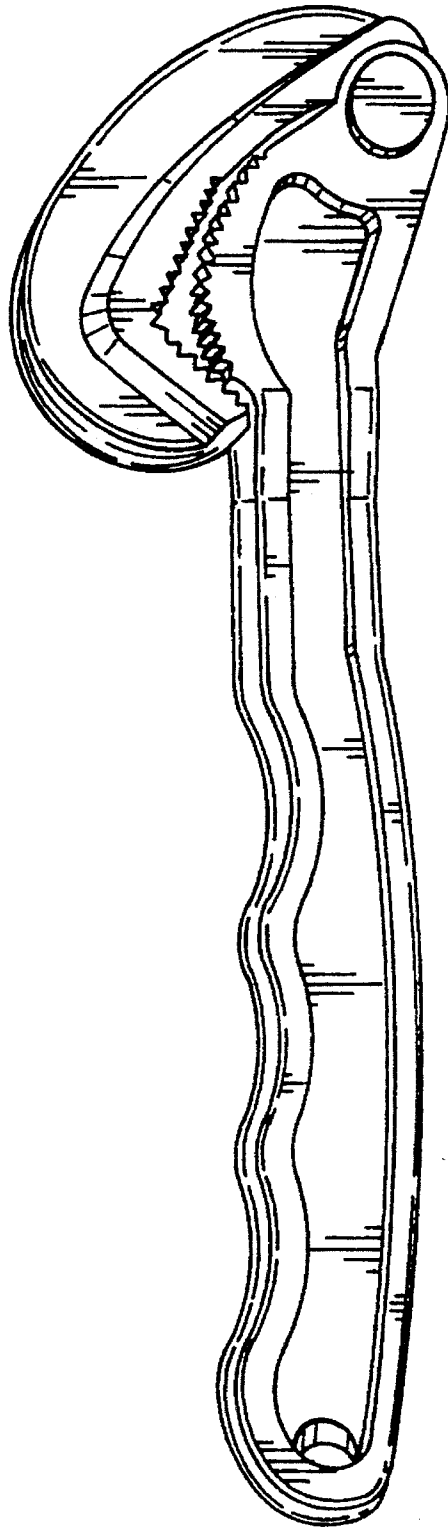


FIG. 2

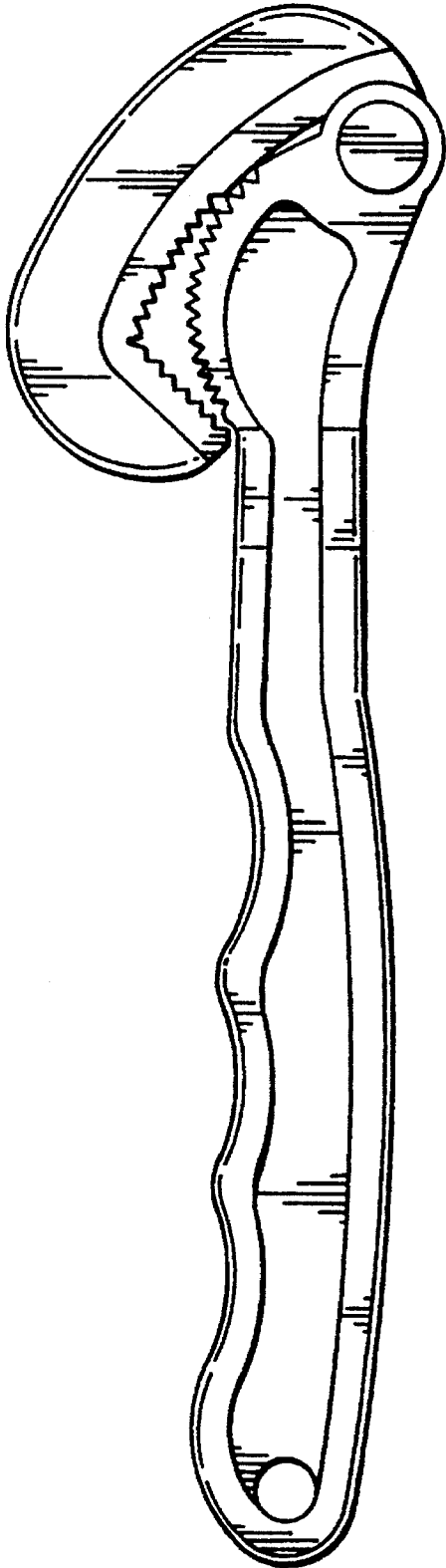


FIG. 3

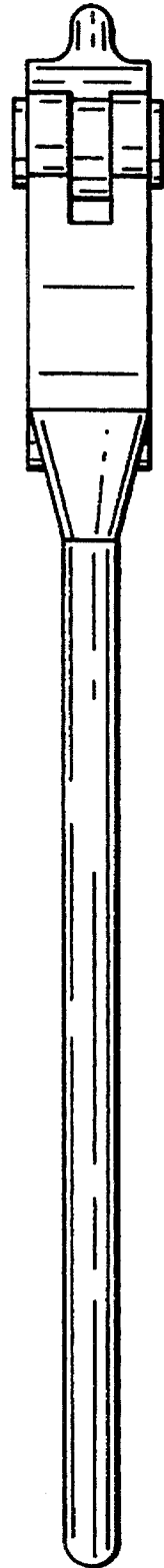


FIG. 5




FIG. 4

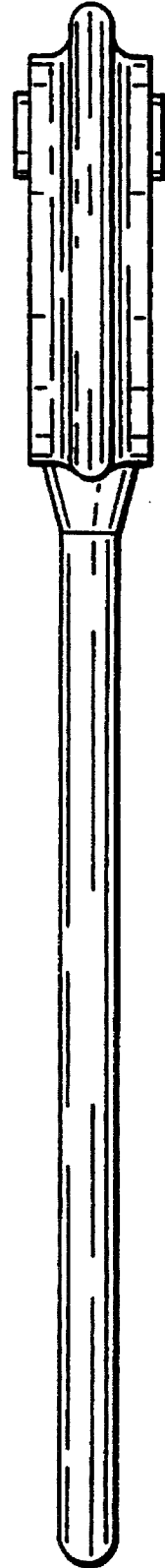


FIG. 6

