



US00D942072S

(12) **United States Design Patent**  
**Kan**

(10) **Patent No.:** **US D942,072 S**

(45) **Date of Patent:** **\*\* Jan. 25, 2022**

(54) **HAIR DRYER**

2/18; A45D 2/20; A45D 2/46; A45D  
44/02; A45D 44/04; A45D

(71) Applicant: **Lumieline International Inc.**, Tokyo  
(JP)

(Continued)

(72) Inventor: **Satoshi Kan**, Tokyo (JP)

(56) **References Cited**

(\*\*) Term: **15 Years**

U.S. PATENT DOCUMENTS

(21) Appl. No.: **35/510,317**

D651,342 S \* 12/2011 Kim ..... D28/13  
D715,484 S \* 10/2014 Kang ..... A45D 20/12  
D28/13

(22) Filed: **Mar. 6, 2020**

(Continued)

(80) **Hague Agreement Data**

FOREIGN PATENT DOCUMENTS

Int. Filing Date: **Mar. 6, 2020**

JP 1579925 S 6/2017  
JP 1608503 S 7/2018

Int. Reg. No.: **DM/206621**

(Continued)

Int. Reg. Date: **Mar. 6, 2020**

Int. Reg. Pub. Date: **Sep. 11, 2020**

OTHER PUBLICATIONS

(30) **Foreign Application Priority Data**

KR Office Action for corresponding International Registration No.  
No. DM/206621; dated Sep. 1, 2021.

Oct. 29, 2019 (JP) ..... 2019-024116

(Continued)

(51) **LOC (13) CI.** ..... **28-03**

(52) **U.S. CI.**  
USPC ..... **D28/13**

*Primary Examiner* — Khawaja Anwar

(74) *Attorney, Agent, or Firm* — Cantor Colburn LLP

(58) **Field of Classification Search**

USPC ..... D28/10, 12-19, 35, 37, 38  
CPC . A45D 7/06; A45D 2/001; A45D 1/04; A45D  
7/04; A45D 20/12; A45D 1/28; A45D  
2001/002; A45D 2007/001; A45D 20/10;  
A45D 2/125; A45D 19/005; A45D  
19/0066; A45D 1/00; A45D 1/06; A45D  
2044/007; A45D 2200/25; A45D 2/146;  
A45D 44/005; A45D 7/00; A45D 7/02;  
A45D 19/00; A45D 19/012; A45D 1/10;  
A45D 1/14; A45D 1/20; A45D 2001/004;  
A45D 2001/008; A45D 2001/045; A45D  
2002/003; A45D 2002/025; A45D  
2007/005; A45D 20/00; A45D 20/04;  
A45D 20/16; A45D 20/40; A45D  
2200/00; A45D 2200/05; A45D 2200/202;  
A45D 2200/205; A45D 24/00; A45D  
2/00; A45D 2/002; A45D 2/02; A45D

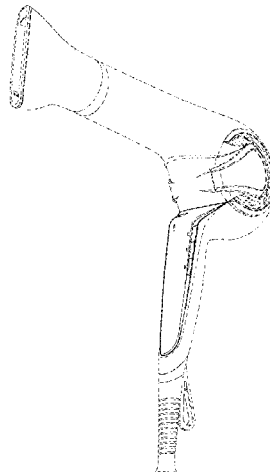
(57) **CLAIM**

The ornamental design for a hair dryer, as shown and  
described.

**DESCRIPTION**

- 1. Hair dryer
- 1.1 : Perspective
- 1.2 : Back
- 1.3 : Front
- 1.4 : Top
- 1.5 : Bottom
- 1.6 : Right
- 1.7 : Left

(Continued)



The design is directed to a hair dryer; the parts shown by means of broken lines in the reproductions are not part of the claimed design.

**1 Claim, 7 Drawing Sheets**

(58) **Field of Classification Search**

CPC . 44/14; A45D 6/00; A45D 8/00; A45D 8/008;  
A45D 8/34

See application file for complete search history.

(56) **References Cited**

U.S. PATENT DOCUMENTS

D775,417 S \* 12/2016 Cho ..... D28/13  
D832,509 S 10/2018 Kan  
D909,676 S \* 2/2021 Santos ..... D28/13

FOREIGN PATENT DOCUMENTS

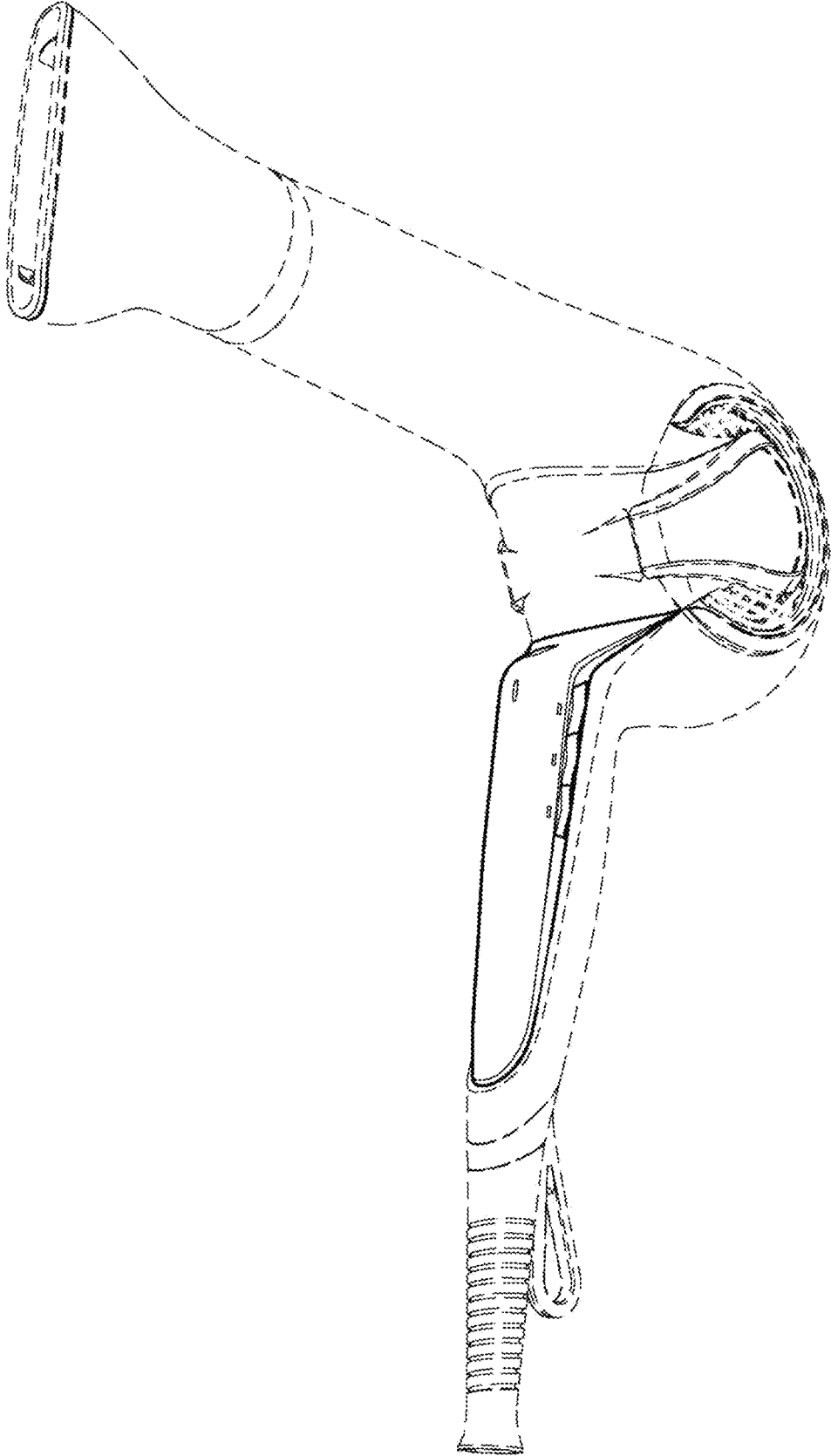
JP 1630559 S 5/2019  
JP 1630560 S 5/2019  
JP 1630561 S 5/2019

OTHER PUBLICATIONS

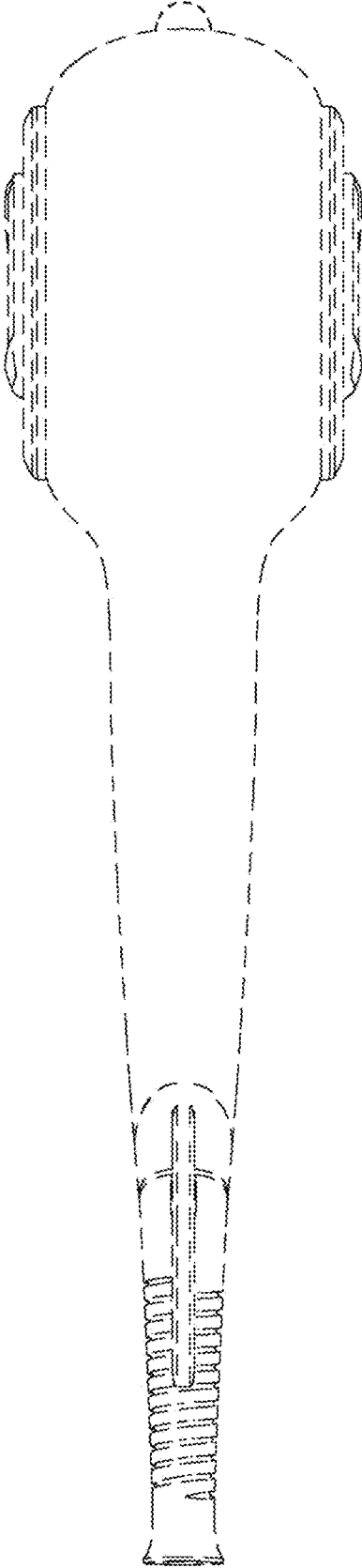
USPTO Notification of Refusal for International Registration No. DM/206619; U.S. Appl. No. 35/510,277 dated Sep. 10, 2021.  
KR Office Action for corresponding International Registration No. DM/206609; dated Sep. 1, 2021.

\* cited by examiner

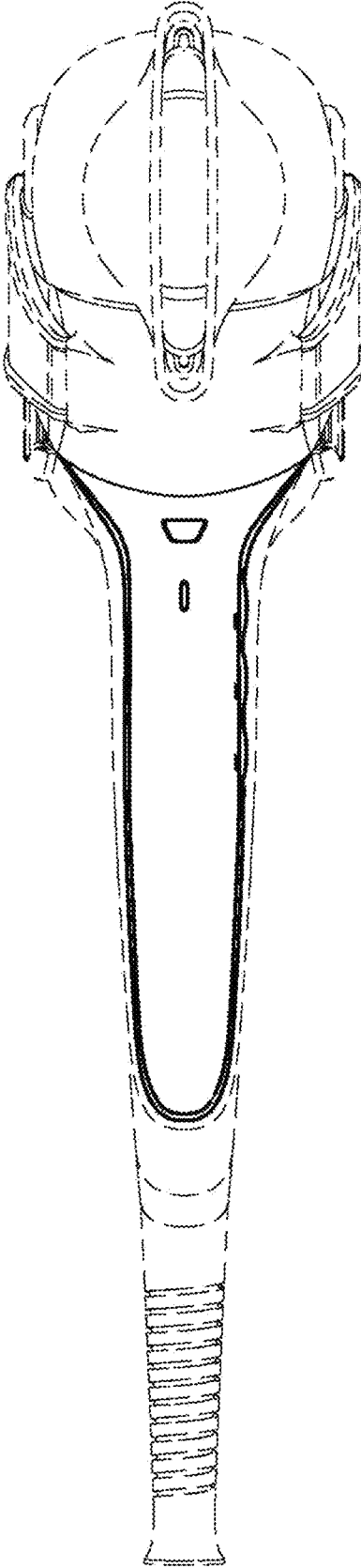
1.1



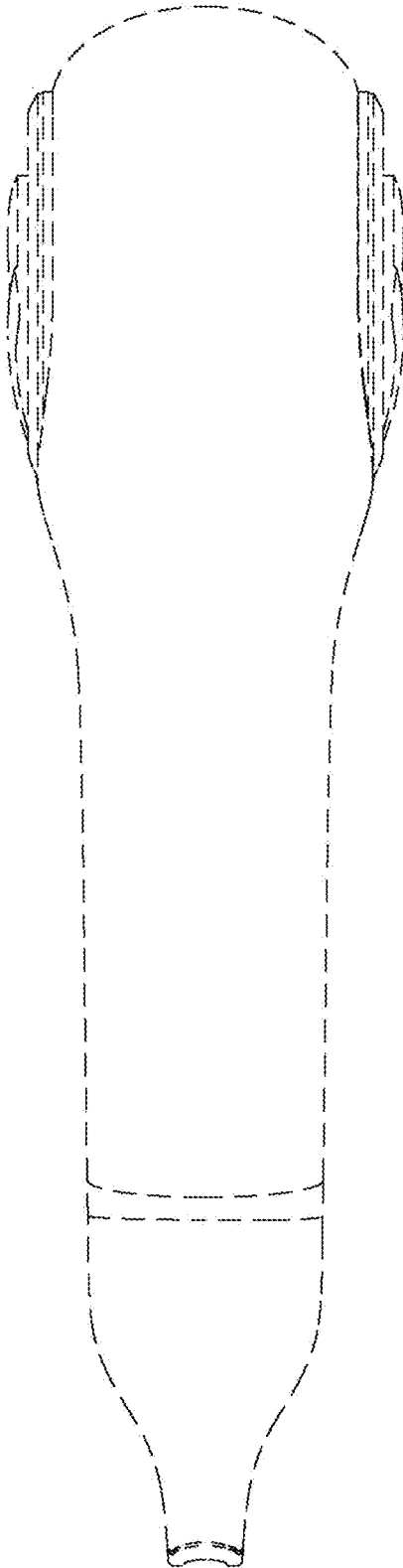
1.2



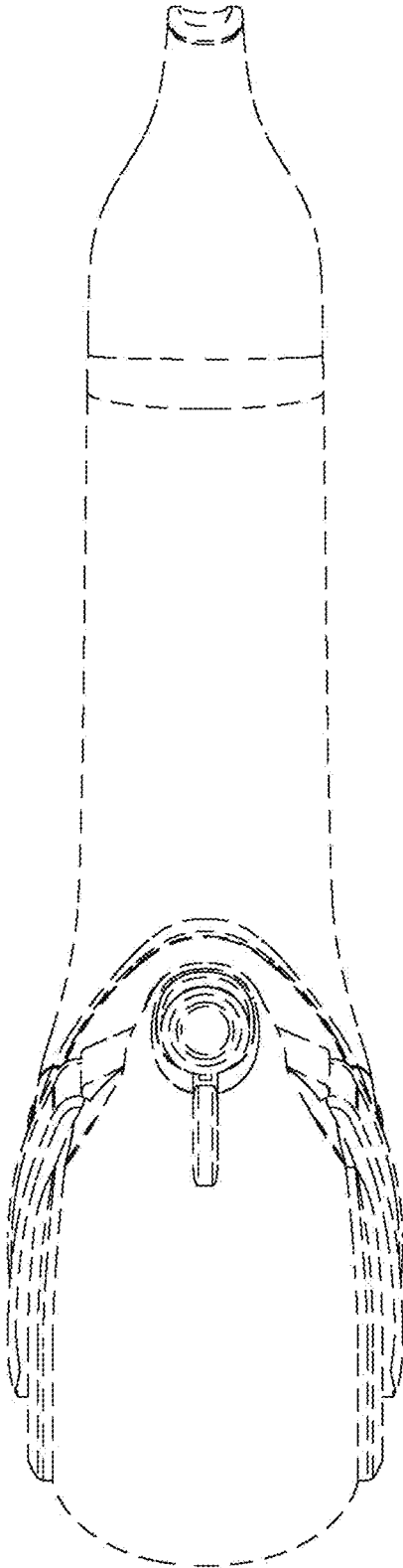
1.3



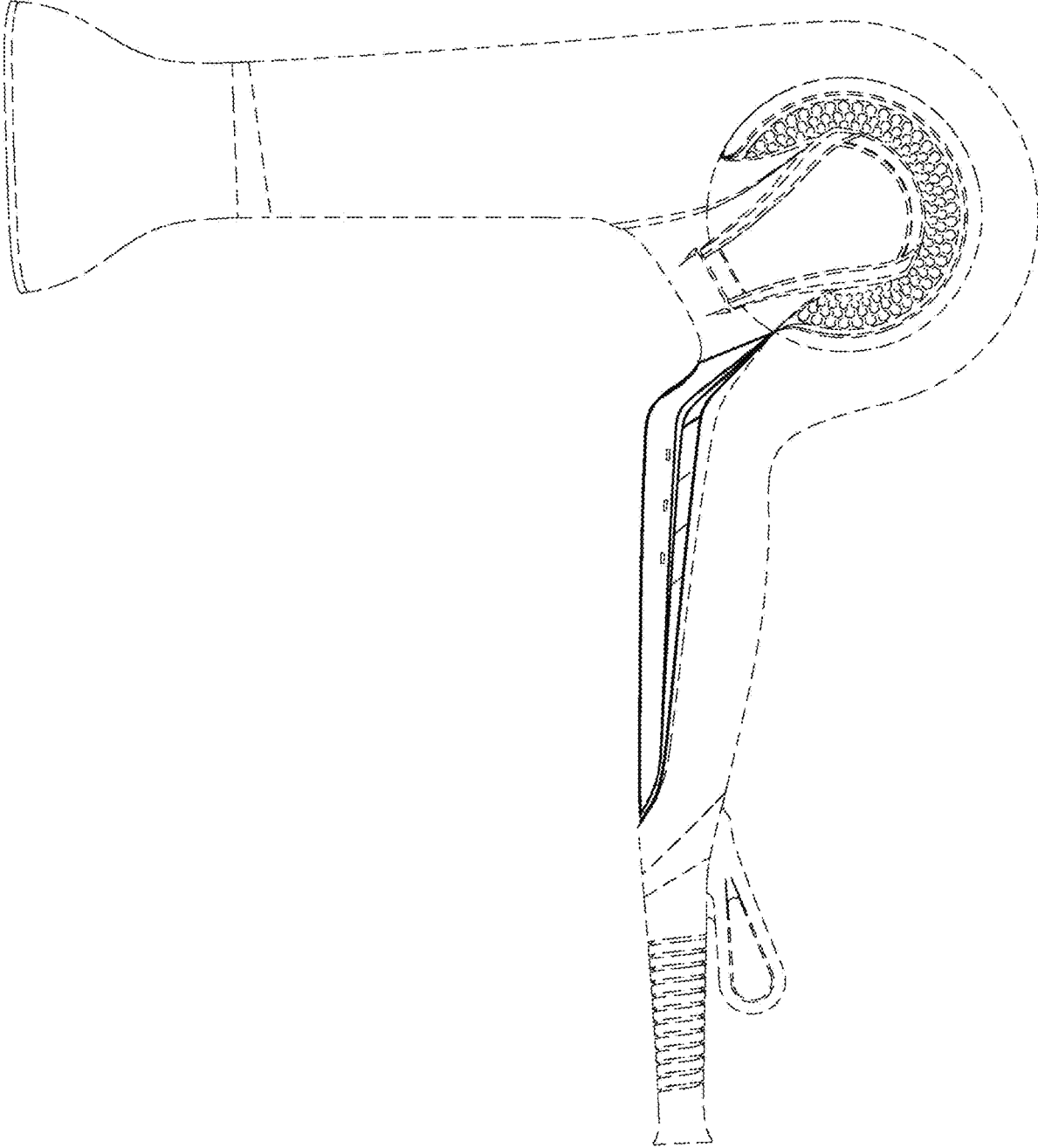
1.4



1.5



1.6





1.7

