



US00D380358S

United States Patent [19]
Wu

[11] **Patent Number:** **Des. 380,358**
[45] **Date of Patent:** ****Jul. 1, 1997**

[54] **GARDEN TOOL**
[76] **Inventor:** **Chin-Sung Wu**, 30, Min Yu Street, Lu Kang Town, Changhua, Taiwan
[**] **Term:** **14 Years**
[21] **Appl. No.:** **53,572**
[22] **Filed:** **Apr. 25, 1996**
[51] **LOC (6) Cl.** **08-01**
[52] **U.S. Cl.** **D8/5**
[58] **Field of Search** D8/5, 51-52; 30/260, 30/262, 251-252, 254

D. 362,162 9/1995 Wensley D8/5

Primary Examiner—Holly Baynham
Attorney, Agent, or Firm—Beveridge, DeGrandi, Weilacher & Young LLP

[57] **CLAIM**

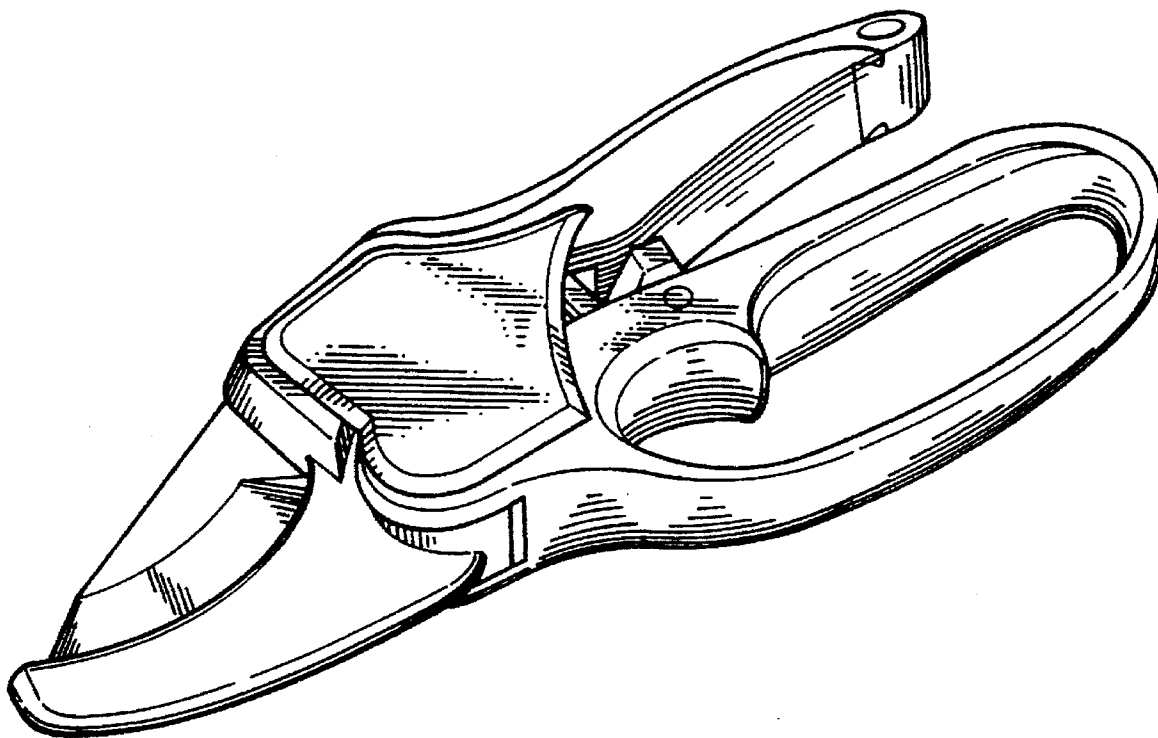
The ornamental design for a garden tool, as shown and described.

DESCRIPTION

FIG. 1 is a front elevational view of a garden tool showing my new design;
FIG. 2 is a rear elevational view thereof;
FIG. 3 is a left side elevational view thereof;
FIG. 4 is a right side elevational view thereof;
FIG. 5 is a top plan view thereof;
FIG. 6 is a bottom plan view thereof; and,
FIG. 7 is a perspective view thereof.

[56] **References Cited**
U.S. PATENT DOCUMENTS
D. 307,696 5/1990 Ishida D8/5
D. 359,427 6/1995 Birkholz D8/5
D. 359,890 7/1995 Wensley D8/5

1 Claim, 4 Drawing Sheets



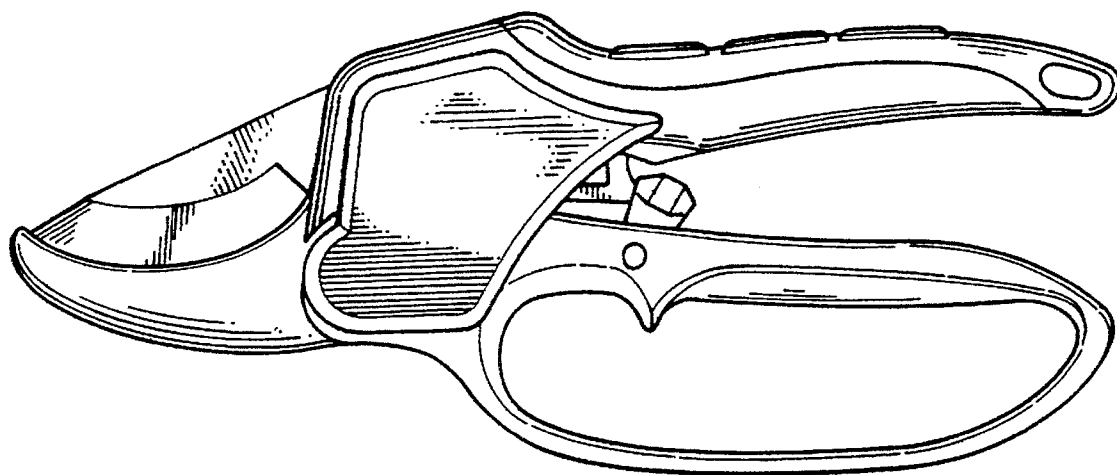


FIG. 1

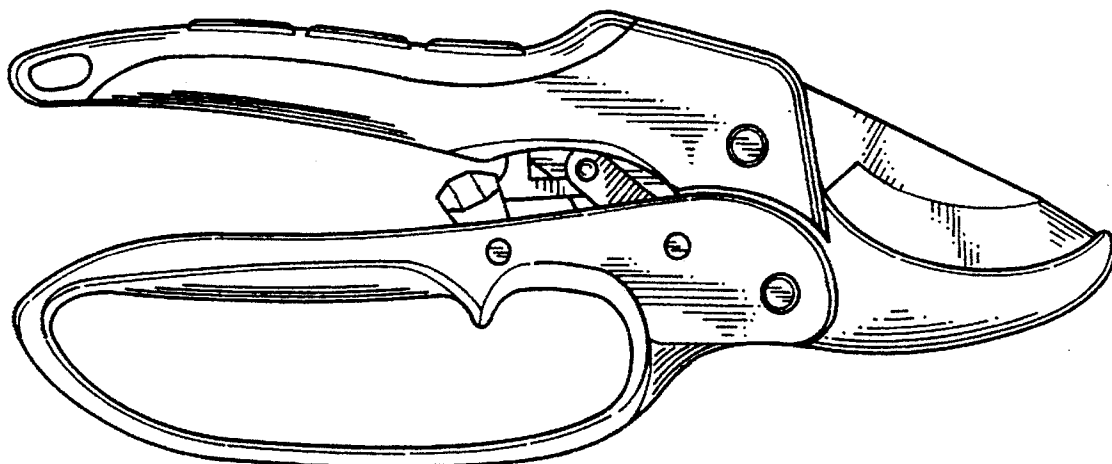


FIG. 2



FIG. 3

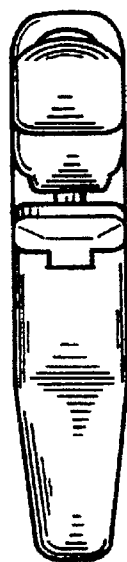


FIG. 4

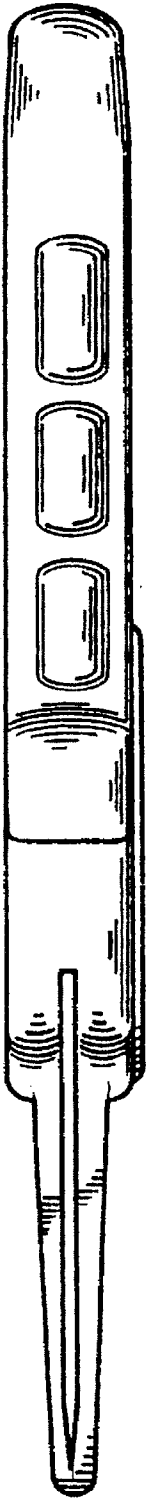


FIG. 5



FIG. 6

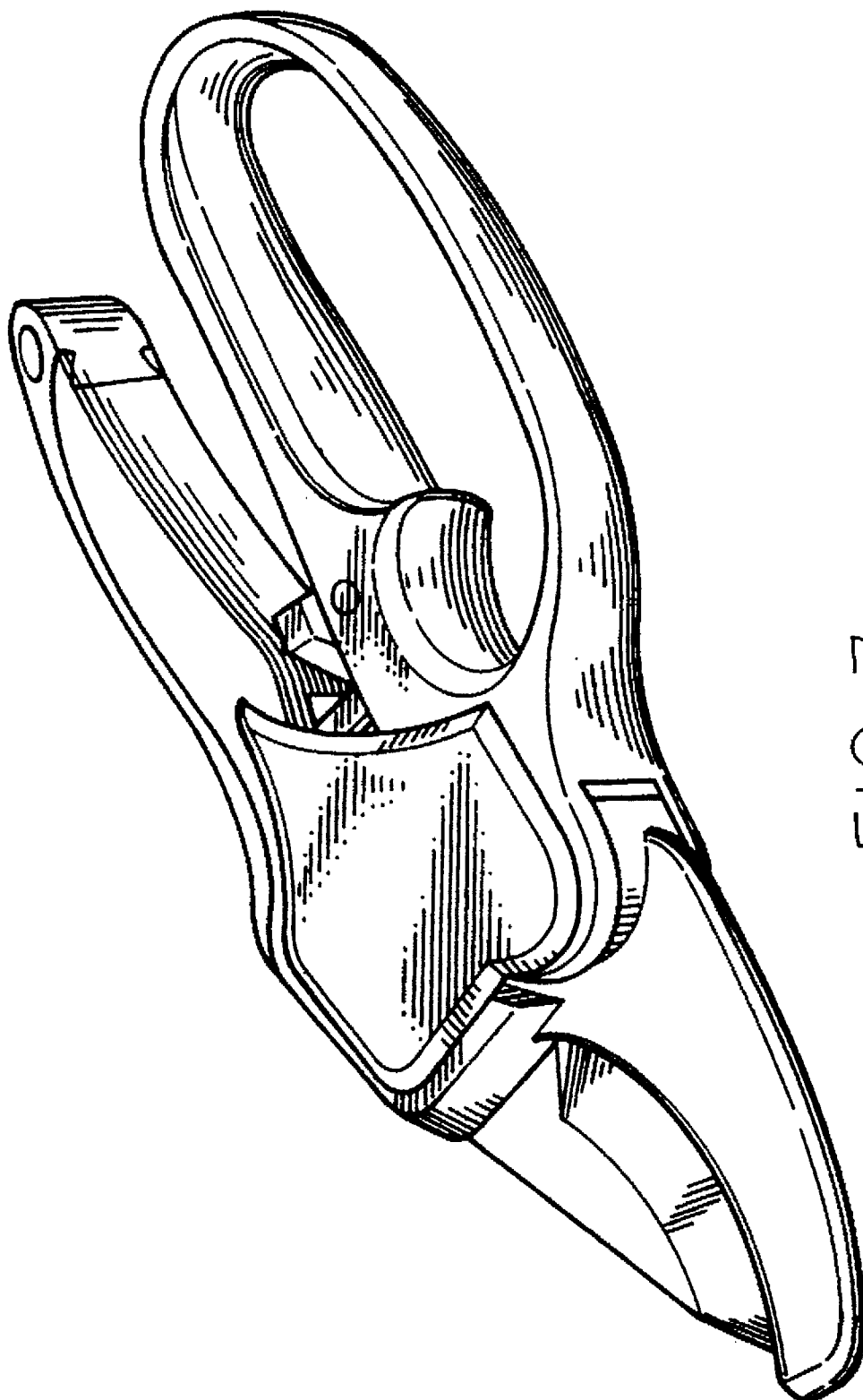


FIG. 7