



(19) **United States**

(12) **Patent Application Publication**  
**Blewett**

(10) **Pub. No.: US 2003/0084159 A1**

(43) **Pub. Date: May 1, 2003**

(54) **PSEUDO PROXY SERVER PROVIDING INSTANT OVERFLOW CAPACITY TO COMPUTER NETWORKS**

**Publication Classification**

(75) **Inventor: Charles Douglas Blewett**, Morris County, NJ (US)

(51) **Int. Cl.<sup>7</sup> ..... G06F 15/173**

(52) **U.S. Cl. .... 709/226**

Correspondence Address:  
**AHSAN + ASSOCIATES**  
**P.O. BOX 251**  
**HOPEWELL JUNCTION, NY 12533 (US)**

(57) **ABSTRACT**

(73) **Assignee: AT&T Corp.**

A pseudo proxy server is provided for a host network when the host network experiences periods of congestion. The host network determines whether an arrival rate of data requests exceeds a predetermined threshold. If so, the host network adds an address of a pseudo proxy server to a list of servers aliased to the host network. Thereafter, data requests are routed to the pseudo proxy server on a round robin basis. The pseudo proxy server may be engaged without first loading information content from the host network on the pseudo proxy server.

(21) **Appl. No.: 10/306,610**

(22) **Filed: Nov. 27, 2002**

**Related U.S. Application Data**

(62) Division of application No. 09/217,610, filed on Dec. 22, 1998, now Pat. No. 6,526,448.

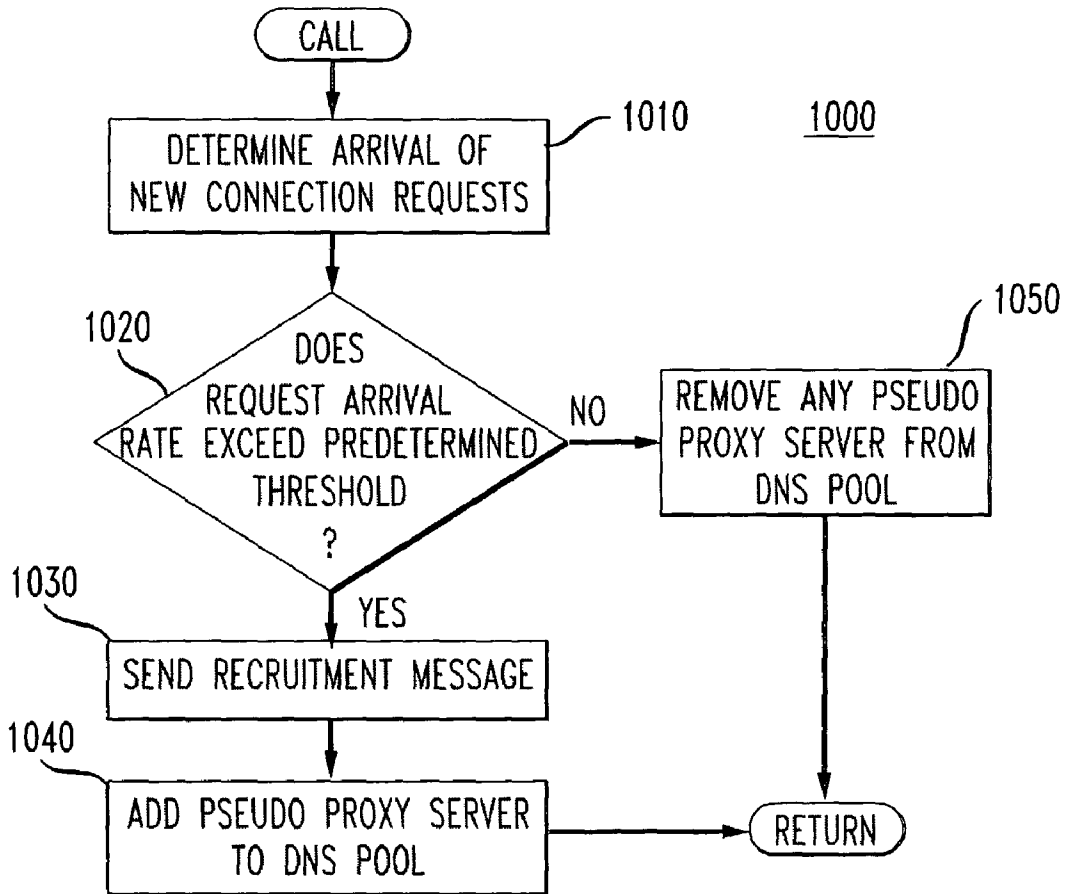


FIG. 1

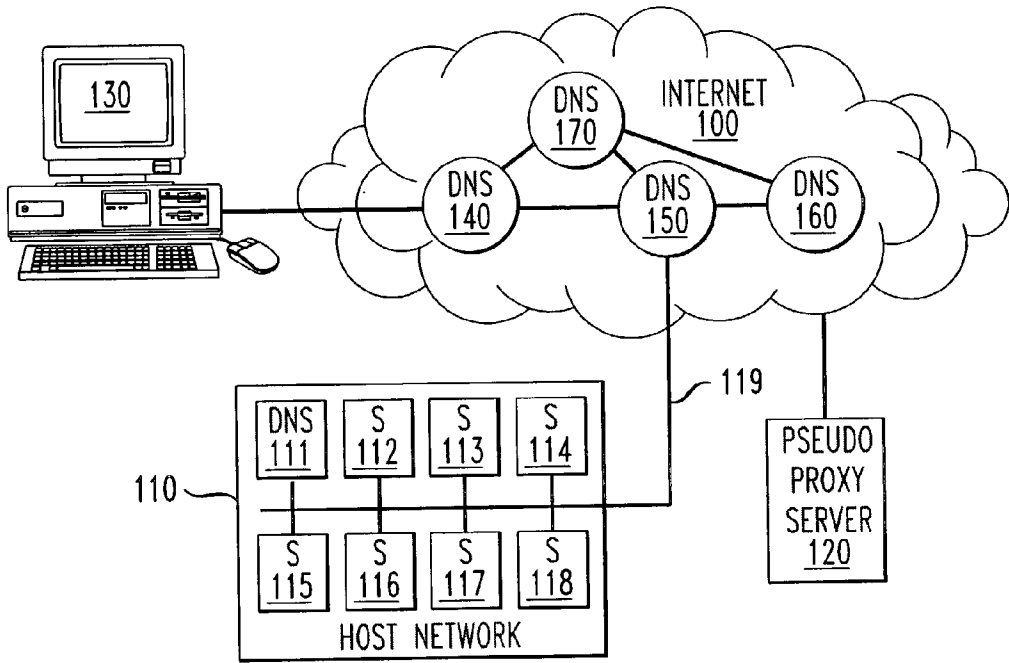


FIG. 4

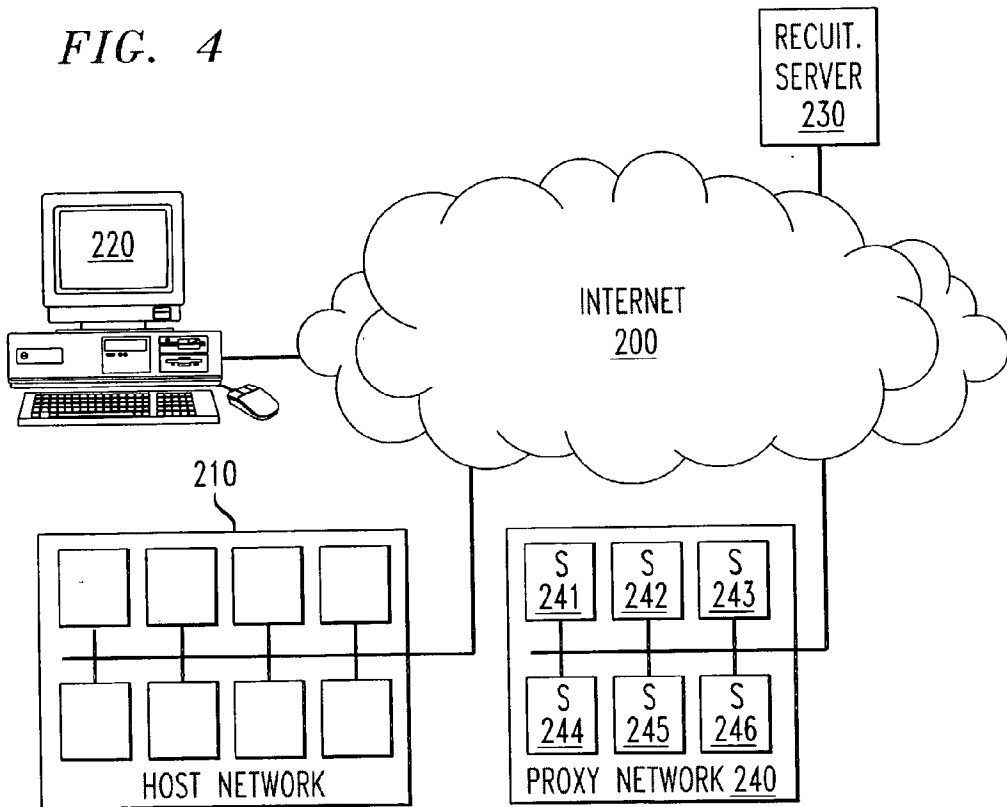


FIG. 2

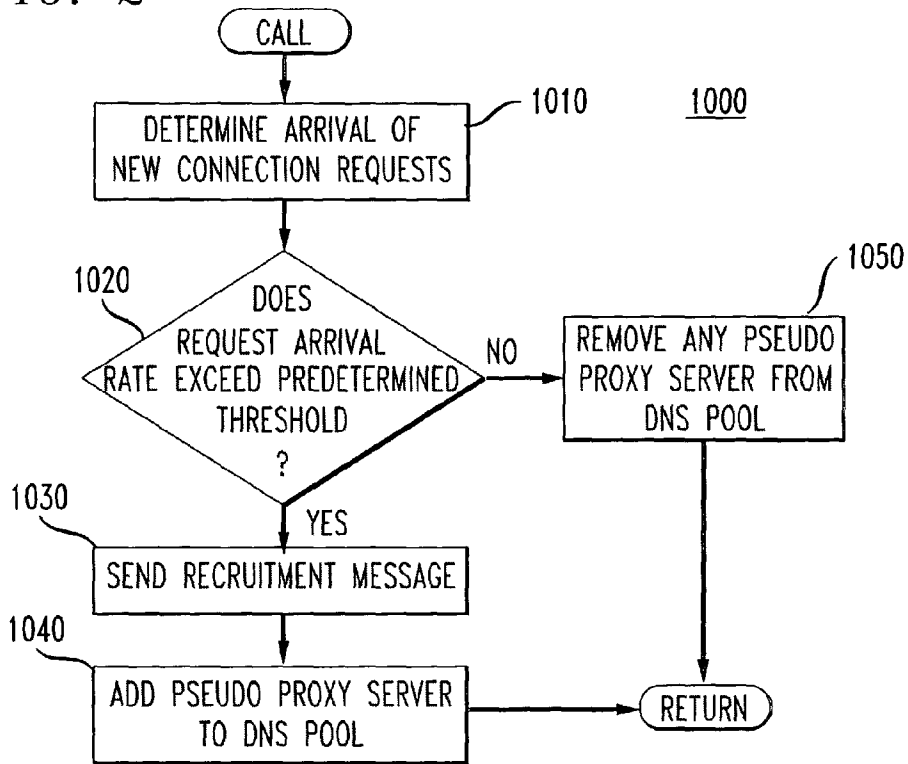
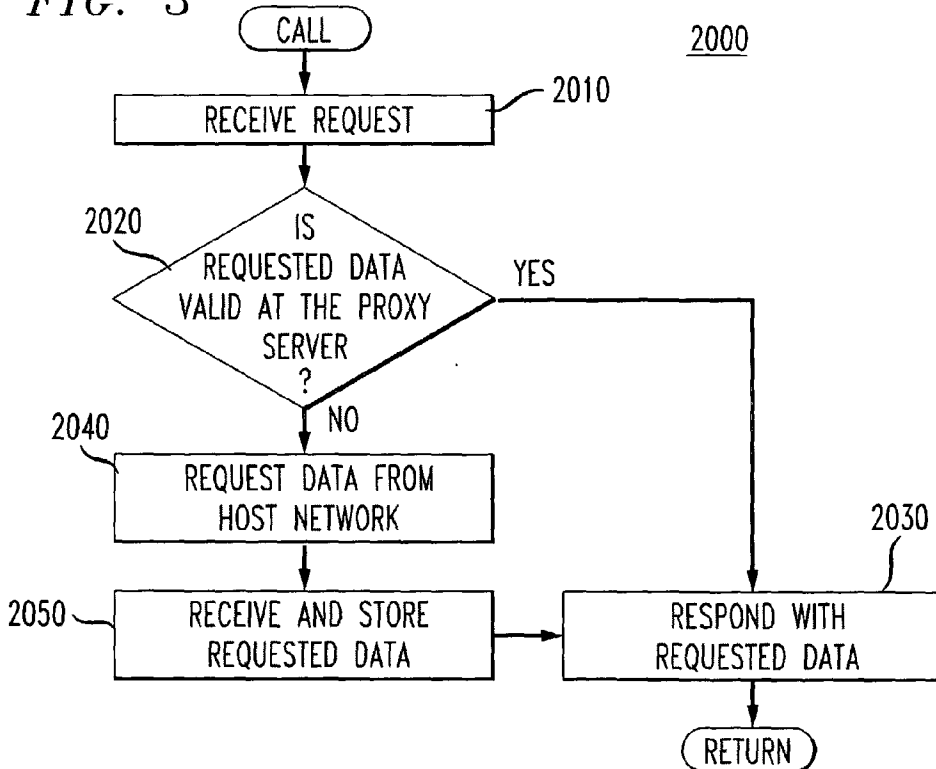


FIG. 3



## PSEUDO PROXY SERVER PROVIDING INSTANT OVERFLOW CAPACITY TO COMPUTER NETWORKS

### BACKGROUND

[0001] The present invention provides a resource management scheme for a content provider in a computer network.

[0002] Predicting web server capacity can be a problem with serious financial repercussions. Often a hosting provider maintains a computer network and leases capacity to a content provider. The hosting provider may be contractually obligated to guarantee that it will provide server capacity sufficient to meet demand to the content provider's site. A failure to meet demand may mean lost revenue for the content provider. A failure to meet capacity guarantees may mean lost revenue to the hosting provider. On the other hand, providing static capacity for a content provider may be financially disadvantageous to the hosting provider. If a server is dedicated for the use of a first content provider but is under used, the excess capacity could be used to service a second content provider and generate additional revenues.

[0003] Ideally, a hosting provider would provide server resources to a content provider in a manner that ebbs and flows with the demand for service from the provider's site. New servers would be added to the provider's site as the demand for the site increases. The new server may be included in a round robin DNS pool of machines and aliased to a particular host name. However, the act of booting up a server and loading it with information content from the content provider takes time. It may not be possible to load the server in enough time to meet a sharp, unexpected rise in customer demand. Accordingly, there is a need in the art for a resource management scheme for host networks that dedicates new servers to host sites in real-time with escalating demand.

### SUMMARY

[0004] According to an embodiment of the present invention, a pseudo proxy server is provided for a host network when the host network experiences periods of congestion. When a data request is received at the host network, the host network determines whether an arrival rate of data requests exceeds a predetermined threshold. If so, the host network adds an address of a pseudo proxy server to a list of servers aliased to the host network. Thereafter, data requests are routed to the pseudo proxy server on a round robin basis. The pseudo proxy server may be engaged without first loading information content from the host network on the pseudo proxy server.

### BRIEF DESCRIPTION OF THE DRAWINGS

[0005] FIG. 1 is a block diagram of a computer network constructed in accordance with an embodiment of the present invention.

[0006] FIG. 2 is a flow diagram of a method of the host network conducted in accordance with an embodiment of the present invention.

[0007] FIG. 3 is a flow diagram of a method of the pseudo proxy server conducted in accordance with an embodiment of the present invention.

[0008] FIG. 4 is a block diagram of a computer network constructed in accordance with an embodiment of the present invention.

### DETAILED DESCRIPTION

[0009] The present invention provides a pseudo proxy server system in which unregistered servers may be made to act as if they are part of a host network on a rolling basis. The pseudo proxy server may be added to a pool of servers and provide service to customer requests immediately. According to the present invention, there is no need to copy content from the content provider to the new server prior to use. Instead, the pseudo proxy server accepts customer requests immediately and copies content only as it is requested.

[0010] FIG. 1 illustrates a block diagram of a pseudo proxy server implemented according to an embodiment of the present invention. FIG. 1 illustrates an Internet 100, a host network 110, a pseudo proxy server 120 and a client terminal 130. The host network 110 may be populated by a DNS server 111 and a plurality of content servers 112-118. The host network may be connected to the Internet via a interface line 119 such as a Ti telephone line or the like.

[0011] The content servers 112-118 store information content that has been preloaded by content providers or the like. The content servers 112-118 respond to connection requests from client terminal 130 and the like according to convention techniques in the art. The content servers 112-118 also engage in a coordinated network management process to monitor the performance of the host network 110. As is known, a "monitoring process" of the host network 110 monitors, for example, bandwidth availability on line 119, disk or CPU availability of the various content servers 112-118 and other operating conditions of the host network 110 that relate to its ability to handle other connection requests. The known http log monitoring process is an example of such a monitoring process.

[0012] The DNS server 110 stores a "DNS pool" (not shown), a table that associates a machine name of the host network 110 with the IP addresses of the content servers 112-118. An example of a machine name is "www.att.com." Typically, when the DNS is presented with the machine name of the host network 110, it retrieves an IP address of one of the content servers 112-118 on a round robin basis. A client terminal 130, once it has received the IP address of a content server 112 would direct a connection request to the IP address. As is known, a DNS server 111 may be provided within the host network 110 as shown in FIG. 1 but also may be provided elsewhere on Internet 100.

[0013] The pseudo proxy server 120 is a traditional computer server. Typically, it is provided in communication with Internet 100 from a location that is spatially separated from the host network 110.

[0014] As is typical in the art, each of the content servers 112-118 and the pseudo proxy server 120 possess connect queues (not shown) in which they are able to receive and buffer a predetermined number of connection requests. As is known, the incoming requests are queued in an operating system kernel. The number of connection requests that can be buffered by a single server is finite and predetermined. When a content server (say, server 112) buffers its maximum

number of connection requests, any additional connection requests to that content server **112** fail. As noted, failed connection requests are undesirable.

[0015] **FIG. 2** illustrates a method of operation that may be conducted by the monitoring process in accordance with an embodiment of the present invention. The method may be invoked periodically, such as once per minute, or upon the receipt of a new connection request to the host network **110**. According to the method, the monitoring process measures an arrival rate of new connection requests (Step **1010**). The monitoring process also determines whether the arrival rate of customer requests exceeds a predetermined threshold (Step **1020**). If so, the monitoring process causes the pseudo proxy server **120** to be signaled with a "recruitment" message to indicate that the pseudo proxy server **120** should thereafter provide service on behalf of the host network **110** (Step **1030**). The monitoring process adds an address of the pseudo proxy server **120** to the DNS pool (Step **1040**).

[0016] If, at step **1020**, the host network is not operating in a congested state, the monitoring process removes the IP address of any pseudo proxy server from the DNS pool (Step **1050**).

[0017] Typically, the predetermined threshold is established according to capacity limitations of the host network **110**. For example, it may be set to 95% of the total capacity of content servers **112-118** or, if the capacity of line **119** could be bandwidth-limiting to the host network **110**, to 95% of the bandwidth limit of line **119**.

[0018] During peak loading periods, when the arrival rate exceeds the predetermined capacity threshold, a first call to the method **1000** will cause the address of the pseudo proxy server to be added to the DNS pool. Thereafter, name server requests to the DNS server **111** will cause the IP address of the pseudo proxy server **120** to be returned to the client terminal **130**. The client terminal **130** will direct its connection request to the pseudo proxy server **120** rather than a content server of the host network **110**. Thus, requests to the congested content servers **112-118** will decrease instantly by a factor of  $1/(n+1)$ , where  $n$  is the number of content servers provided in the host network **110**. This decrease in customer requests that are processed within the host network **110** permits the congested content servers **112-118** to reduce the number of buffered requests and work their way out of a congested state.

[0019] The present invention cooperates with traditional Internet routing. As is known, the Internet **100** also is populated by a number of DNS servers **140-170** organized into a predetermined hierarchy of levels. When a client terminal **130** attempts to connect to a host network **110**, it communicates with a closest DNS server **140** to resolve the host's machine address (www.att.com) to an IP address. The DNS server **140** may or may not have stored a copy of the DNS pool stored by DNS **111**. If it does not, the DNS server **140** communicates with other DNS servers of the Internet **100** to resolve the machine address into an IP address. Once DNS server **140** obtains a copy of the DNS pool, it selects one of the IP addresses and provides it to the client terminal **130**. The client terminal directs a connection request to the selected content server (say, server **112**).

[0020] After the machine address is resolved, the DNS server **140** also stores the DNS pool locally. If it receives the

same machine address from the same client terminal (or another terminal), it may resolve the machine address without having to communicate with other servers. Typically, each DNS server **140-180** of the Internet **100** stores a DNS pool only for a predetermined time; they expire when the predetermined time period concludes.

[0021] After the congestion events subside, the DNS servers' association between the pseudo proxy server and the host network's Internet address will expire according to known techniques.

[0022] The method **1000** may continue to operate even after a first pseudo proxy server **120** is engaged. If the rate of connection requests to the host network **110** continues to rise and the host network again reaches a congestion condition, the method **1000** may engage additional pseudo proxy servers (not shown).

[0023] Returning to **FIG. 1**, it will be appreciated that a percentage of customer requests are routed to the pseudo proxy server **120** located elsewhere in Internet **100**. As noted above, the pseudo proxy server **120** is not pre-loaded with information content from the host network **110**. **FIG. 3** illustrates a method of operation of the pseudo-proxy server **120** conducted in accordance with an embodiment of the present invention.

[0024] The method **2000** may begin when the pseudo proxy server **120** receives a request that has been routed to it (Step **2010**). Upon receipt, the pseudo proxy server **120** determines whether it possesses valid data that can satisfy the data request (Step **2020**). If so, the pseudo proxy server **120** furnishes the requested data in response to the data request (Step **2030**).

[0025] If the pseudo proxy server **120** cannot satisfy the data request, it requests data from the host network **110** (Step **2040**). Upon receipt of the requested data, the pseudo proxy server **120** stores the data (Step **2050**) and furnishes it in response to the data request at Step **2030**.

[0026] In many applications, when a host network experiences an unexpectedly high number of data requests, the requests typically request the identical information. Consider, as an example, an application where a host network **110** stores news. Exemplary Internet news services, at the time of this writing, may be found at www.cnn.com and www.washingtonpost.com. There may be others. These networks may store a variety of information content related to news items as diverse as national news, international news, sports and the arts. Within each topical category of news, there may be hundreds of articles relating to various newsworthy events. However, in a typical application, when a news organization experiences a unexpectedly high demand for information content, the demand will be related to a breaking news event—one that is covered in a single or very few number of news articles.

[0027] If the pseudo proxy server **120** were used to provide overflow service in such an event, operation of the method **2000** of **FIG. 3** will cause the pseudo proxy server **120** to receive a number of data requests, each directed to the same article or set of articles. Upon receipt of the first such request, the pseudo proxy server **120** would not have a copy of the article stored locally. It would progress through Steps **2040** and **2050** to obtain one from the host network **110**. Thereafter, however, when it continues to receive requests to

the same article describing breaking news, the pseudo proxy server **120** would have a copy of the article stored locally and would furnish it in a response without having to contact the host network **110** according to steps **2040-2050**. Again, the pseudo proxy service permits a server to be placed in service without having to store a priori all information content from the host network **110** locally at the pseudo proxy server **120**.

[**0028**] During use, the pseudo proxy server **120** may receive several requests for the same information simultaneously. That is, it may receive two requests for the same information sequentially. In response to the first received request, the pseudo proxy server **120** obtains the requested data from the host network **110**. The pseudo proxy server **120** may process transactions in such a way that it begins processing of a second transaction before processing of a first transaction has completed. In such an embodiment, the pseudo proxy server **120** may begin processing of the second data request before data associated with the first transaction has been received from the host network **110** according to Step **2050**. The pseudo proxy server **120** preferably contains software control that, for a second data request, "looks ahead" and determines whether the server **120** will receive the requested data pursuant to an earlier-received (first) data request. In such a case, the pseudo proxy server **120** may stall processing of a second data request to the same information content to avoid communicating twice with the congested host network **110**.

[**0029**] The pseudo proxy server **120** may perform any number of checks to determine whether it stores a valid copy of requested data locally. In a first simplest embodiment, it may determine that data is valid if it possesses a copy of the requested data. In other embodiments, a host network may define that information content from the network is valid only for a predetermined time. For example, according to the known Hypertext Transfer Protocol ("HTTP"), data may be assigned an expiration time; data is considered valid until the expiration time is reached. Even if the pseudo proxy server **120** stores a copy of the requested data, it may determine that the copy is invalid because its age exceeds the predetermined time defined by the host network **110**. If the copy of data is invalid because it is too old, the pseudo proxy server **120** obtains another newer copy of the data according to Steps **2040-2050**.

[**0030**] In other embodiments, the host network **110** may be configured to broadcast messages to invalidate data stored by its own content servers **112-118** and any pseudo proxy servers **120** that may be acting on its behalf. These "kill" messages may be broadcast by the host network **110** when information content of a data item changes. Typically, a data item is amended by a user. When the data item is amended, a server in the host network **110** addresses a kill message to all servers listed in the DNS pool of router **111**. The kill message identifies the old data item. In response, the servers **112-118, 120** mark the old data items (if any are stored) as invalid.

[**0031**] According to an embodiment of the present invention, a pseudo proxy service may be provided as a network service to content providers. **FIG. 4** illustrates a computer network constructed in accordance with such an embodiment. There, an Internet **200** is provided in communication with a host network **210** and a client terminal **220**. The

Internet **200** also is provided in communication with a recruitment server **230** and a proxy network **240**. The proxy network **240** may be populated servers **241-246** according to any number of known network topologies.

[**0032**] The recruitment server **230** performs administrative processes related to the pseudo proxy service. It maintains a table of all servers that may provide the pseudo proxy service to host networks. In the example of **FIG. 4**, the recruitment server **230** would maintain addresses of servers **242-246**. The recruitment server **230** may possess other functionality that would be conventional to a commercial service. For example, it may perform validation and billing functions that are typical to many commercial computer implemented services.

[**0033**] In the embodiment of **FIG. 4**, the monitoring process of the host network **210** may operate in accordance with the method **1000** of **FIG. 2**. If the monitoring process reaches step **1030**, the monitoring process directs the recruitment messages to the recruitment server **230**. The recruitment server **230** recalls an address of an available server in the pseudo proxy network **240** (say, server **242**) and returns the address to the host network **210** monitoring process. Thereafter, the method **1000** proceeds normally.

[**0034**] Before providing the IP address of the selected server **242** to the host network **110**, the recruitment server **230** communicates with the selected server **242** and provides it with information indicating that it should provide overflow support for host network **210**. In the embodiment of **FIG. 4**, the method **2000** of **FIG. 3** may be performed by the server **242** selected by the recruitment server.

[**0035**] The principles of the present invention also are applicable to extend server operations that require execution of server processing to fulfill data requests. A common example is the known Common Gateway Interface ("CGI"), a tool commonly used for creating web pages dynamically, among others. According to an embodiment of the present invention, when a pseudo proxy server **120** (**FIG. 1**) encounters a data request that requires execution of a CGI process, (and the pseudo proxy server **120**) does not store the process, the pseudo proxy server requests the process from the host network **110**. (**FIG. 3**, Step **2040**) along another that may be required to complete the data request (e.g. web page content). In this embodiment, the request made by the pseudo proxy server **120**, at step **2040** identifies the pseudo proxy server's status and distinguishes it from client terminals such as terminal **130**. In response, the host network **110** transfers the processes (and data, if requested) to the pseudo proxy server **120**. Once received, the pseudo proxy server executes the process and completes the data request.

[**0036**] One of the benefits of the present invention is that the pseudo proxy **120** may be employed without having to modify any communication protocols that may be defined for the client terminal **130**. The addition or removal of a pseudo proxy server **120** is transparent to the client terminal **130**. In this manner, the pseudo proxy server **120** operates differently than known proxies which typically have their own predefined protocol.

[**0037**] Several embodiments of the present invention are specifically illustrated and described herein. However, it will be appreciated that modifications and variations of the present invention are covered by the above teachings and

within the purview of the appended claims without departing from the spirit and intended scope of the invention.

I claim:

**1.** A method for managing overflow capacity in a computer network, comprising:

when a data request is received at the computer network, determining whether an arrival rate of data requests exceeds a predetermined threshold,

if the predetermined threshold is exceeded, adding an address of a pseudo proxy server to a list of servers aliased to the computer network and sending a recruitment message to the pseudo proxy server.

**2.** The method of claim 1, further comprising, thereafter routing data requests to the pseudo proxy server on a round robin basis with other servers of the computer network.

**3.** The method of claim 1, wherein the predetermined threshold is a predetermined capacity of servers in the computer network.

**4.** The method of claim 1, wherein the predetermined threshold is a predetermined bandwidth limit of a communications input to the computer network.

**5.** The method of claim 1, wherein the pseudo proxy server is added to the list of servers without first loading information content from the computer network on the pseudo proxy server.

**6.** A method for fulfilling data requests at a pseudo proxy server, comprising:

receiving a data request at the pseudo proxy server,

determining whether the pseudo proxy server possesses a valid data item responsive to the data request and whether the copy is valid.

if not,

requesting the data item from a host network and

furnishing the data item in a response when it is received from the host network.

**7.** The method of claim 6, wherein the determining step includes a step of determining whether the pseudo proxy server has a copy of the requested data stored locally.

**8.** The method of claim 6, wherein the determining step includes a step of determining whether the pseudo proxy server has a copy of the requested data stored locally and, even if so, whether an age of the copy is less than a predetermine age limit for data items.

**9.** The method of claim 6, further comprising, if the pseudo proxy server possesses a valid data item responsive to the request, furnishing the data item in a response.

**10.** The method of claim 6, further comprising, storing the data item when it is received from the host network.

**11.** The method of claim 6, further comprising, thereafter, when subsequent requests for the data item are received, furnishing a copy of the stored data item in response to the data request.

**12.** A method for filling data requests at a pseudo proxy server, comprising.

receiving a data request at the pseudo proxy server,

if the data request involves a process to be performed by the pseudo proxy server, requesting the process from a host network,

receiving the process,

performing the process, and

fulfilling the data request.

**13.** A pseudo proxy service system, comprising

a pseudo proxy server network populated by a plurality of pseudo proxy servers, and

a recruitment server storing network addresses of the pseudo proxy servers, selecting one of the addresses in response to a recruitment request and furnishing the selected address in a response message.

**14.** The pseudo proxy service system of claim 13, wherein the recruitment server sends a message to the selected pseudo proxy server.

**15.** The pseudo proxy service system of claim 13, wherein the pseudo proxy servers operate according to the method of:

receiving an external request for data, determining whether the pseudo proxy server possesses a valid data item responsive to the data request and whether the copy is valid.

if not,

requesting the data item from a host network and

furnishing the data item in a response when it is received from the host network.

\* \* \* \* \*