



US00D966151S

(12) **United States Design Patent** (10) **Patent No.:** **US D966,151 S**  
**Kabaň et al.** (45) **Date of Patent:** **\*\* Oct. 11, 2022**

(54) **MOTOR VEHICLE**

(71) Applicant: **VOLKSWAGEN**  
**AKTIENGESELLSCHAFT,**  
Wolfsburg (DE)

(72) Inventors: **Jozef Kabaň, Wolfsburg (DE); Cihan**  
**Akcaý, Wolfsburg (DE)**

(73) Assignee: **VOLKSWAGEN**  
**AKTIENGESELLSCHAFT,**  
Wolfsburg (DE)

(\*\*) Term: **15 Years**

(21) Appl. No.: **29/772,056**

(22) Filed: **Feb. 26, 2021**

(30) **Foreign Application Priority Data**

Nov. 11, 2020 (DE) ..... 40 2020 101 053.7

(51) **LOC (13) Cl.** ..... **12-08**

(52) **U.S. Cl.**  
USPC ..... **D12/91**

(58) **Field of Classification Search**  
USPC ..... D12/86, 90-92, 88; D21/424, 433, 434,  
D21/533; 296/181.1-181.5, 183.1  
CPC ..... B62D 25/00; B62D 25/06; B62D 33/00;  
B62D 35/00  
See application file for complete search history.

(56) **References Cited**

**U.S. PATENT DOCUMENTS**

D620,394 S *	7/2010	Bischoff	.....	D12/91
D620,840 S *	8/2010	Bischoff	.....	D12/91
D626,885 S *	11/2010	Bischoff	.....	D12/91
D647,821 S *	11/2011	Bischoff	.....	D12/91
D647,823 S *	11/2011	Okumoto	.....	D12/92
D671,035 S *	11/2012	Bischoff	.....	D12/91
D674,319 S *	1/2013	Doyle	.....	D12/92

D684,900 S *	6/2013	Doyle	.....	D12/92
D690,231 S *	9/2013	Bischoff	.....	D12/91
D700,870 S *	3/2014	Jevremovic	.....	D12/92
D701,145 S *	3/2014	Bischoff	.....	D12/91
D706,171 S *	6/2014	Bischoff	.....	D12/91
D712,313 S *	9/2014	Bischoff	.....	D12/91
D712,788 S *	9/2014	Bischoff	.....	D12/91
D712,789 S *	9/2014	Bischoff	.....	D12/91
D714,686 S *	10/2014	Bischoff	.....	D12/91
D719,064 S *	12/2014	Bischoff	.....	D12/91
D733,003 S *	6/2015	Bischoff	.....	D12/91

(Continued)

**FOREIGN PATENT DOCUMENTS**

WO DM201995 6/2019

*Primary Examiner* — Melody N Brown

(74) *Attorney, Agent, or Firm* — Lucas & Mercanti, LLP;  
Klaus P. Stoffel

(57) **CLAIM**


The ornamental design for a motor vehicle, as shown and described.

**DESCRIPTION**

FIG. 1 is a front and right side perspective view of a motor vehicle showing our new design;  
FIG. 2 is a front and left side perspective view thereof;  
FIG. 3 is a rear and right side perspective view thereof;  
FIG. 4 is a rear and left side perspective view thereof;  
FIG. 5 is a front view thereof;  
FIG. 6 is a rear view thereof;  
FIG. 7 is a left side view thereof;  
FIG. 8 is a right side view thereof; and,  
FIG. 9 is a top view thereof.

The wheels and lights shown on the vehicle throughout the drawing views in a de-emphasized and faded out half tone manner surrounded by broken lines defining the inward unclaimed boundaries are for environmental and illustrative purposes and form no part of the claimed design.

**1 Claim, 5 Drawing Sheets**



(56)

**References Cited**

U.S. PATENT DOCUMENTS

D791,020	S	*	7/2017	Bischoff	.....	D12/91
D801,863	S	*	11/2017	Bischoff	.....	D12/91
D801,864	S	*	11/2017	Bischoff	.....	D12/91
D801,865	S	*	11/2017	Bischoff	.....	D12/91
D801,866	S	*	11/2017	Bischoff	.....	D12/91
D801,867	S	*	11/2017	Bischoff	.....	D12/91
D801,868	S	*	11/2017	Bischoff	.....	D12/91
D801,869	S	*	11/2017	Bischoff	.....	D12/91
D801,870	S	*	11/2017	Bischoff	.....	D12/91
D804,360	S	*	12/2017	Bischoff	.....	D12/91
D814,355	S	*	4/2018	Bischoff	.....	D12/91
D892,680	S	*	8/2020	Bischoff	.....	D12/91
D904,932	S	*	12/2020	Bischoff	.....	D12/91
D904,934	S	*	12/2020	Bischoff	.....	D12/91
D906,884	S	*	1/2021	Bischoff	.....	D12/91
D926,082	S	*	7/2021	Bischoff	.....	D12/91
D929,259	S	*	8/2021	Bischoff	.....	D12/91

\* cited by examiner




FIG. 1



FIG. 2



FIG. 3



FIG. 4




FIG. 5



FIG. 6

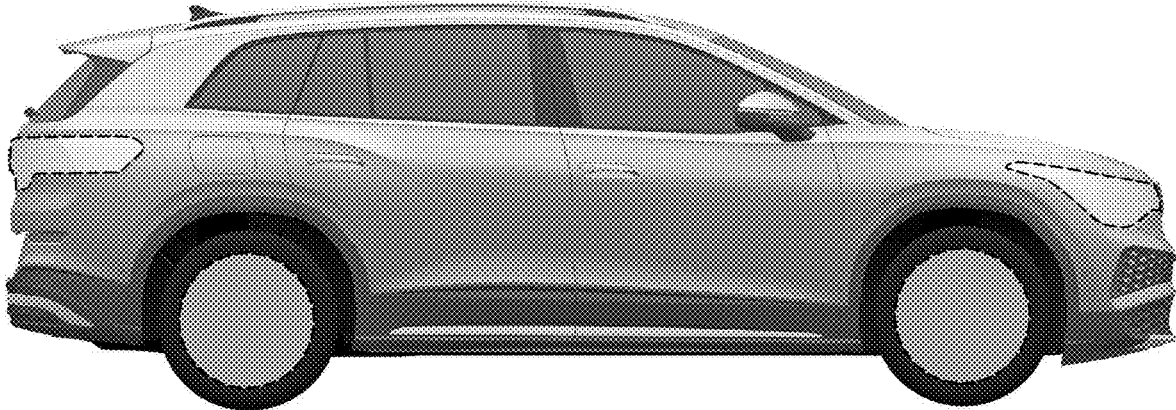


FIG. 7




FIG. 8

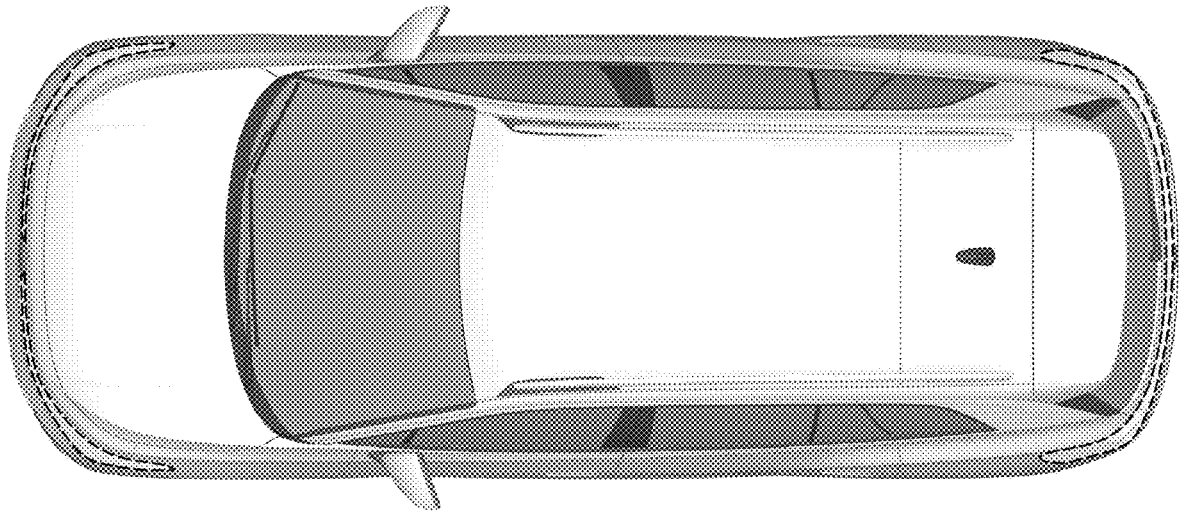


FIG. 9