



US00D498575S

(12) **United States Design Patent**
Fuerst

(10) **Patent No.:** **US D498,575 S**

(45) **Date of Patent:** **** Nov. 23, 2004**

- (54) **SANDAL OUTSOLE**
- (75) **Inventor:** **Rory W. Fuerst, Atherton, CA (US)**
- (73) **Assignee:** **Keen LLC, Alameda, CA (US)**
- (**) **Term:** **14 Years**
- (21) **Appl. No.:** **29/173,098**
- (22) **Filed:** **Dec. 20, 2002**

- (51) **LOC (7) Cl.** **02-04**
- (52) **U.S. Cl.** **D2/953; D2/951; D2/977**
- (58) **Field of Search** **D2/896, 902, 908, D2/909, 914, 946-949, 951-962, 967, 972, 977; 36/7.1, 7.2, 7.3, 7.5, 14, 22 R, 25 R, 32 A, 32 R, 59 R, 239**

D409,362 S	*	5/1999	Turner et al.	D2/960
D410,966 S	*	6/1999	Cretinon	D2/960
D412,777 S		8/1999	Norton et al.		
D425,292 S		5/2000	Matis		
D431,710 S	*	10/2000	Panella	D2/957
D433,791 S	*	11/2000	Laberge	D2/957
D434,550 S	*	12/2000	LaBerge	D2/957
D437,674 S	*	2/2001	Santa	D2/908
D440,034 S		4/2001	Matis		
D440,748 S	*	4/2001	Morgan	D2/957
6,298,583 B1		10/2001	Allen		
D462,157 S	*	9/2002	Burt	D2/953
D464,477 S	*	10/2002	Adams	D2/960
D468,083 S	*	1/2003	Morais	D2/960
D468,893 S	*	1/2003	Lupo	D2/952

* cited by examiner

Primary Examiner—Celia A. Murphy
(74) *Attorney, Agent, or Firm*—Foley & Lardner LLP

(56) **References Cited**
U.S. PATENT DOCUMENTS

114,340 A	5/1871	Prusha et al.	
D77,029 S	11/1928	Richter et al.	
1,803,554 A	5/1931	Knilans	
2,283,273 A	5/1942	Marcy	
2,297,595 A	9/1942	Weinstat	
2,317,870 A	4/1943	Weinstat	
2,468,573 A	4/1949	Rimer	
D158,653 S	5/1950	Fenlason	
2,583,826 A	1/1952	Fischer	
D172,251 S	5/1954	Salmeri	
2,773,317 A	12/1956	Helle	
2,981,010 A	* 4/1961	Aaskov	
4,132,016 A	1/1979	Vaccari	
D255,171 S	* 6/1980	Bowers D2/908
4,389,798 A	* 6/1983	Tilles 36/129
D270,870 S	* 10/1983	Tilles D2/908
4,535,554 A	8/1985	De Obaldia	
4,542,598 A	* 9/1985	Misevich et al. 36/114
D321,587 S	* 11/1991	Hase D2/959
5,469,638 A	11/1995	Crawford, III	
D373,674 S	9/1996	Dolinsky	
D404,899 S	* 2/1999	Conta D2/957
D406,691 S	* 3/1999	McDowell D2/960

(57) **CLAIM**

The ornamental design for a sandal outsole, as shown and described.

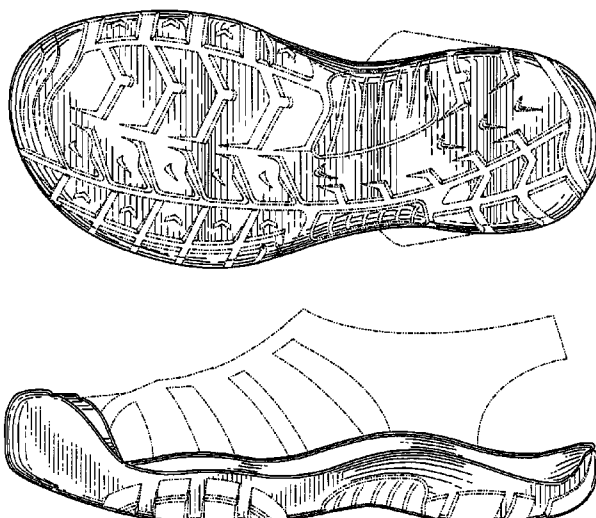
DESCRIPTION

FIG. 1 is a downward, offset front perspective view of the sandal outsole;
 FIG. 2 is a top view of the sandal outsole;
 FIG. 3 is a bottom view of the sandal outsole;
 FIG. 4 is an inside side view of the sandal outsole;
 FIG. 5 is an outside side view of the sandal outsole;
 FIG. 6 is a front view of a sandal outsole; and,
 FIG. 7 is a rear view of a sandal outsole.

Broken lines appear in these drawings. These broken lines represent a broken line boundary. The lines themselves and the areas within do not form any part of the design as claimed.

The broken lines showing the upper throughout the views are included for the purpose of showing the portion of the design that forms no part of the claim.

1 Claim, 4 Drawing Sheets



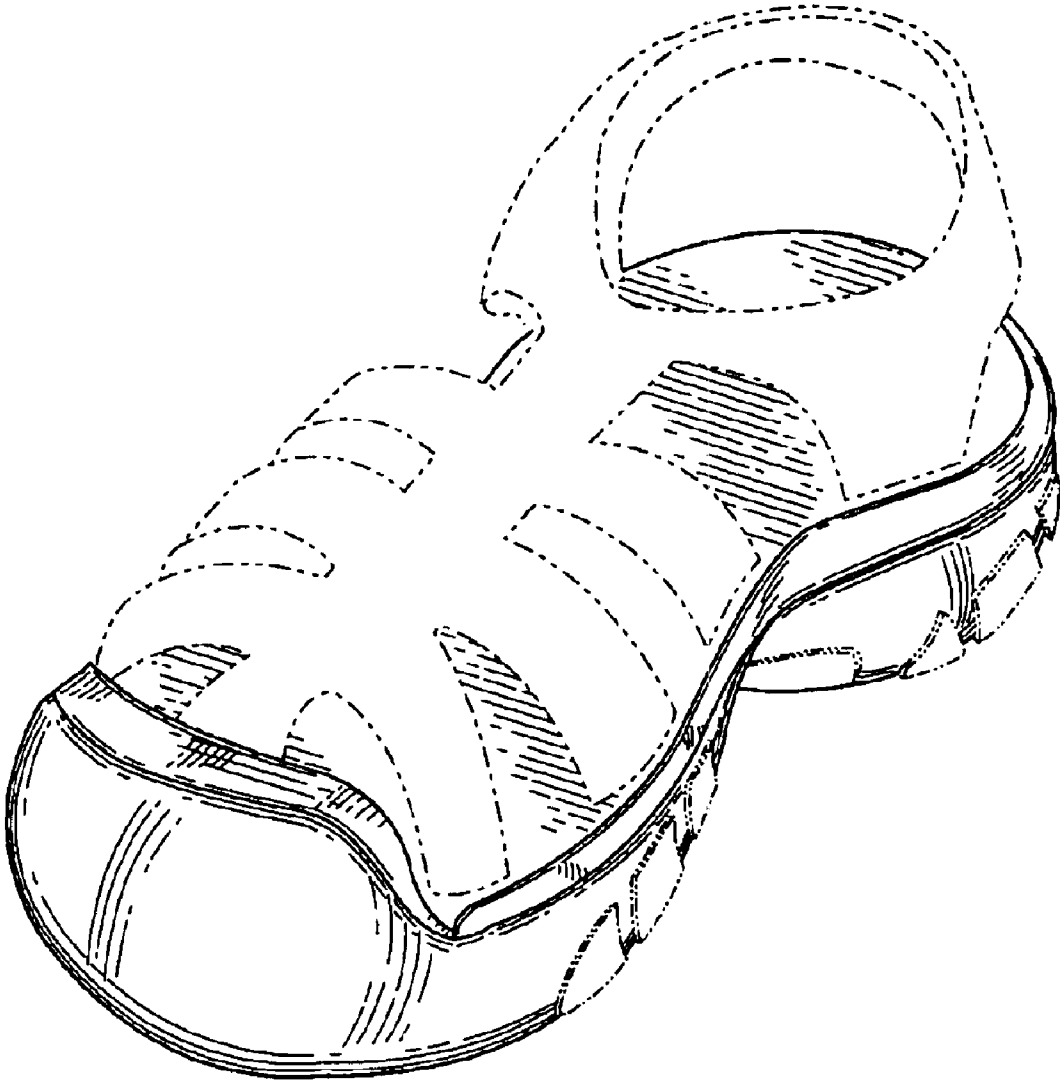


FIG. 1

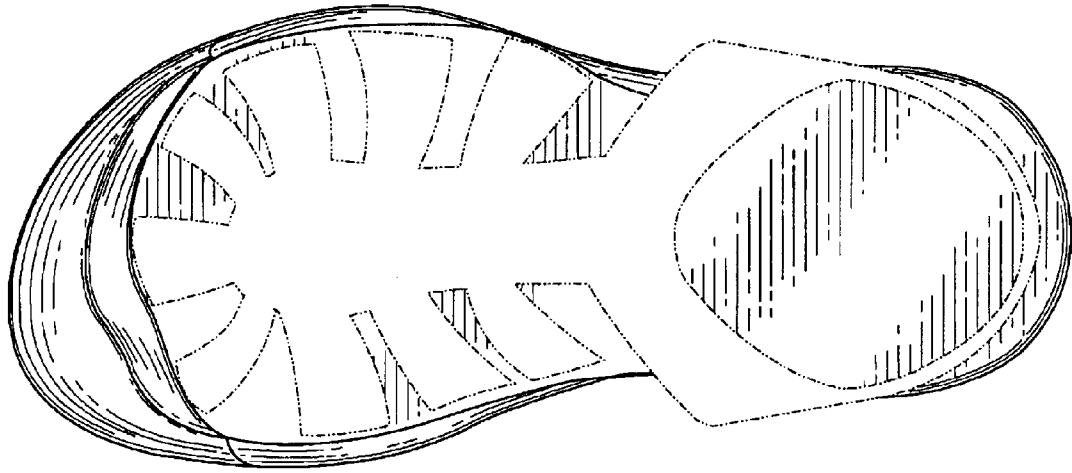


FIG. 2

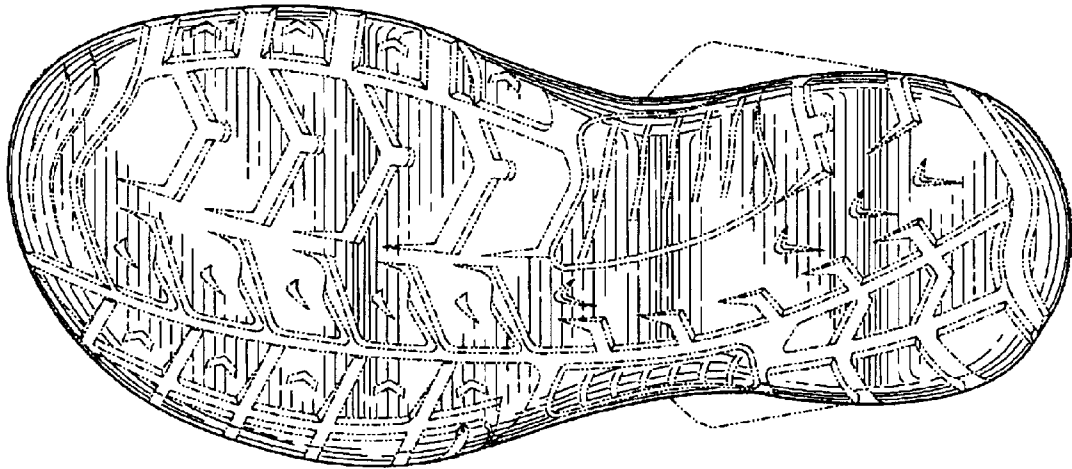


FIG. 3

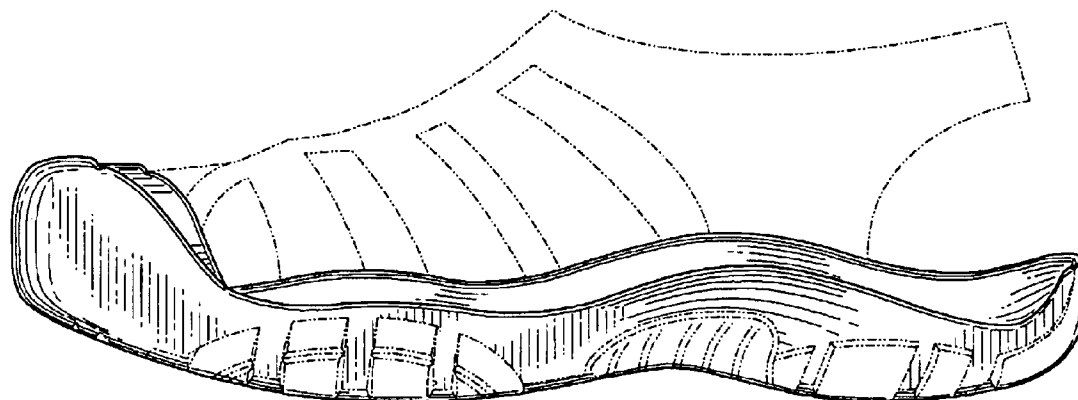


FIG. 4

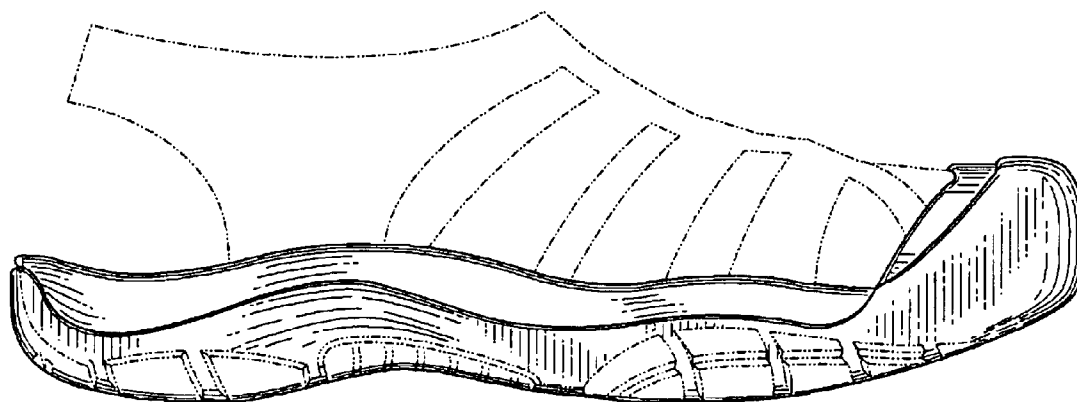


FIG. 5

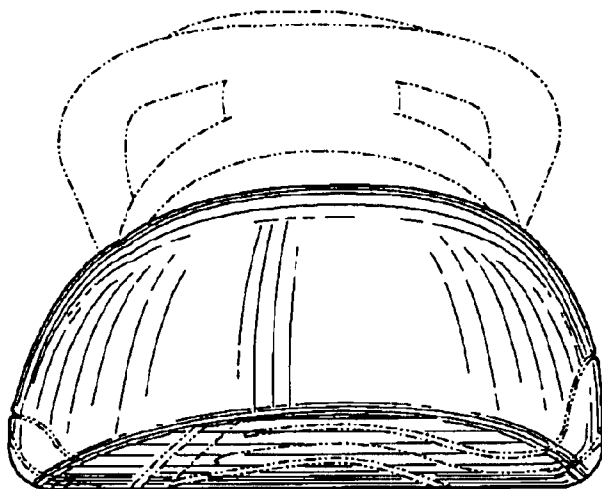


FIG. 6

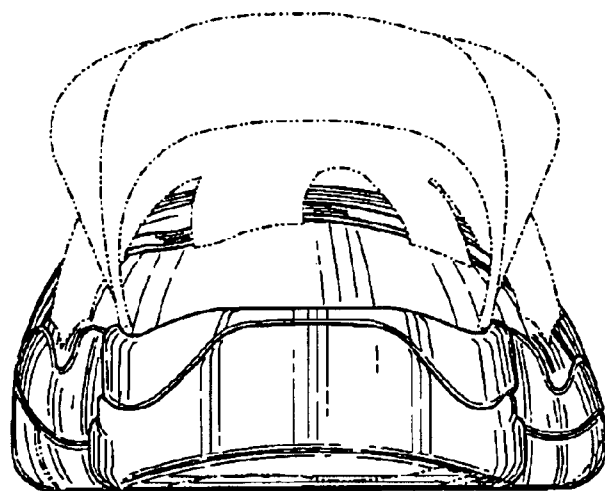


FIG. 7