



US00D612499S

(12) **United States Design Patent**
Ondracek et al.

(10) **Patent No.:** **US D612,499 S**

(45) **Date of Patent:** **** Mar. 23, 2010**

(54) **BRAIDED STENT**

(75) Inventors: **Vitezslav Ondracek**, Bukovina (CZ);
Jaroslava Kufrova, Hradec Kralove (CZ)

(73) Assignee: **Ella-CS, S.R.O.** (CZ)

(**) Term: **14 Years**

(21) Appl. No.: **29/309,039**

(22) Filed: **Jun. 13, 2008**

(51) **LOC (9) Cl.** **24-03**

(52) **U.S. Cl.** **D24/155**

(58) **Field of Classification Search** D24/155-157;
D11/154, 153; 623/1.13-1.23; 604/1.02,
604/103.02

See application file for complete search history.

(56) **References Cited**

U.S. PATENT DOCUMENTS

D130,388 S *	11/1941	Heiogy	D99/41
D153,091 S *	3/1949	Suman	D11/154
D338,427 S *	8/1993	Liou	D11/153
D380,266 S *	6/1997	Boatman et al.	D24/155
D380,831 S *	7/1997	Kavteladze et al.	D24/155
6,241,757 B1	6/2001	An	
6,551,352 B2 *	4/2003	Clerc et al.	623/1.2
6,582,461 B1 *	6/2003	Burmeister et al.	623/1.18
D481,139 S *	10/2003	Seibold et al.	D24/155
6,991,647 B2 *	1/2006	Jadhav	623/1.2
D523,558 S *	6/2006	Shanley	D24/155

D581,054 S *	11/2008	Moore	D24/155
7,547,321 B2 *	6/2009	Silvestri et al.	623/1.15
7,550,004 B2 *	6/2009	Bahler et al.	623/1.13
7,582,108 B2 *	9/2009	Hierlemann et al.	623/1.15
7,594,928 B2 *	9/2009	Headley et al.	623/1.22
2005/0255230 A1	11/2005	Clerc et al.	
2007/0270941 A1	11/2007	Headley et al.	

FOREIGN PATENT DOCUMENTS

EP 1795151 6/2007

* cited by examiner

Primary Examiner—Charles A Rademaker

(74) *Attorney, Agent, or Firm*—Richard C. Litman

(57) **CLAIM**

The ornamental design for a braided stent, as shown and described.

DESCRIPTION

FIG. 1 is a perspective view of a braided stent showing my new design;

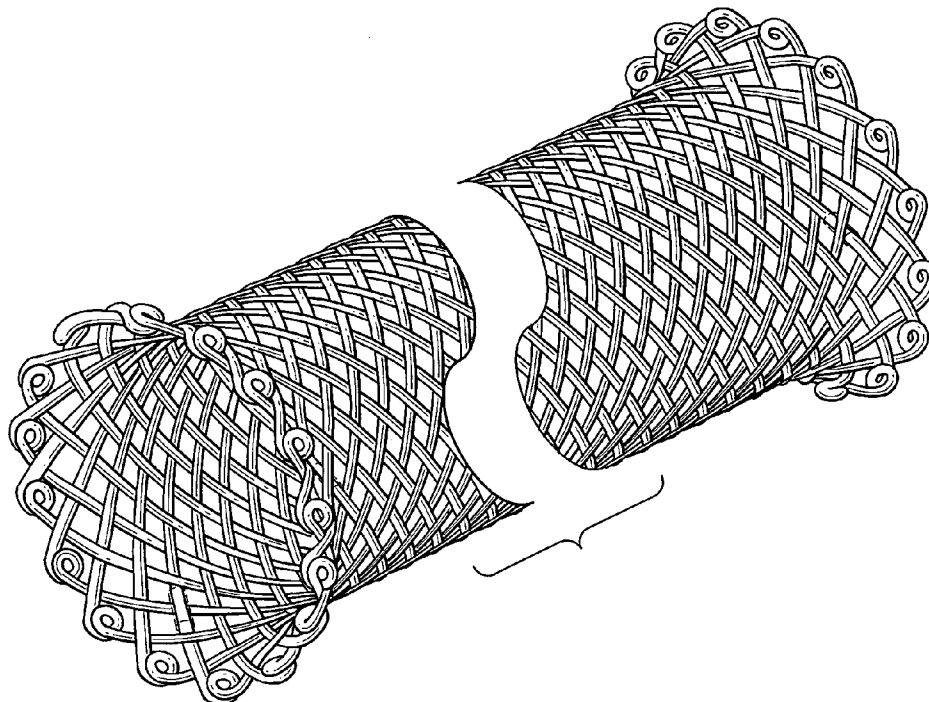
FIG. 2 is a front elevational view with the rear view being a mirror image thereof;

FIG. 3 is a top view with the bottom view being a mirror image thereof; and,

FIG. 4 is a right side elevational view with the left side being a mirror image thereof.

The brackets shown in the figure drawings indicate indeterminate length.

1 Claim, 2 Drawing Sheets



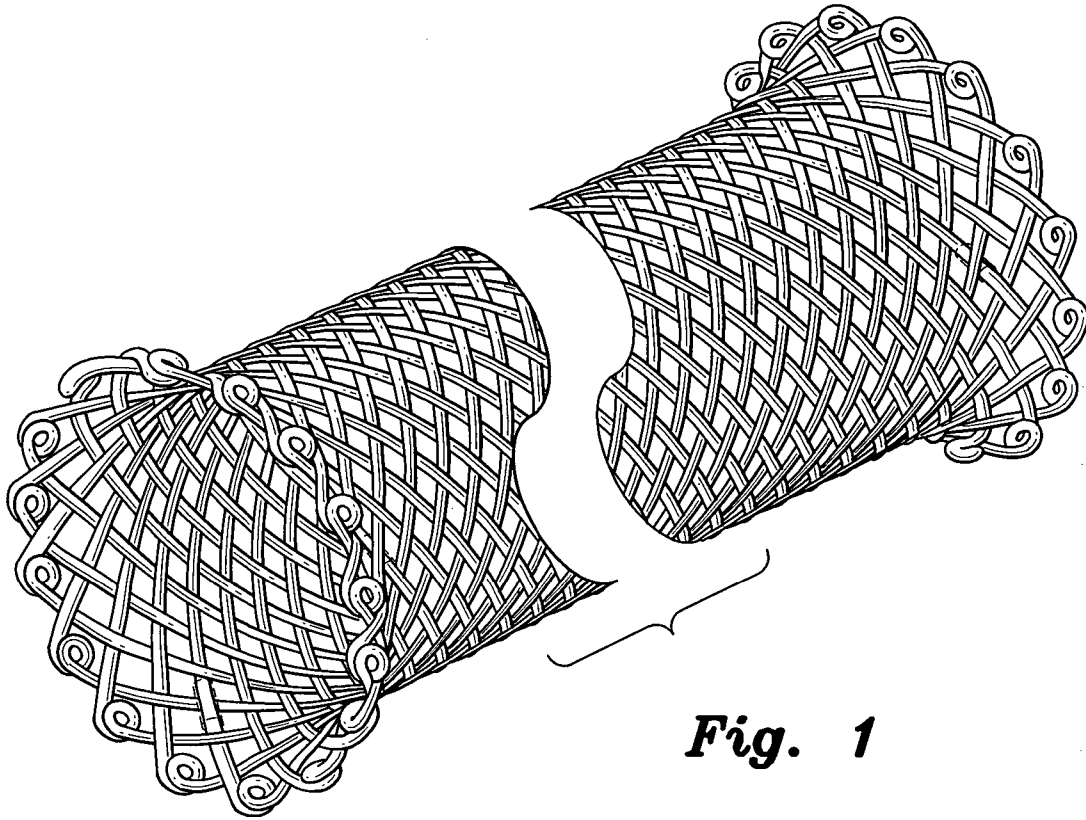


Fig. 1




Fig. 2




Fig. 3




Fig. 4