



US00D440764S

(12) **United States Design Patent**  
**Cheng**

(10) **Patent No.:** **US D440,764 S**

(45) **Date of Patent:** **\*\* Apr. 24, 2001**

(54) **LUGGAGE CASE**

(75) **Inventor:** **Koon-Ming Cheng, Taipei (TW)**

(73) **Assignee:** **Ruey Yuan Co., Ltd., Taipei (TW)**

(\*\*) **Term:** **14 Years**

(21) **Appl. No.:** **29/126,335**

(22) **Filed:** **Jul. 11, 2000**

(51) **LOC (7) Cl.** ..... **03-01**

(52) **U.S. Cl.** ..... **D3/279; D3/276; D3/283**

(58) **Field of Search** ..... **D3/273, 276, 279,**  
**D3/283, 284, 285, 287; 190/18 A, 100,**  
**110, 111, 112, 113, 114, 115**

(56) **References Cited**

**U.S. PATENT DOCUMENTS**

D. 352,395	*	11/1994	King	.....	D3/279
D. 354,396	*	1/1995	Lowenstein	.....	D3/279
D. 357,808	*	5/1995	Aumasson	.....	D3/276
D. 358,031	*	5/1995	Aumasson	.....	D3/276
D. 364,504	*	11/1995	Bieber et al.	.....	D3/279
D. 374,987	*	10/1996	Hughes	.....	D3/279

D. 385,699 \* 11/1997 Lin ..... D3/279

D. 389,308 \* 1/1998 King et al. .... D3/279

D. 427,434 \* 7/2000 King et al. .... D3/279

\* cited by examiner

*Primary Examiner*—Philip S. Hyder

(74) *Attorney, Agent, or Firm*—Jenkins & Gilchrist, P.C.

(57) **CLAIM**

The ornamental design for a luggage case, as shown and described.

**DESCRIPTION**

FIG. 1 is a perspective view of a luggage case showing my new design;

FIG. 2 is a front elevational view thereof;

FIG. 3 is a rear elevational view thereof;

FIG. 4 is a left side elevational view thereof;

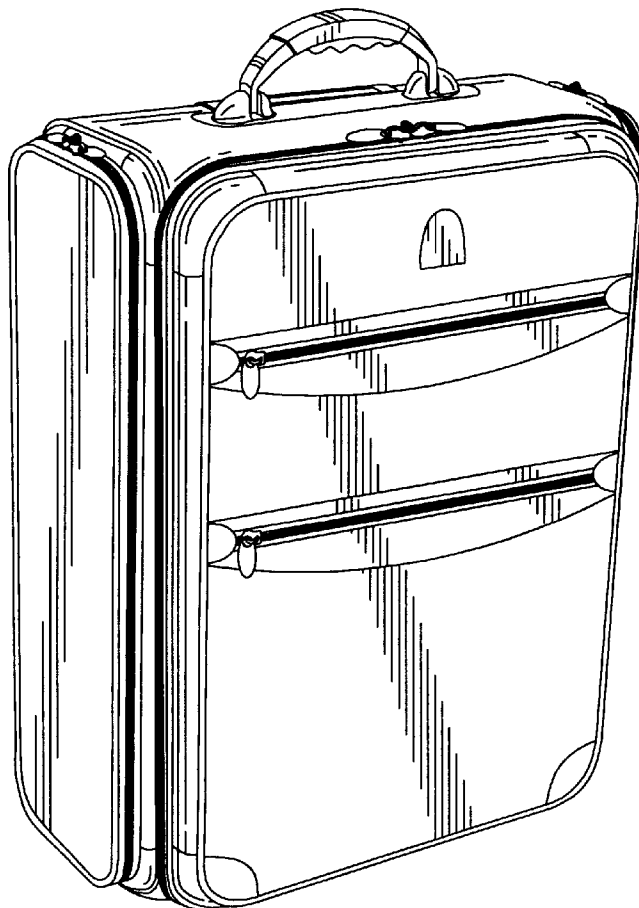
FIG. 5 is a right side elevational view thereof;

FIG. 6 is a top plan view thereof; and

FIG. 7 is a bottom plan view thereof; and,

FIG. 8 is a perspective view thereof, wherein the handle is shown in an extended position.

**1 Claim, 4 Drawing Sheets**



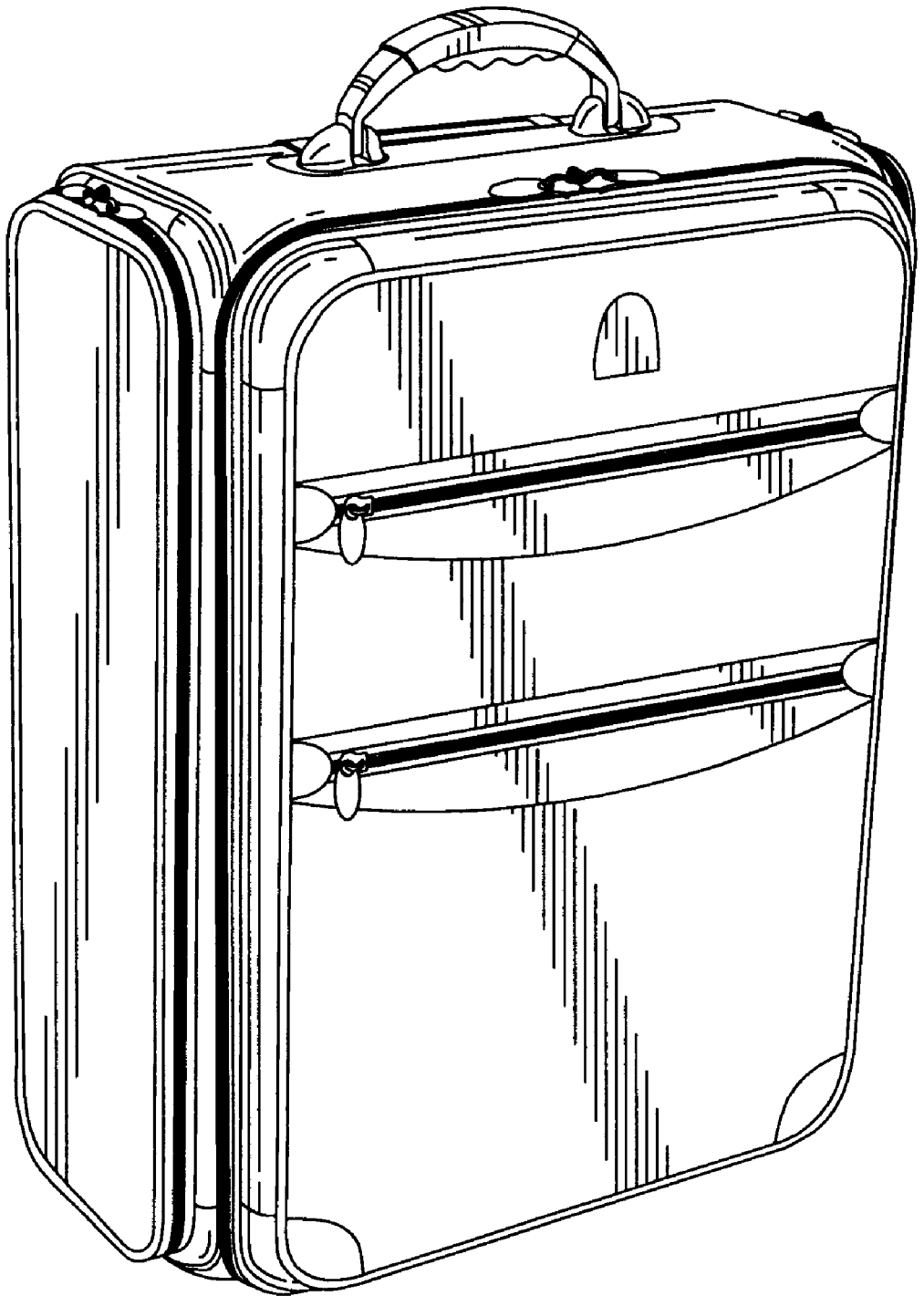


FIG. 1

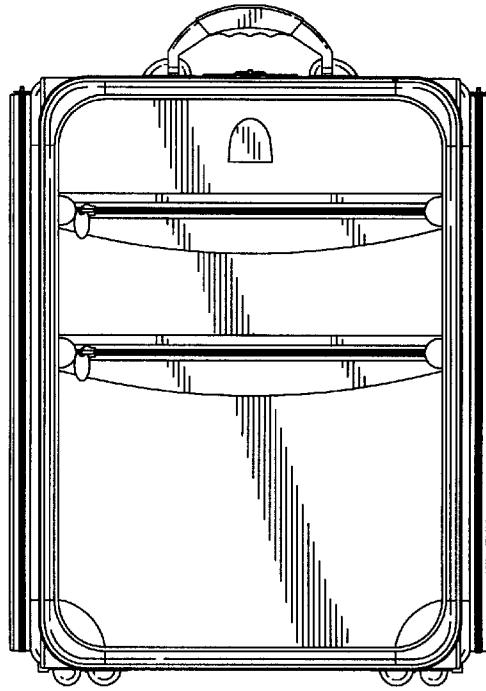


FIG. 2

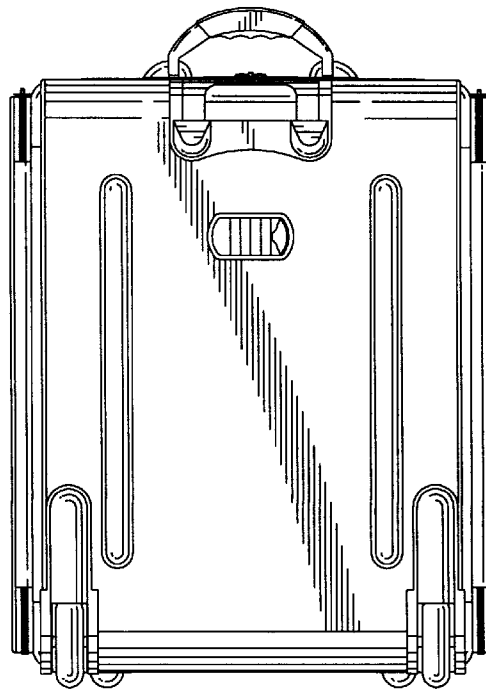


FIG. 3




FIG. 4



FIG. 5

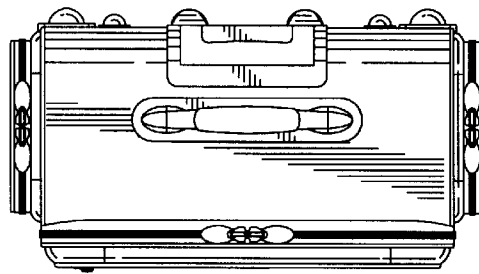


FIG. 6




FIG. 7



FIG. 8