



US00D392190S

United States Patent [19]

Nash et al.

[11] Patent Number: Des. 392,190

[45] Date of Patent: **Mar. 17, 1998

[54] BOTTLE

[75] Inventors: **Linda C. Nash**, Wayzata; **Timothy E. Fitten**, Chaska; **Thomas M. Redmond, Sr.**, Victoria, all of Minn.

[73] Assignee: **Redmond Products, Inc.**, Chanhassen, Minn.

[**] Term: **14 Years**

[21] Appl. No.: **54,299**

[22] Filed: **May 9, 1996**

[51] LOC (6) Cl. **09-01**

[52] U.S. Cl. **D9/520; D9/539; D9/557**

[58] Field of Search D9/500, 503, 504, D9/529, 520, 537-540, 551, 557, 570; 215/382, 383, 384, 376, 378; 222/212, 494, 185.1, 181.2, 213, 210

[56] **References Cited**

U.S. PATENT DOCUMENTS

D. 94,231 1/1935 Mengle D9/557
D. 223,438 4/1972 Lluch D9/539

D. 248,927 8/1978 Cassia D9/500
D. 253,395 11/1979 Hasegawa et al. D9/500
D. 262,438 12/1981 Sears et al. D9/503 X
D. 267,629 1/1983 Hasegawa et al. D9/504
D. 342,678 12/1993 Warner et al. D9/570 X
5,499,748 3/1996 Iala et al. 222/213

FOREIGN PATENT DOCUMENTS

2098958 12/1982 United Kingdom 222/181.2

Primary Examiner—Lucy Lieberman


[57] **CLAIM**

The ornamental design for a bottle, as shown and described.

DESCRIPTION

FIG. 1 is a top, front and right side perspective view of a bottle showing our new design;
FIG. 2 is a top plan view;
FIG. 3 is a side elevation view;
FIG. 4 is a rear elevation view;
FIG. 5 is a bottom plan view; and,
FIG. 6 is a side elevation view of an opposite side to that shown in FIG. 3.

1 Claim, 3 Drawing Sheets






Fig. 1

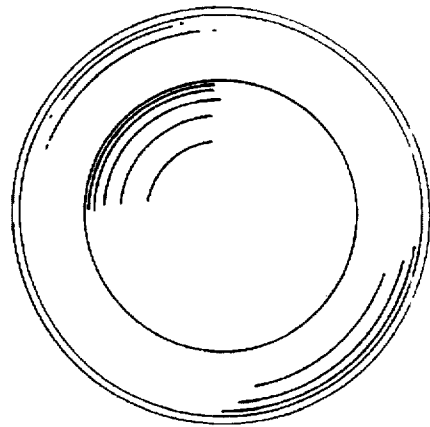


Fig. 2

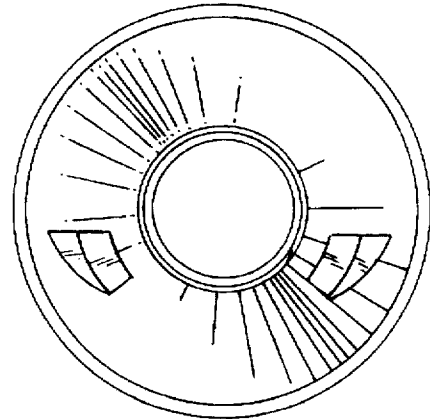


Fig. 5




Fig. 3

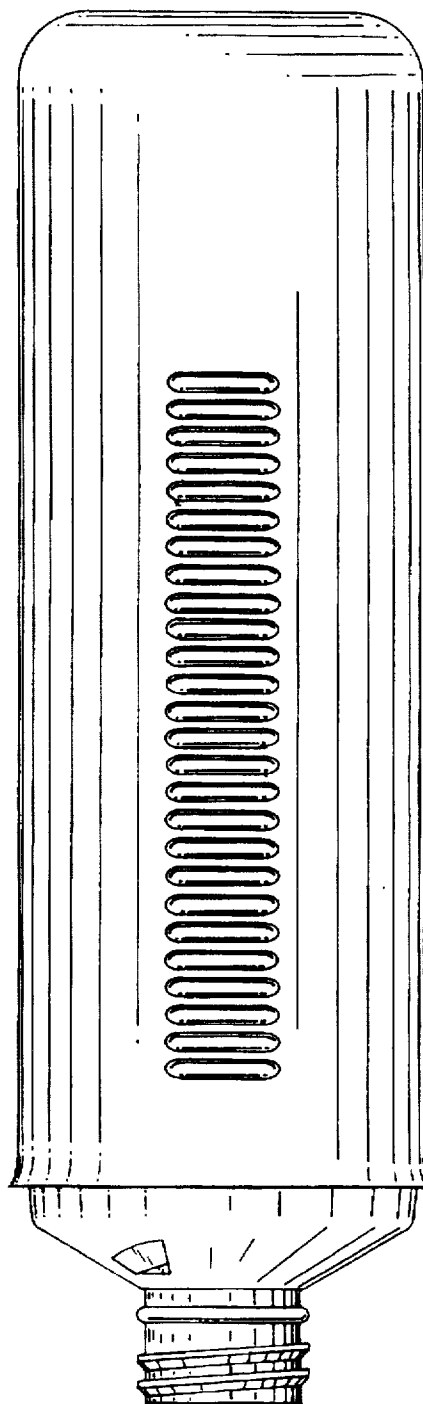


Fig. 4




Fig. 6