



US00D840972S

(12) **United States Design Patent**
Luo

(10) **Patent No.:** **US D840,972 S**

(45) **Date of Patent:** **** Feb. 19, 2019**

(54) **EARPHONE**

(71) Applicant: **Shenzhen Shenglan Electronic Industry Co., Ltd.**, Shenzhen (CN)

(72) Inventor: **Zaizhou Luo**, Shenzhen (CN)

(73) Assignee: **SHENZHEN SHENGLAN ELECTRONIC INDUSTRY CO., LTD.**, Shenzhen (CN)

(**) Term: **15 Years**

(21) Appl. No.: **29/622,863**

(22) Filed: **Oct. 20, 2017**

(51) **LOC (11) Cl.** **14-01**

(52) **U.S. Cl.**
USPC **D14/205**

(58) **Field of Classification Search**
USPC D14/205, 223, 188, 192; 181/129, 130, 181/135; 379/430, 431; 381/380, 381, 381/374, 74; 455/90.3, 575.1, 569.1
CPC H04R 1/1033; H04R 1/10; H04R 1/1016; H04R 1/1041; H04R 1/105; H04R 1/1091; H04R 1/1058; H04R 1/1075
See application file for complete search history.

(56) **References Cited**

U.S. PATENT DOCUMENTS

2,120,469	A *	6/1938	Kyle	H01R 4/52 439/787
2,501,107	A *	3/1950	Volkman	H04R 5/0335 381/374
3,049,582	A *	8/1962	Shinn	H01R 4/70 174/92
3,195,392	A *	7/1965	Allen	G10G 7/02 181/130
4,457,396	A *	7/1984	James	H04R 1/345 181/129
D278,234	S *	4/1985	Saito	D14/205

D318,670	S *	7/1991	Taniguchi	D14/205
D334,043	S *	3/1993	Taniguchi	D14/218
D433,404	S *	11/2000	Thakur	D14/218
D435,580	S *	12/2000	Grinkus	D14/218
D473,217	S *	4/2003	Rivera	D14/223
D519,108	S *	4/2006	Yang	D14/223
D539,782	S *	4/2007	Lee	D14/188
D587,681	S *	3/2009	Yanai	D14/205
D599,778	S *	9/2009	Ando	D14/205
D605,628	S *	12/2009	Ando	D14/205
7,639,824	B2 *	12/2009	Franzen	H04R 1/1016 381/151
D607,875	S *	1/2010	Pedersen, II	H04R 1/1033 D14/206
D625,292	S *	10/2010	Andre	D14/217
D656,492	S *	3/2012	Huang	D14/205
8,144,915	B2 *	3/2012	Hankey	H01H 9/0228 381/370
D666,581	S *	9/2012	Perez	D14/223

(Continued)

Primary Examiner — Paula Allen Greene


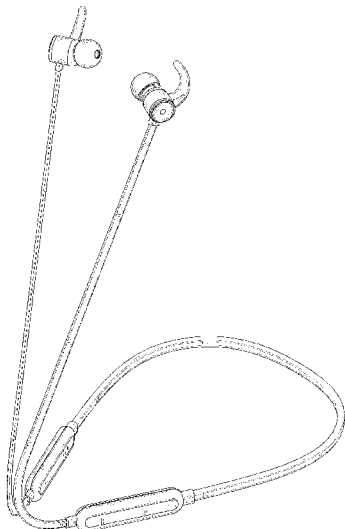
(57) **CLAIM**

The ornamental design for an earphone, as shown and described.

DESCRIPTION

FIG. 1 is a perspective view of the earphone showing my new design;
FIG. 2 is similar to FIG. 1, viewed from another aspect;
FIG. 3 is a front elevational view thereof;
FIG. 4 is a rear elevational view thereof;
FIG. 5 is a left side elevational view thereof;
FIG. 6 is a right side elevational view thereof;
FIG. 7 is a top plan view thereof; and,
FIG. 8 is a bottom plan view thereof.
The broken lines are for the purposes of illustrating portions of the earphone and form no part of the claimed design.

1 Claim, 8 Drawing Sheets



(56)

References Cited

U.S. PATENT DOCUMENTS

8,290,193	B2 *	10/2012	Pang	H04R 1/1033	381/370					
8,314,354	B2 *	11/2012	Prest	H01H 13/7057	200/406					
D681,001	S *	4/2013	Murchison	D14/205						
D683,334	S *	5/2013	Gondo	D14/223						
8,447,062	B2 *	5/2013	Lin	H04R 1/1033	381/370					
D684,953	S *	6/2013	Schaal	D14/205						
D685,764	S *	7/2013	Coulter	D14/205						
D698,750	S *	2/2014	Yoon	D14/205						
8,655,006	B2 *	2/2014	Aase	B29C 43/203	381/370					
D712,371	S *	9/2014	Henning	D14/205						
D715,253	S *	10/2014	Lee	D14/205						
D716,272	S *	10/2014	Yang	D14/223						
D722,040	S *	2/2015	Tan	D14/205						
D726,145	S *	4/2015	Hsieh	D14/205						
D727,871	S *	4/2015	Orbach	D14/205						
9,031,264	B2 *	5/2015	Yang	H04R 1/1033	381/189					
D731,456	S *	6/2015	Dahlberg	D14/205						
D743,381	S *	11/2015	Pi	D14/218						
D758,353	S *	6/2016	Akana	D14/218						
D764,436	S *	8/2016	Dryden	D14/205						
D776,083	S *	1/2017	Lee	D14/205						
D777,138	S *	1/2017	Fletcher	D14/205						
D777,139	S *	1/2017	Fletcher	D14/205						
D782,998	S *	4/2017	Shin	D14/205						
D786,216	S *	5/2017	Silva	D14/205						
D793,995	S *	8/2017	Nakagawa	D14/218						
D812,038	S *	3/2018	Nakajima	D14/205						
D816,059	S *	4/2018	Liu	D14/205						
D817,301	S *	5/2018	Aoyagi	D14/205						
9,980,032	B2 *	5/2018	Yajima	H04R 1/1033						
D820,810	S *	6/2018	Levine	D14/205						
D821,999	S *	7/2018	Guo	D14/205						
2010/0104126	A1 *	4/2010	Greene	H01B 7/225	381/384					
2011/0142276	A1 *	6/2011	Uchida	H04R 1/1075	381/370					
2012/0170789	A1 *	7/2012	Lin	H04R 1/1033	381/384					
2013/0077815	A1 *	3/2013	Stephenson	H04R 1/1033	381/370					
2016/0142808	A1 *	5/2016	Monahan	H04R 1/105	381/384					
2016/0261946	A1 *	9/2016	Chen	H04R 1/1016						
2017/0295421	A1 *	10/2017	Hung	H04R 1/1016						

* cited by examiner

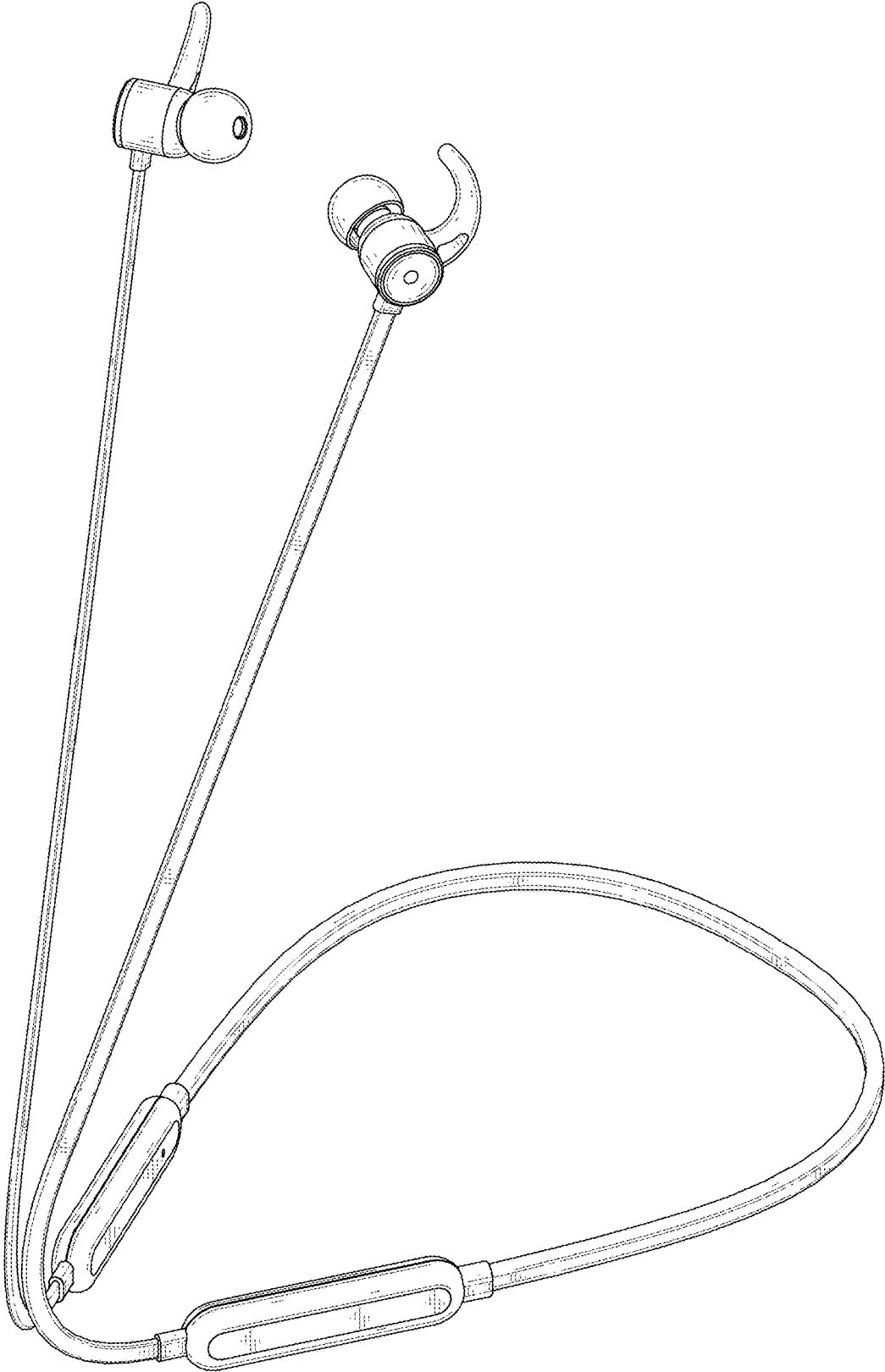


FIG. 1

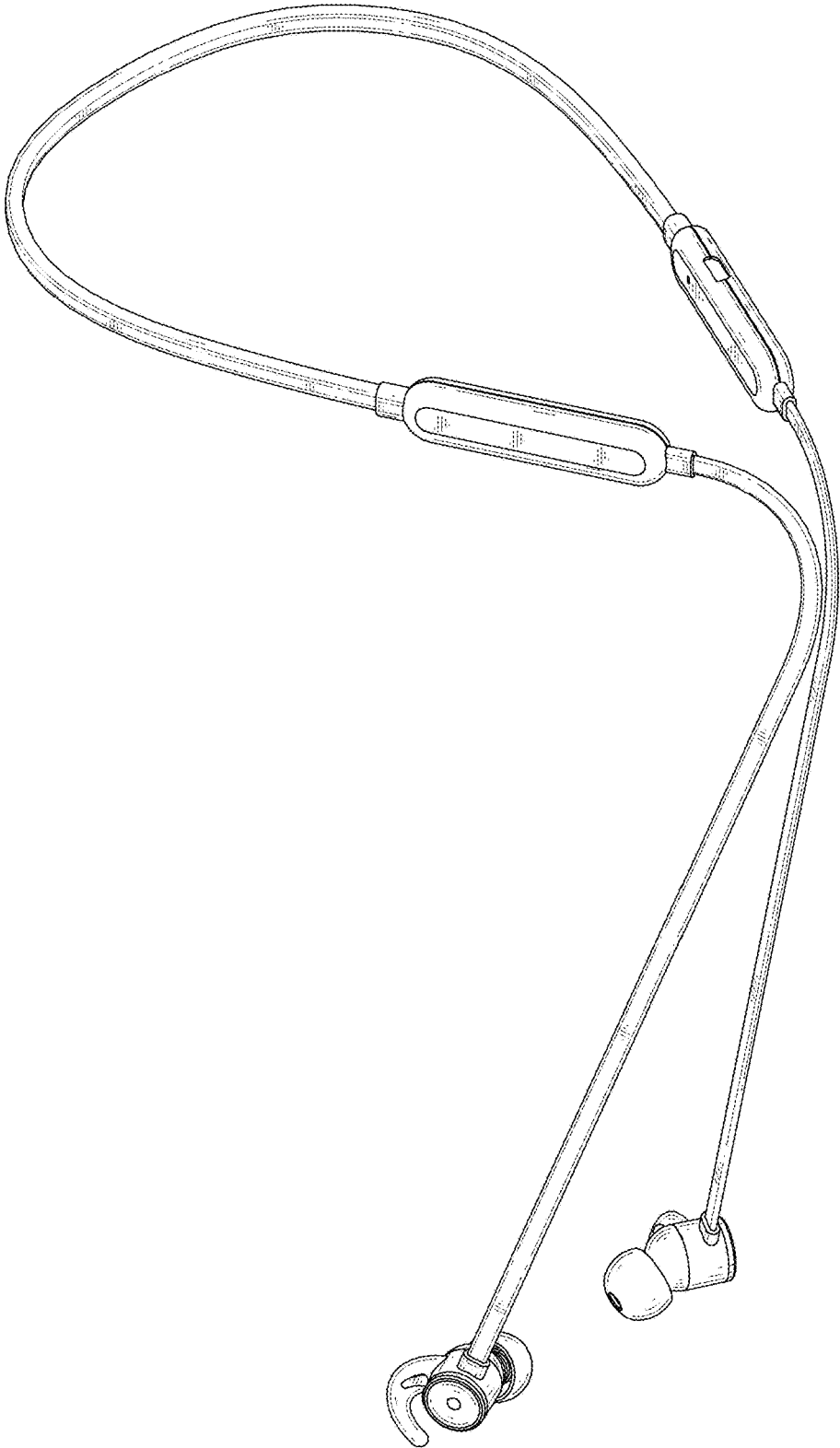


FIG. 2




FIG. 3

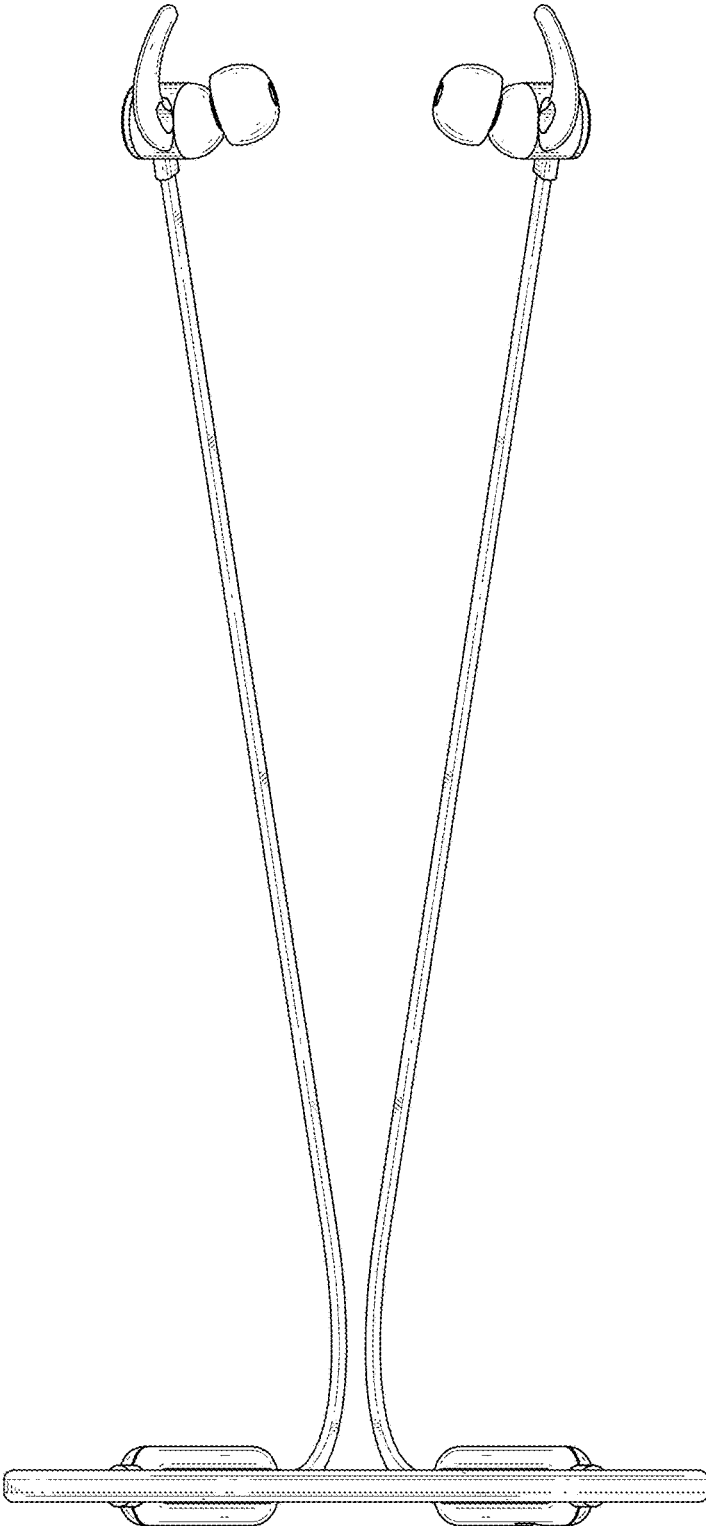


FIG. 4




FIG. 5




FIG. 6

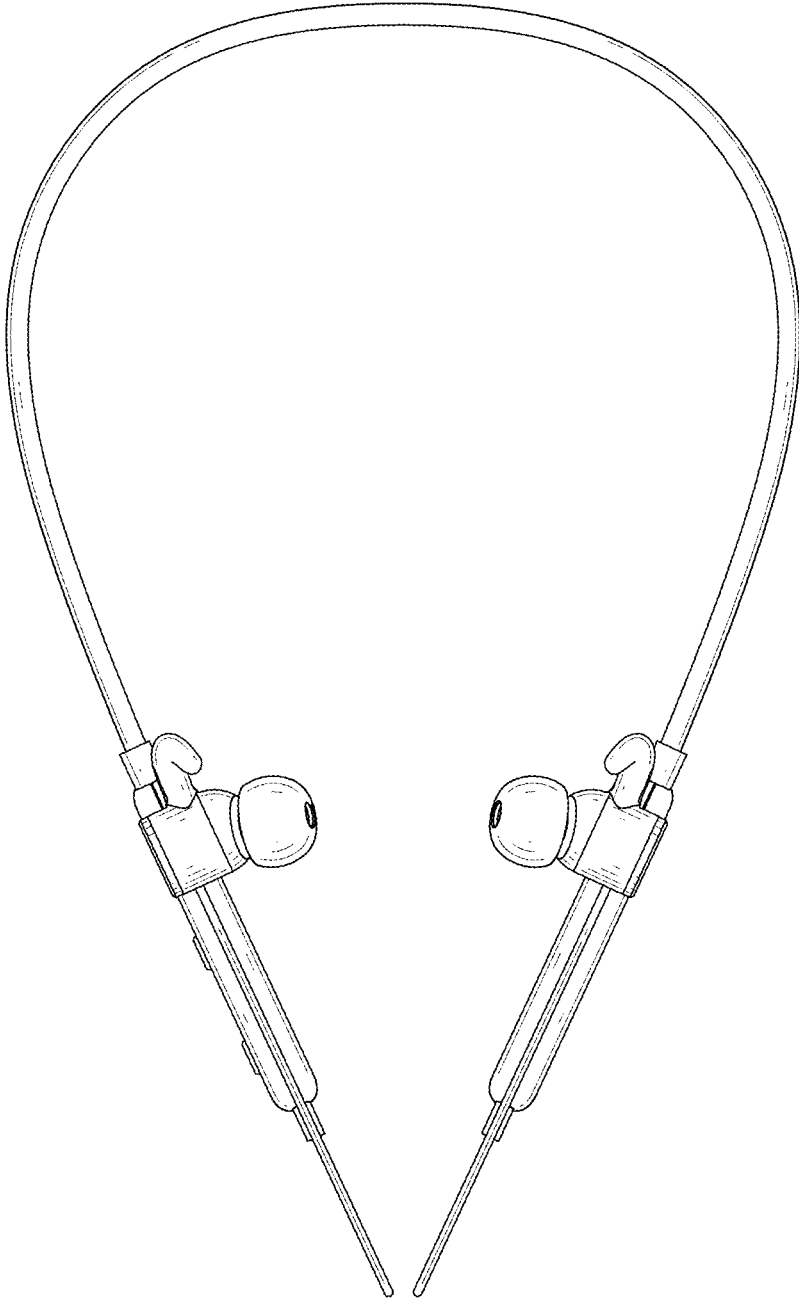


FIG. 7



FIG. 8