



US00D601246S

(12) **United States Design Patent**
Stonebraker

(10) **Patent No.:** **US D601,246 S**

(45) **Date of Patent:** **** Sep. 29, 2009**

(54) **DISPOSABLE DIAPER WITH CAMOUFLAGE PATTERN**

(76) Inventor: **Keith Stonebraker**, 9000 Ming Ave., Suite B-2, Bakersfield, CA (US) 93311

(**) Term: **14 Years**

(21) Appl. No.: **29/273,056**

(22) Filed: **Feb. 22, 2007**

(51) **LOC (9) Cl.** **24-04**

(52) **U.S. Cl.** **D24/126**

(58) **Field of Classification Search** D24/124-126;
D5/26, 27, 43, 62, 65, 99; 426/17, 43, 919;
604/358, 385.09, 385.101, 385.11, 385.13,
604/385.21

See application file for complete search history.

(56) **References Cited**

U.S. PATENT DOCUMENTS

D86,033 S *	9/1875	Guiraud	D5/32
D15,353 S *	8/1884	Righter	D5/32
D15,615 S *	12/1884	Horan	D5/32
3,969,454 A *	7/1976	Thornber et al.	264/78
D301,804 S *	6/1989	McIlhinney	D5/62
D301,805 S *	6/1989	McIlhinney	D5/62
4,904,252 A *	2/1990	Fitzgerald	604/385.21
D313,076 S	12/1990	Harju	
D334,619 S	4/1993	Barraza	
D341,197 S	11/1993	Patterson	
D341,198 S	11/1993	Damiani	
D342,787 S	12/1993	Perrotte et al.	
D345,604 S *	3/1994	Silhan	D24/126
D347,279 S	5/1994	Perkins	
D352,779 S	11/1994	Imbro et al.	

D361,839 S	8/1995	Doss	
5,972,479 A *	10/1999	Lehman	428/195.1
6,127,022 A *	10/2000	Pretorius	428/195.1
6,572,575 B1	6/2003	Shimada et al.	
D491,371 S	6/2004	Livingston	
D538,050 S *	3/2007	Tardif	D5/26

* cited by examiner

Primary Examiner—T. Chase Nelson

Assistant Examiner—Michelle E. Wilson

(74) *Attorney, Agent, or Firm*—James M. Duncan, Esq.; Klein, DeNatale, et al.,

(57) **CLAIM**

The ornamental design for a disposable diaper with camouflage pattern, as shown and described.

DESCRIPTION

The file of this patent contains at least one drawing executed in color. Copies of this patent with color drawings will be provided by the Office upon request and payment of the necessary fee.

FIG. 1 is a top view of a disposable diaper with camouflage pattern, showing my new design; and

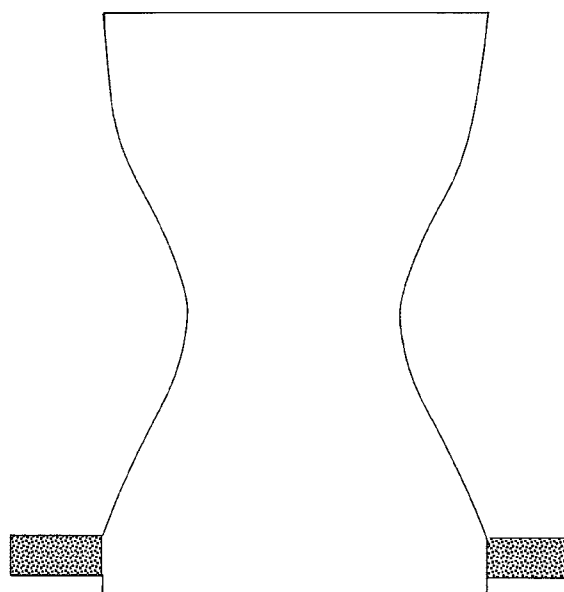
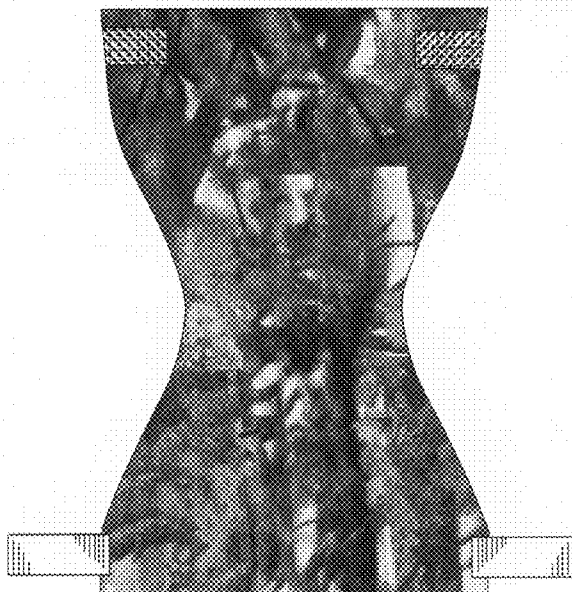
FIG. 2 is a bottom view thereof;

FIG. 3 is a front view thereof, the back view being a mirror image thereof;

FIG. 4 is a right side view thereof, the left side being a mirror image thereof; and,

FIG. 5 is an isometric view thereof.

1 Claim, 4 Drawing Sheets
(3 of 4 Drawing Sheet(s) Filed in Color)



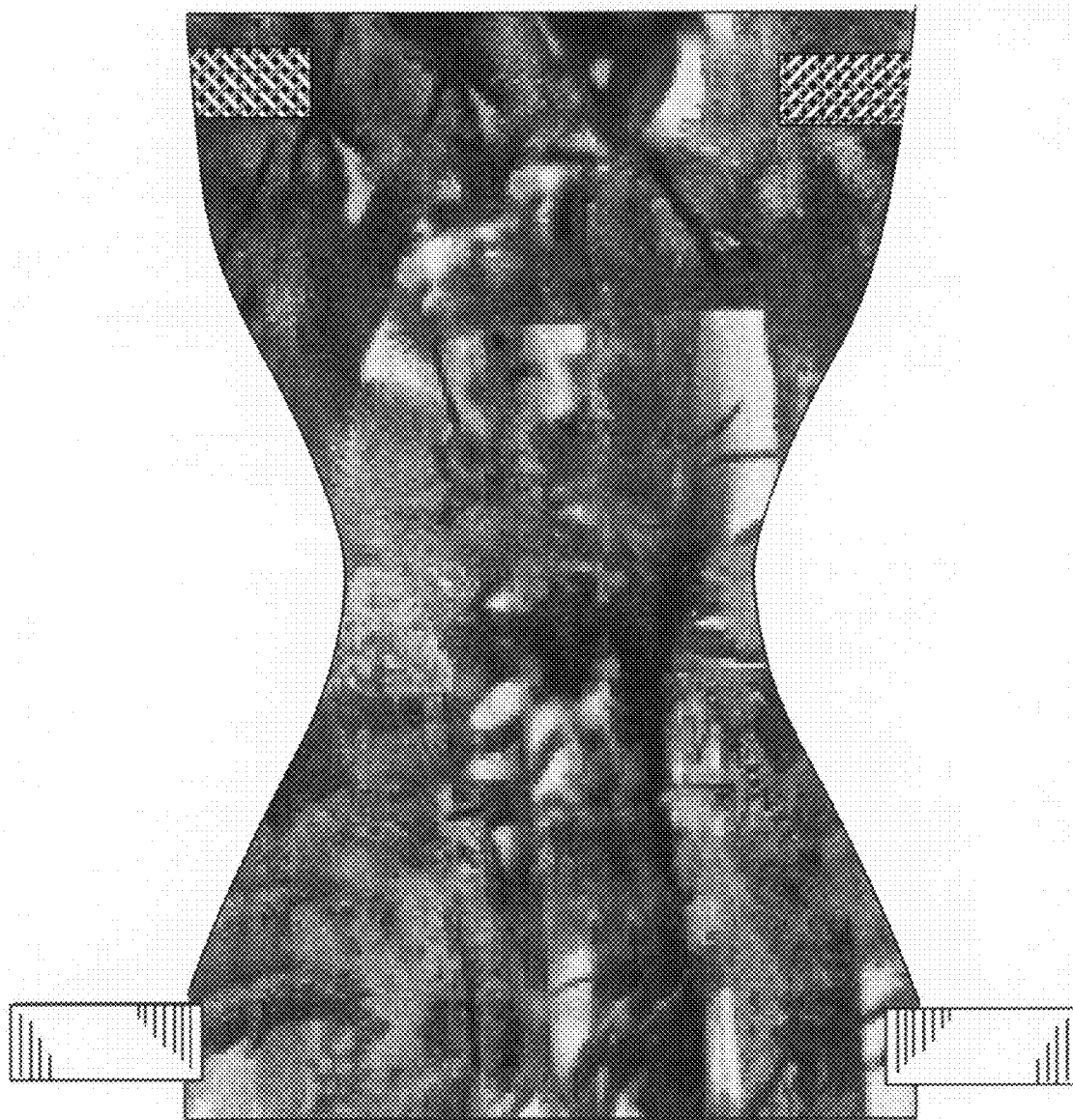


Fig. 1

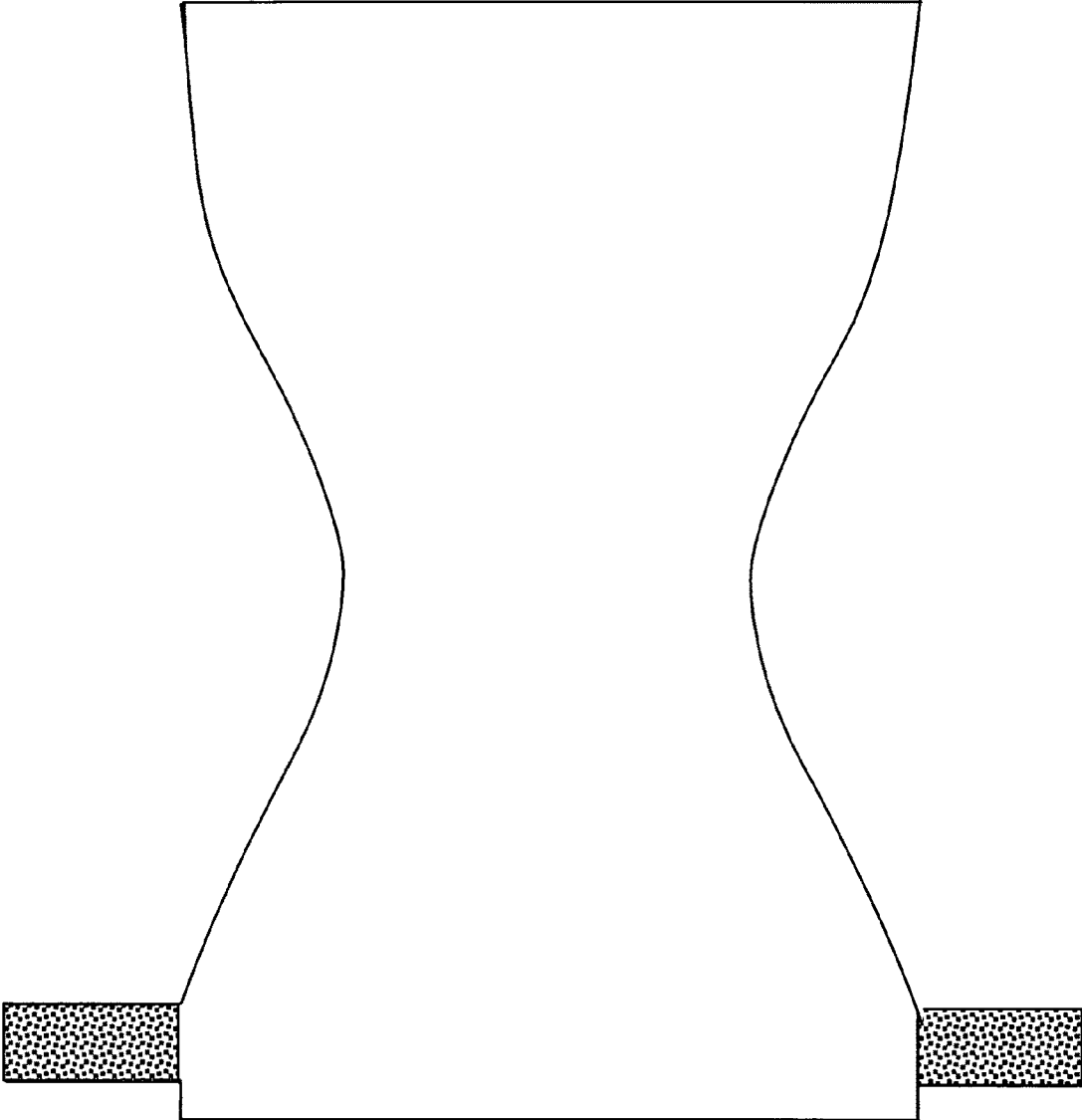


Fig. 2



Fig. 3




Fig. 4

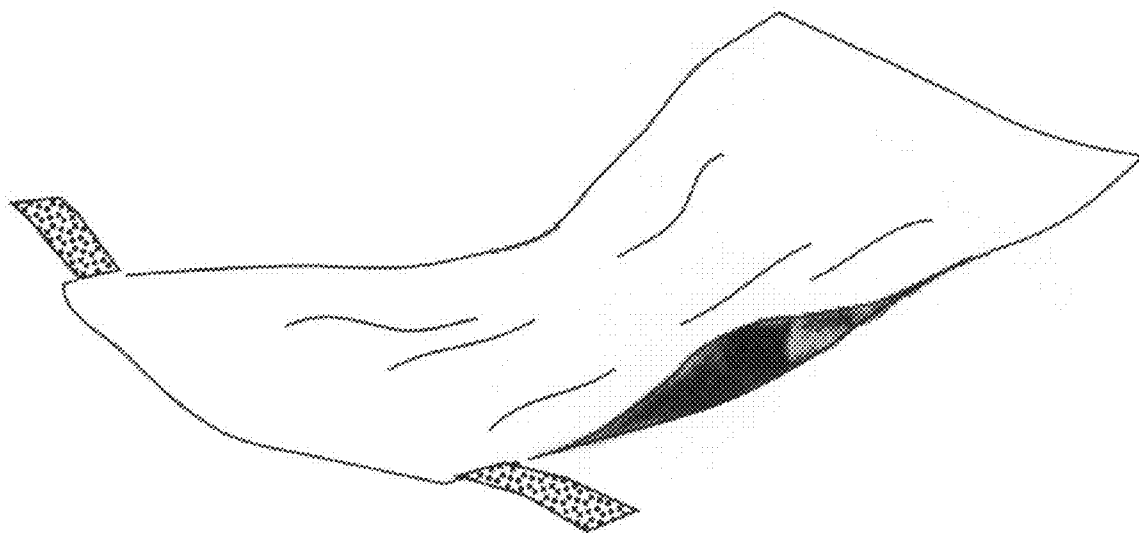


Fig. 5