



US00D643268S

(12) **United States Design Patent**  
**Mah et al.**

(10) **Patent No.:** **US D643,268 S**

(45) **Date of Patent:** **\*\* Aug. 16, 2011**

(54) **CAN OPENER**

(75) Inventors: **Pat Y. Mah**, Kowloon (HK); **Alexander Joshef Kalogroulis**, Surrey (GB); **Kwong Keung Tung**, Kowloon (HK); **Michael Ng**, Adelaide (AU)

(73) Assignee: **Daka Research Inc.**, Tortolla (VG)

(\*\*) Term: **14 Years**

(21) Appl. No.: **29/385,460**

(22) Filed: **Feb. 14, 2011**

(51) **LOC (9) Cl.** ..... **07-99**

(52) **U.S. Cl.** ..... **D8/41**

(58) **Field of Classification Search** ..... D8/14,  
D8/16-19, 33-43, 88, 89, 107; 7/113, 151-156;  
30/400-410, 416-430, 433, 434, 443, 450;  
81/3.07, 3.09, 3.2, 3.27, 3.29, 3.31, 3.35,  
81/3.37, 3.4, 3.45, 3.48, 3.49, 3.55  
See application file for complete search history.

(56) **References Cited**

**U.S. PATENT DOCUMENTS**

D491,776 S \* 6/2004 Kehoe ..... D8/41  
D519,343 S \* 4/2006 Mazzei ..... D8/40

D555,448 S \* 11/2007 Sanders et al. .... D8/41  
D555,998 S \* 11/2007 Mah et al. .... D8/41  
D591,118 S \* 4/2009 Eide et al. .... D8/40  
D594,301 S \* 6/2009 Mah et al. .... D8/36  
7,574,808 B2 \* 8/2009 Mah et al. .... 30/404  
D624,377 S \* 9/2010 Mah et al. .... D8/40  
2010/0263492 A1 \* 10/2010 Mah et al. .... 81/3.2

\* cited by examiner

*Primary Examiner* — Garth Rademaker

(74) *Attorney, Agent, or Firm* — Curtis L. Harrington;  
Harrington & Harrington

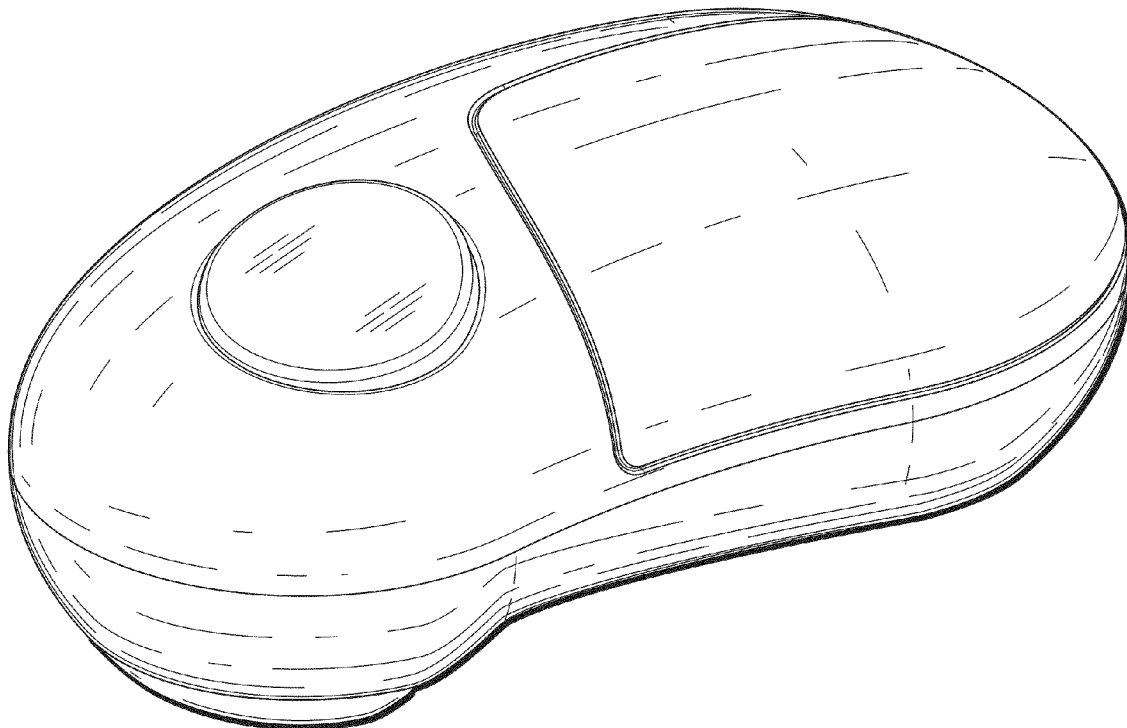
(57) **CLAIM**

The ornamental design for a can opener, as shown and described.

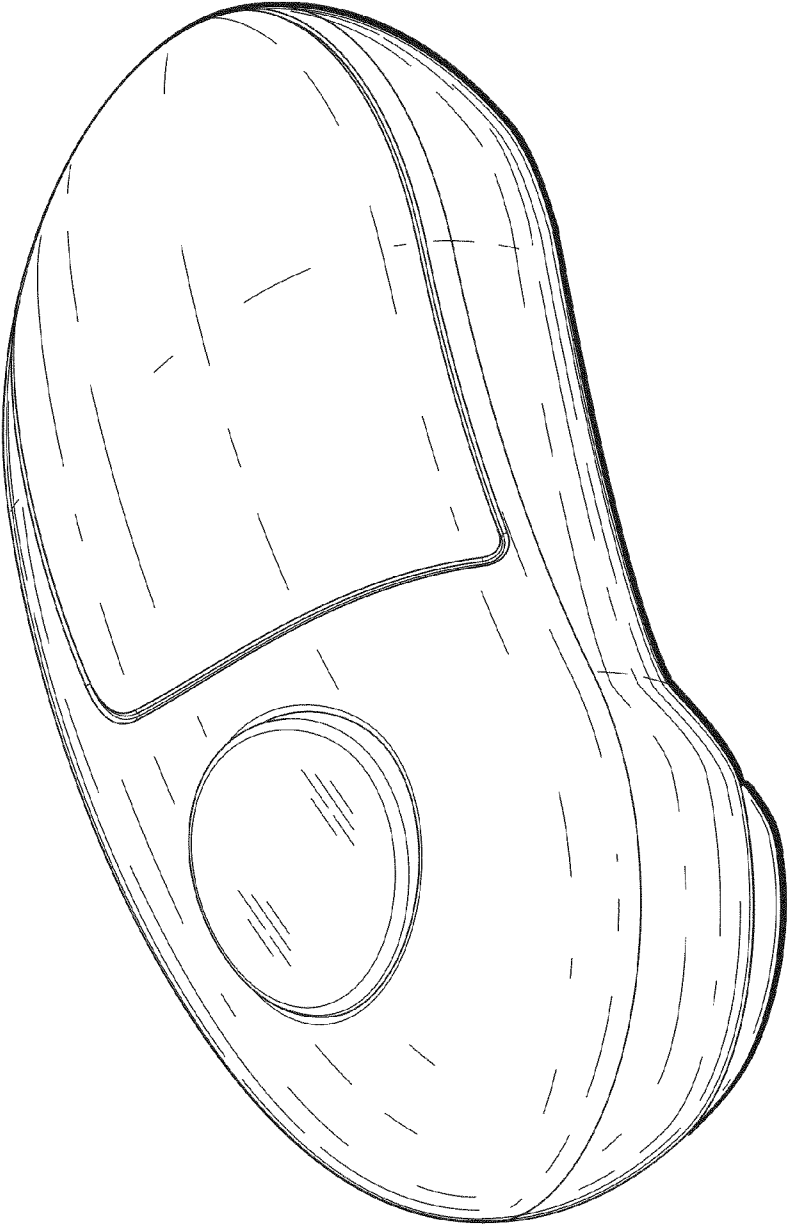
**DESCRIPTION**

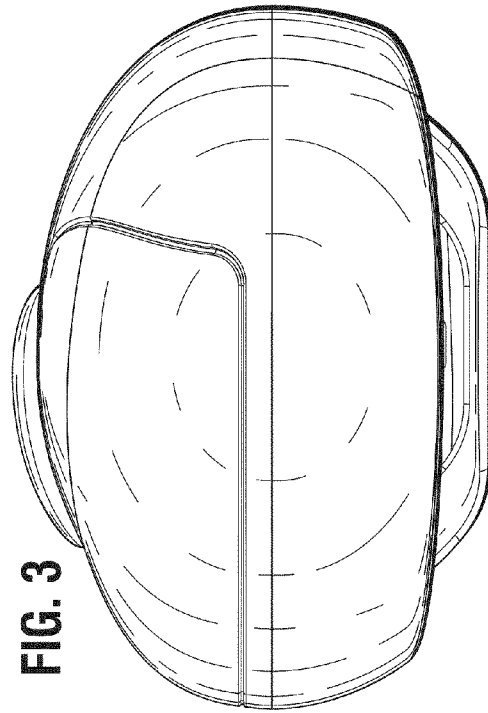
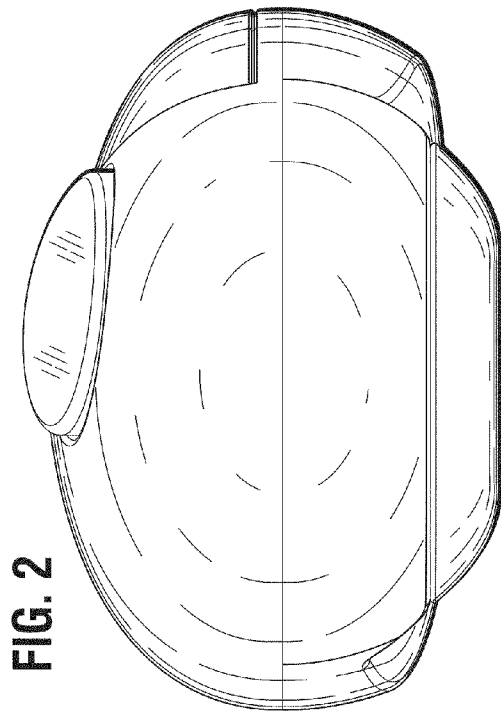
FIG. 1 is a perspective view of a can opener;  
FIG. 2 is a front elevation view thereof;  
FIG. 3 is a rear elevation view thereof;  
FIG. 4 is a left side elevation view thereof;  
FIG. 5 is a right side elevation view thereof;  
FIG. 6 is a top plan view thereof; and,  
FIG. 7 is a bottom plan view thereof.  
The broken lines depict environmental subject matter only  
and form no part of the claimed design.

**1 Claim, 5 Drawing Sheets**



**FIG. 1**





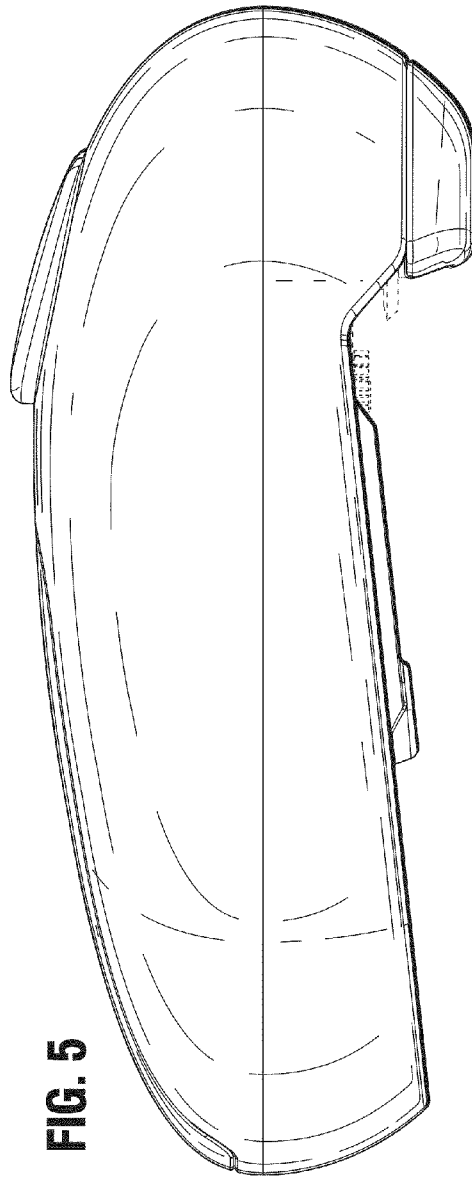
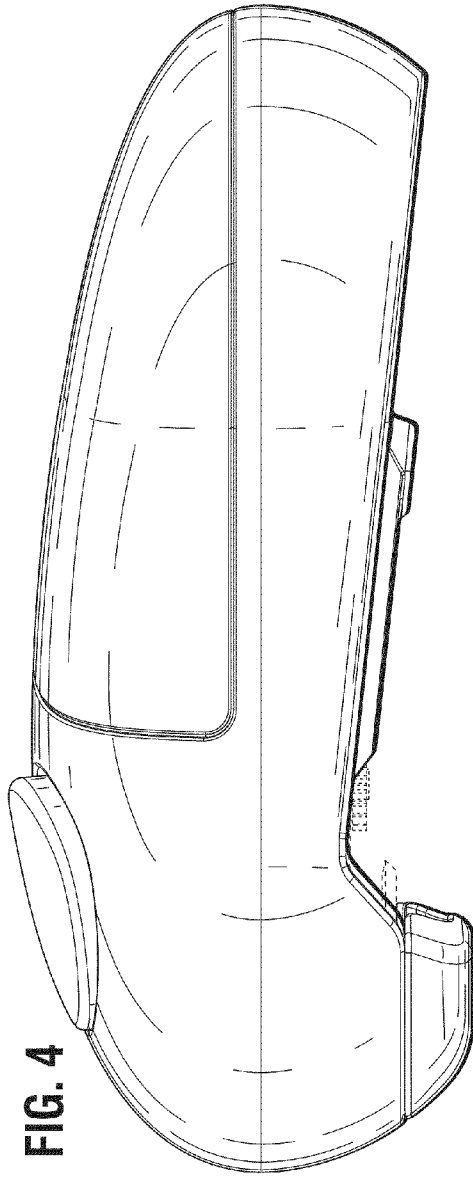


FIG. 6

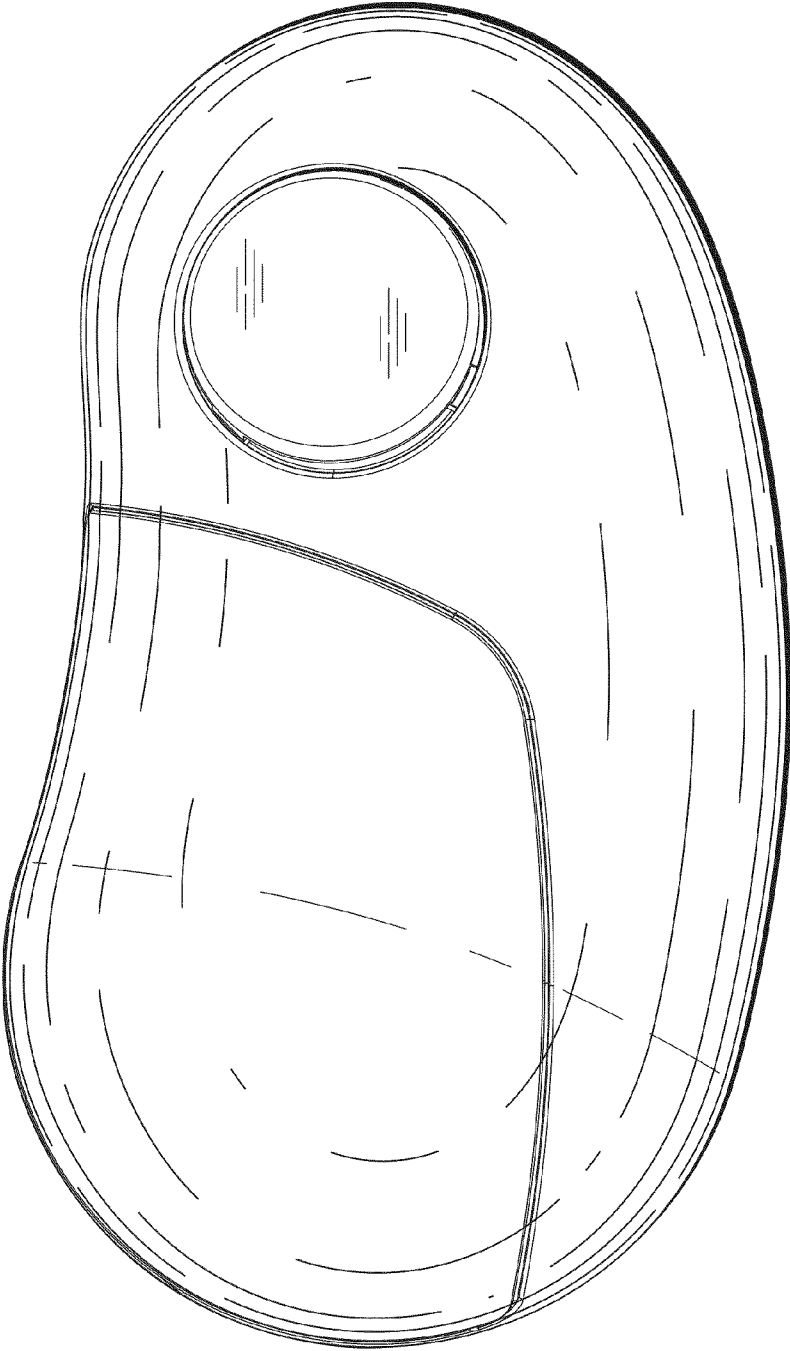


FIG. 7

