



US00D929971S

(12) **United States Design Patent**
Zhou

(10) **Patent No.:** **US D929,971 S**

(45) **Date of Patent:** **** Sep. 7, 2021**

(54) **EARPHONE**

(71) Applicant: **Wenjie Zhou, Kaifeng (CN)**

(72) Inventor: **Wenjie Zhou, Kaifeng (CN)**

(**) Term: **15 Years**

(21) Appl. No.: **29/752,704**

(22) Filed: **Sep. 29, 2020**

(51) **LOC (13) Cl.** **14-01**

(52) **U.S. Cl.**
USPC **D14/223**

(58) **Field of Classification Search**
USPC D14/223, 205; D24/174; 128/864, 865,
128/866; 381/380, 381, 322, 328;
455/90.3, 575.1, 569.1
CPC H04R 1/10; H04R 25/00; H04R 25/02;
H04R 1/1066; H04R 1/1016; H04R
5/033; H04R 5/0335; H04R 1/1091;
H04R 1/1083; H04R 1/1058
See application file for complete search history.

(56) **References Cited**

U.S. PATENT DOCUMENTS

D487,077 S *	2/2004	Obata	D14/223
D499,397 S *	12/2004	Hlas	D14/223
D512,049 S *	11/2005	Yang	D14/205
D531,169 S *	10/2006	Tokioka	D14/223
D554,109 S *	10/2007	Ledbetter	D14/223
D556,741 S *	12/2007	Yeo	D14/205
D557,689 S *	12/2007	Huang	D14/223
D566,099 S *	4/2008	Komiyama	D14/206
D566,687 S *	4/2008	Duarte	D14/205
D572,242 S *	7/2008	Yang	D14/205
D572,703 S *	7/2008	Ledbetter	D14/205
D576,154 S *	9/2008	Ledbetter	D14/223
D596,616 S *	7/2009	Andre	D14/205
D618,211 S *	6/2010	Oguro	D14/205
D623,630 S *	9/2010	Ohori	D14/223

D627,765 S *	11/2010	Zheng	D14/223
D637,181 S *	5/2011	Fuller	D14/223
D643,417 S *	8/2011	Lee	D14/223
D666,580 S *	9/2012	Lee	D14/223
D666,996 S *	9/2012	Hardi	D14/223
D671,531 S *	11/2012	Kim	D14/223
D673,531 S *	1/2013	Lee	D14/223
D678,251 S *	3/2013	Cantoni	D14/223
D679,267 S *	4/2013	Lee	D14/223
D681,015 S *	4/2013	Akana	H04R 1/10 D14/223
D686,597 S *	7/2013	Lee	D14/223
D698,761 S *	2/2014	Bao	D14/223
8,712,087 B2 *	4/2014	Ozawa	H04R 1/1016 381/380

(Continued)

FOREIGN PATENT DOCUMENTS

CN	306570067	*	5/2021
EM	008188692-0001	*	9/2020

(Continued)

Primary Examiner — Paula Allen Greene

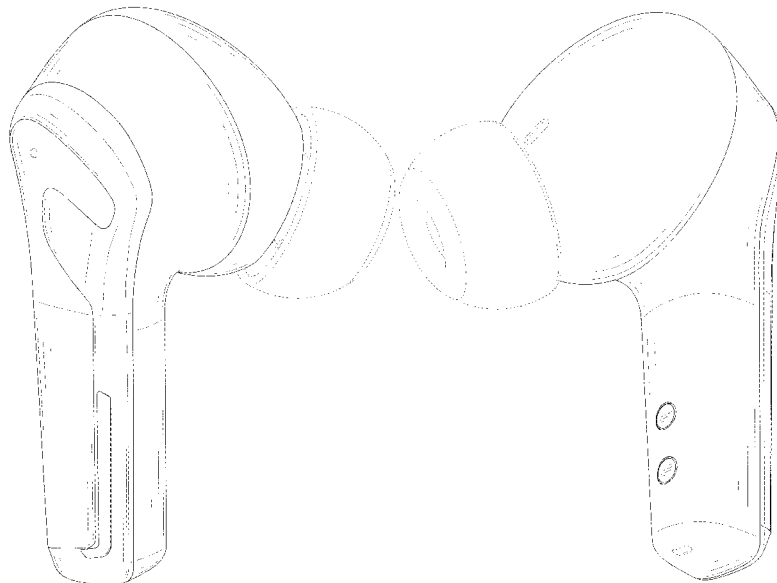
(57) **CLAIM**

The ornamental design for an earphone, as shown and described.

DESCRIPTION

FIG. 1 is a perspective view of an earphone showing my new design;
FIG. 2 is another perspective view thereof;
FIG. 3 is a front elevational view thereof;
FIG. 4 is a rear elevational view thereof;
FIG. 5 is a left side elevational view thereof;
FIG. 6 is a right side elevational view thereof;
FIG. 7 is a top plan view thereof; and,
FIG. 8 is a bottom plan view thereof.
The broken lines in the drawings depict portions of the earphone that form no part of the claimed design.

1 Claim, 8 Drawing Sheets



(56)

References Cited

U.S. PATENT DOCUMENTS

8,831,266	B1 *	9/2014	Huang	H04R 1/2811				
						381/380			
D718,284	S *	11/2014	Shibusawa	D14/223				
D718,286	S *	11/2014	Yang	D14/223				
D719,548	S *	12/2014	Thompson	D14/223				
D719,550	S *	12/2014	Yang	D14/223				
9,042,588	B2 *	5/2015	Aase	H04R 1/1041				
						381/380			
D733,101	S *	6/2015	Pi	D14/223				
D735,699	S *	8/2015	Yasuda	D14/223				
D742,860	S *	11/2015	Miyake	D14/223				
D746,792	S *	1/2016	Kim	D14/205				
D757,682	S *	5/2016	Perez	D14/205				
D762,196	S *	7/2016	Hsieh	D14/223				
D762,616	S *	8/2016	Hsieh	D14/205				
D773,435	S *	12/2016	Ott	D14/205				
D774,489	S *	12/2016	Loh Jun Kern	D14/205				
D784,298	S *	4/2017	Ozawa	D14/223				
D784,962	S *	4/2017	Yang	D14/223				
D796,488	S *	9/2017	Yoshimura	D14/223				
D796,489	S *	9/2017	Arimoto					
D801,314	S *	10/2017	Akana	D14/223				
D802,562	S *	11/2017	Baba	D14/223				
D803,184	S *	11/2017	Loh Jun Kern	D14/205				
D813,844	S *	3/2018	Stiff	D14/223				
D820,809	S *	6/2018	Akana	D14/205				
D822,009	S *	7/2018	Matoba	D14/223				
D829,193	S *	9/2018	Cai	D14/223				
D830,336	S *	10/2018	Cai	D14/205				
D830,345	S *	10/2018	Cai	D14/223				
D831,619	S *	10/2018	Matoba	D14/223				
D832,823	S *	11/2018	Xiao	D14/223				
D832,824	S *	11/2018	Kim	D14/223				
D847,794	S *	5/2019	Guo	D14/223				
D848,980	S *	5/2019	Kim	D14/223				
D848,982	S *	5/2019	Kim	D14/223				
D861,647	S *	10/2019	Chen	D14/223				
D864,165	S *	10/2019	Roberts	D14/223				
D864,169	S *	10/2019	Min	D14/223				
D869,445	S *	12/2019	Hu	D14/223				
D875,713	S *	2/2020	Kim	D14/205				
D877,722	S *	3/2020	Yang	D14/223				
D878,337	S *	3/2020	Yang	D14/223				
D883,960	S *	5/2020	Du	D14/223				
D884,682	S *	5/2020	Du	D14/223				
D887,396	S *	6/2020	Wang	D14/223				
D888,691	S *	6/2020	Liu	D14/223				
D889,436	S *	7/2020	Zhang	D14/223				
D890,138	S *	7/2020	Peng	D14/223				
D890,724	S *	7/2020	Li					
D893,462	S *	8/2020	Liu	D14/223				
D894,875	S *	9/2020	Zhao	D14/223				
D895,582	S *	9/2020	Wu	D14/223				
D896,206	S *	9/2020	Xu	D14/223				
D896,207	S *	9/2020	He	D14/223				
D905,018	S *	12/2020	Zhu	D14/223				
D905,019	S *	12/2020	Liu	D14/223				
D905,020	S *	12/2020	Du	D14/223				
D907,008	S *	1/2021	Yao	D14/223				
D908,114	S *	1/2021	Jung	D14/223				
D910,600	S *	2/2021	Zhang	D14/223				
D911,315	S *	2/2021	Hutchison	D14/223				
D912,011	S *	3/2021	Zhao	D14/205				
D914,646	S *	3/2021	Yang	D14/223				
D914,647	S *	3/2021	Yang	D14/223				
D914,652	S *	3/2021	Chen	D14/223				
D916,058	S *	4/2021	Wu	D14/223				
D916,683	S *	4/2021	Yao	D14/223				
D916,684	S *	4/2021	Fang	D14/223				
D916,685	S *	4/2021	Fang	D14/223				
D918,182	S *	5/2021	Chen	D14/223				
D920,293	S *	5/2021	Chen	D14/223				
2009/0136074	A1 *	5/2009	Chang	H04R 1/06				
						381/380			
2012/0003937	A1 *	1/2012	Zhong	H04R 1/1091				
						455/41.3			
2012/0237074	A1 *	9/2012	Aase	H04R 1/1075				
						381/380			
2013/0004011	A1 *	1/2013	Hayashida	H04R 1/345				
						381/380			
2020/0068283	A1 *	2/2020	Chou	H04R 1/1075				

FOREIGN PATENT DOCUMENTS

EM 008533988-0001 * 5/2021
 JP D1680084 * 2/2021

* cited by examiner

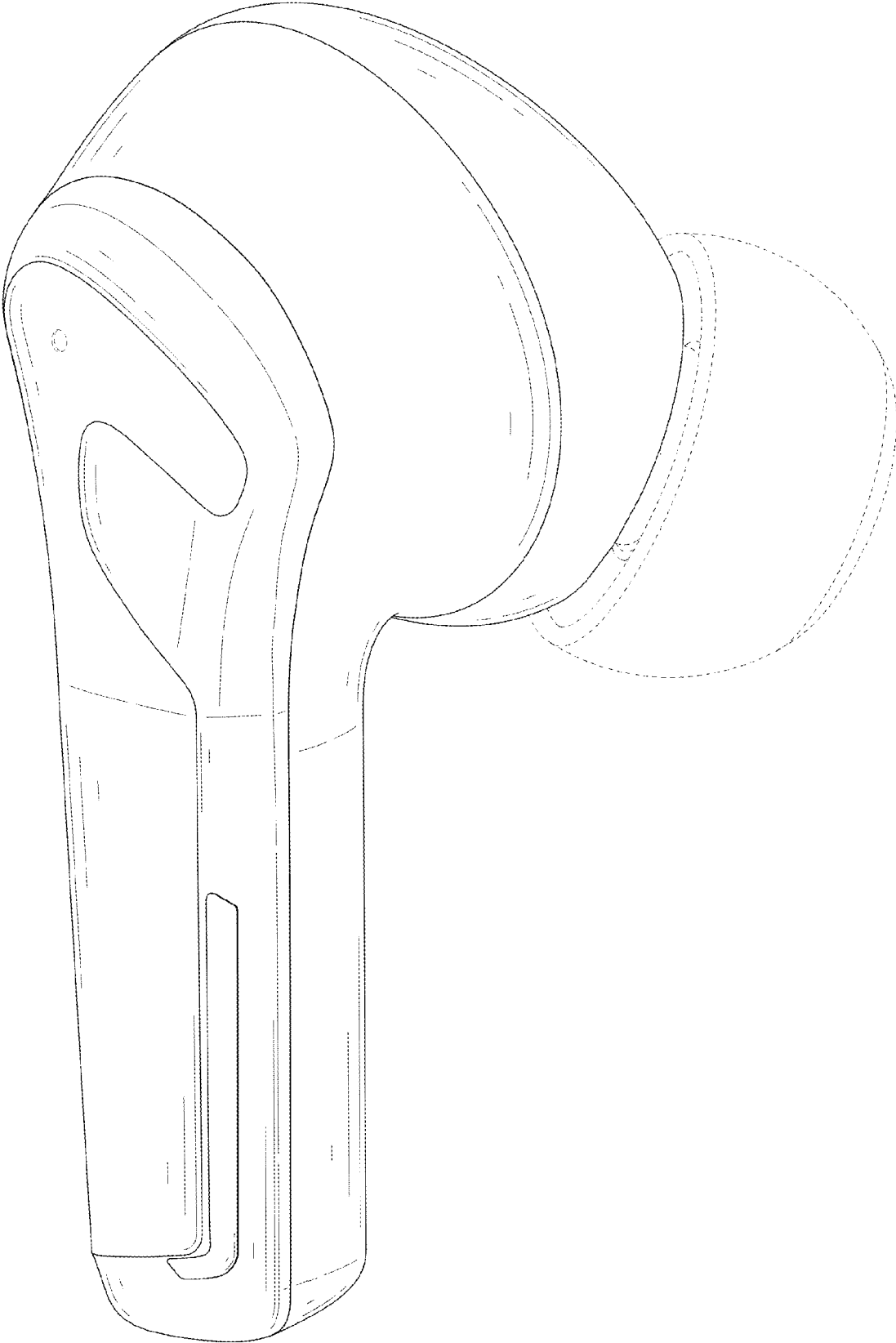


FIG. 1

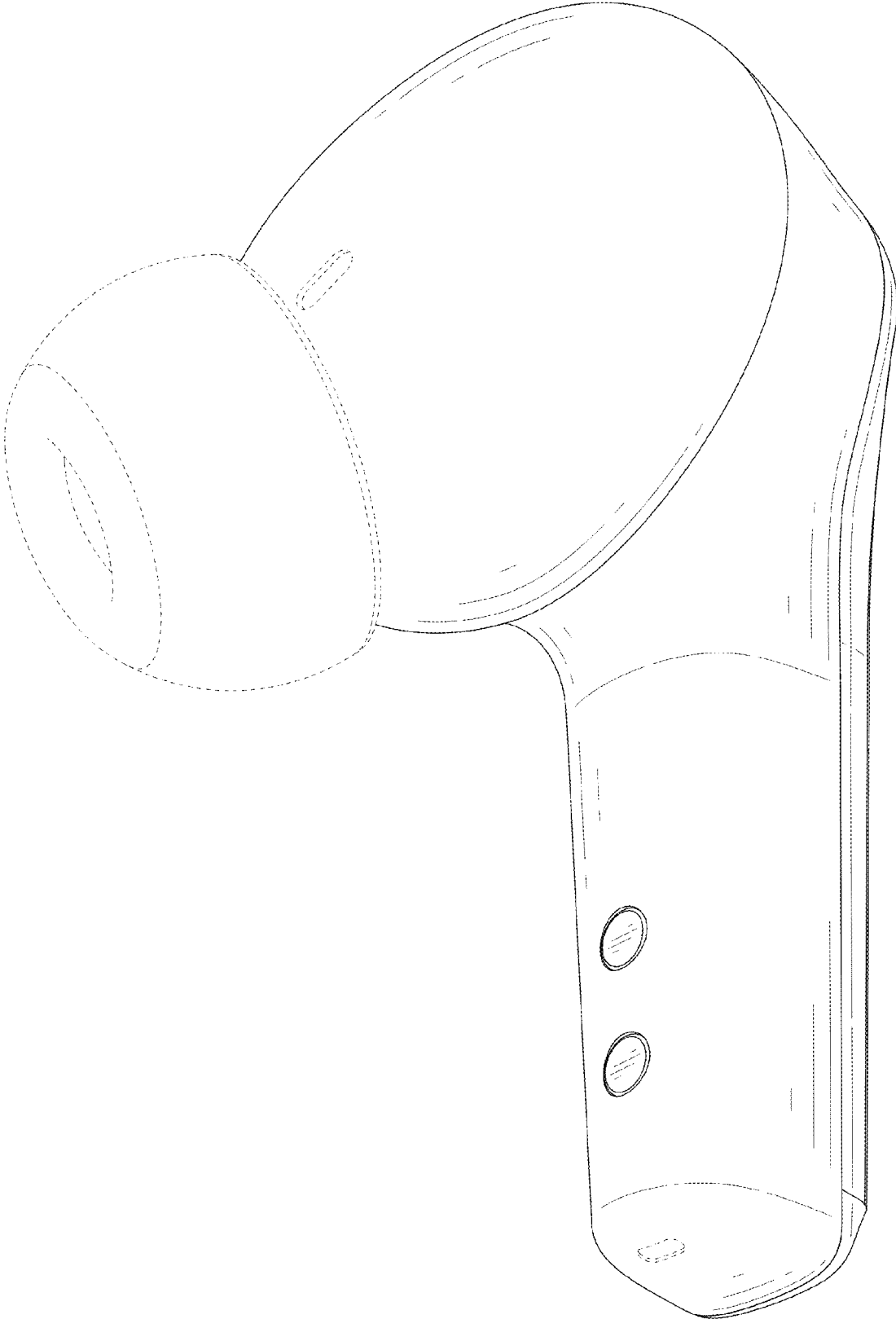


FIG. 2

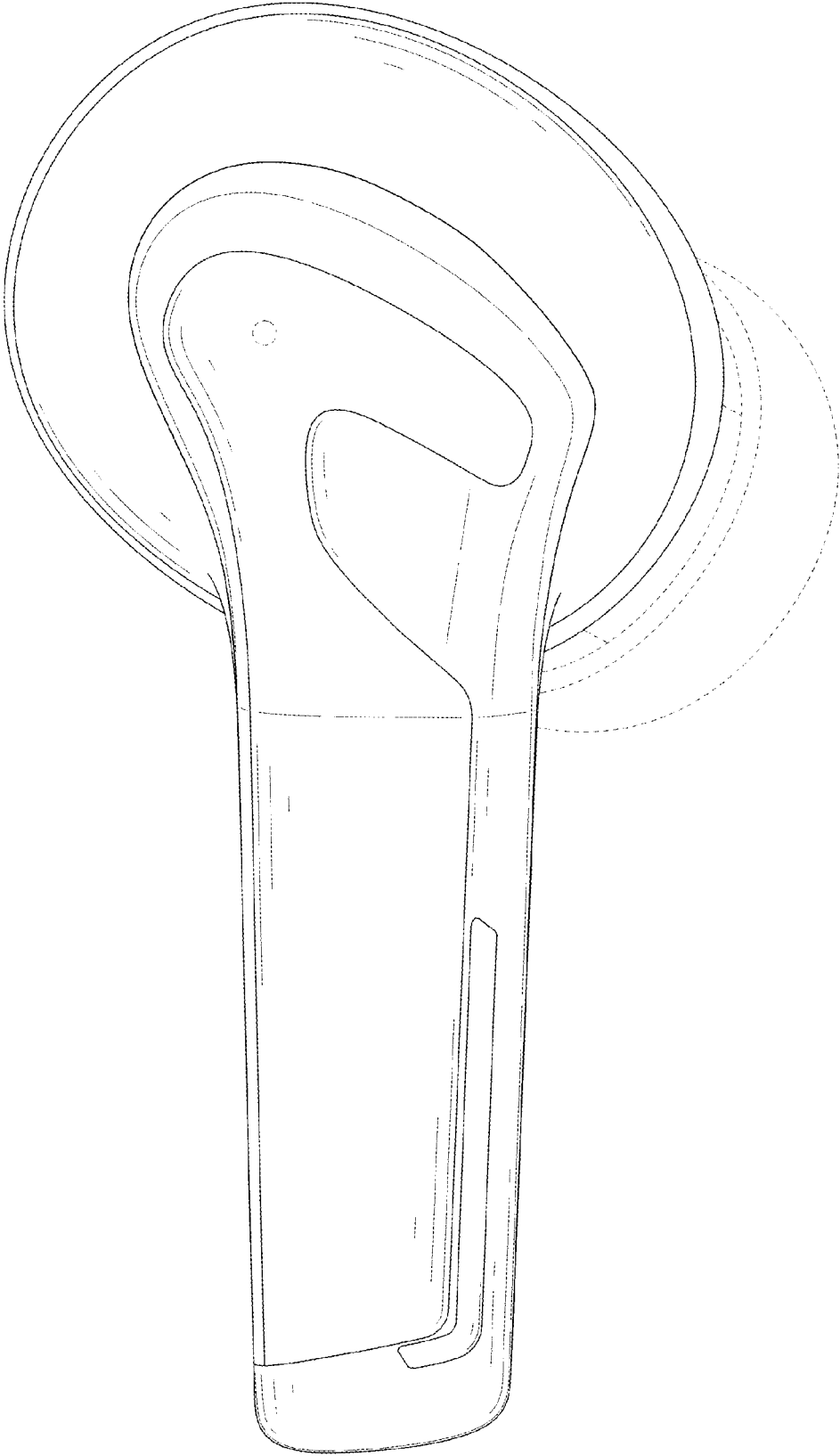


FIG. 3

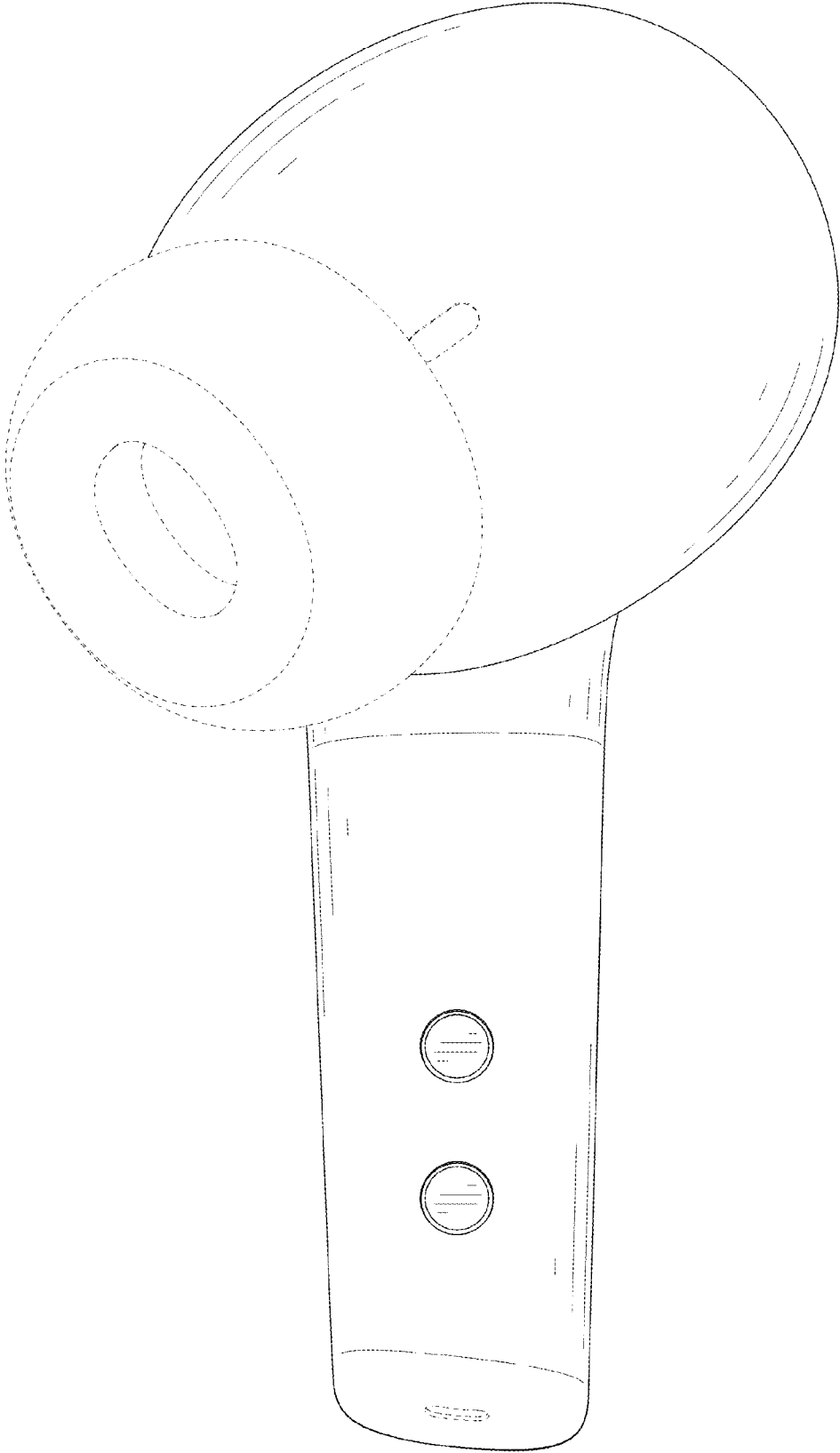


FIG. 4

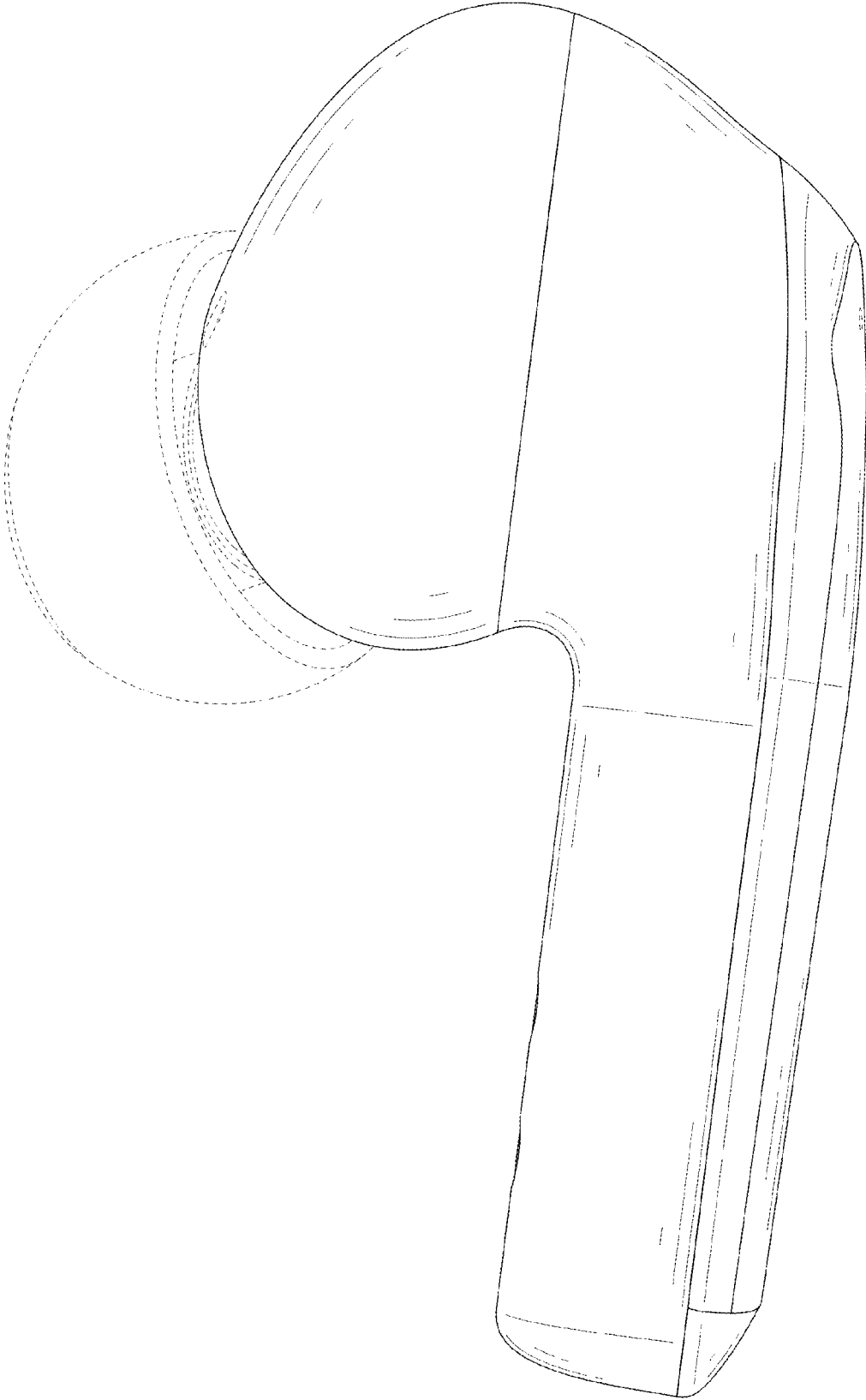


FIG. 5

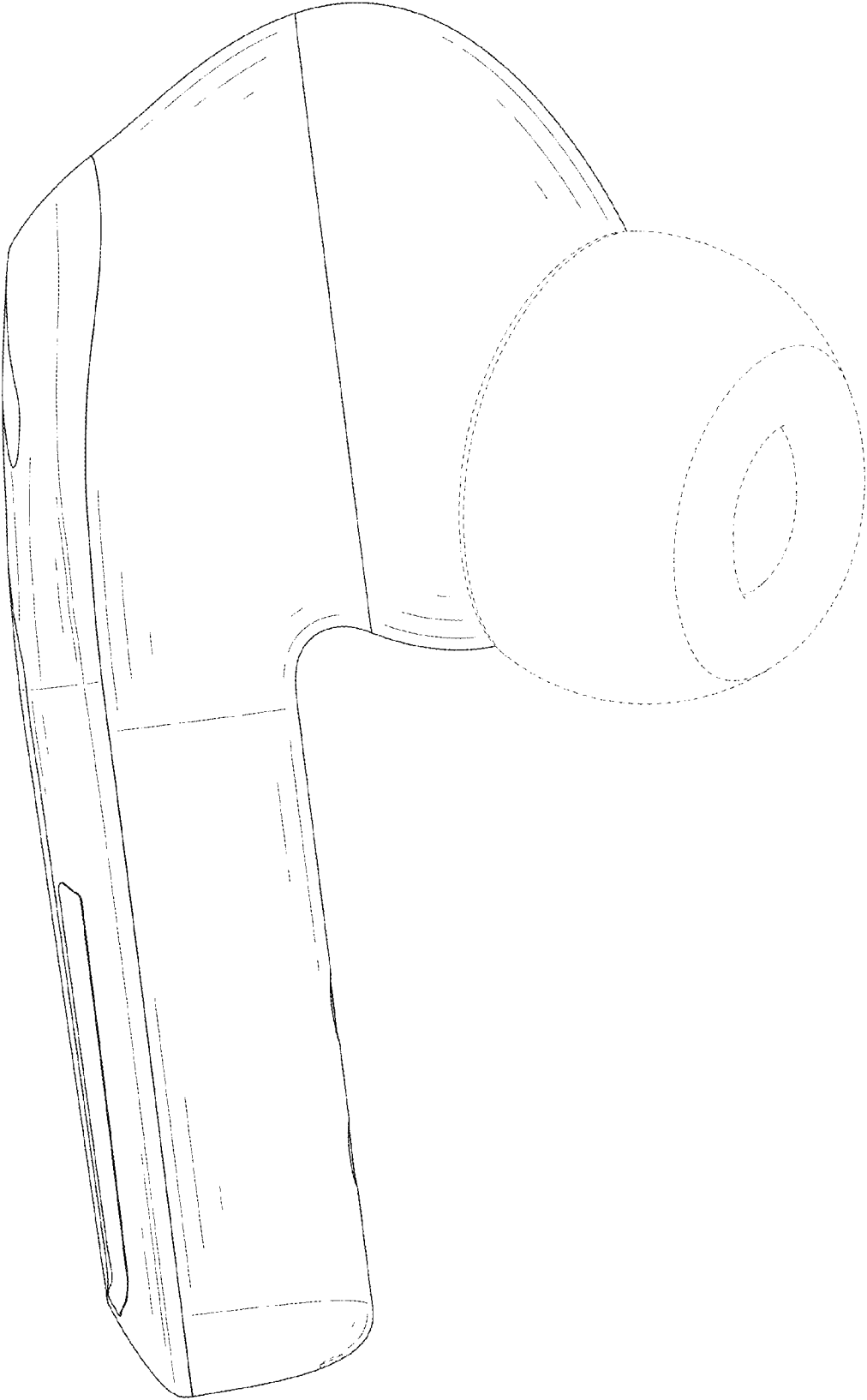


FIG. 6




FIG. 7

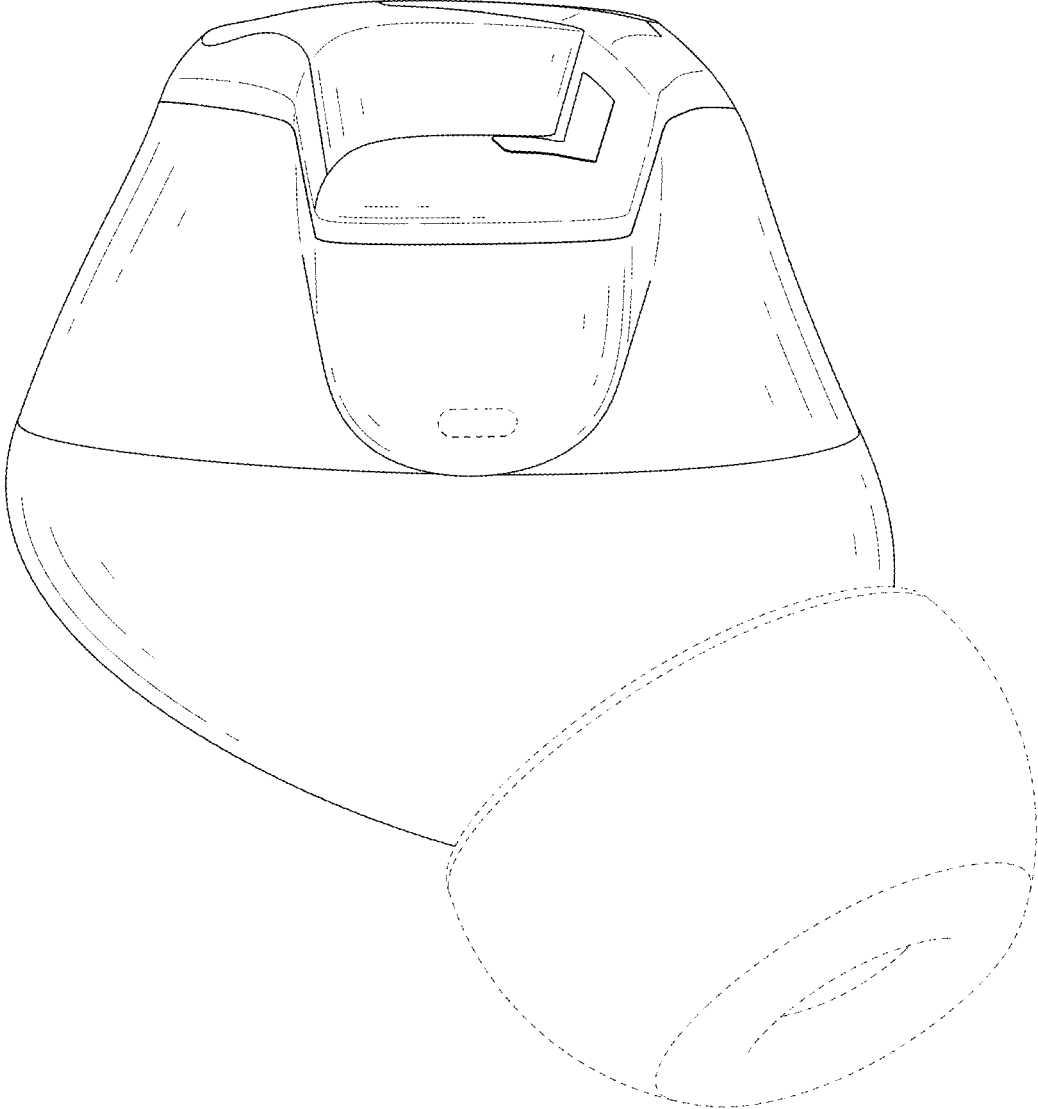


FIG. 8