



US00D397065S

United States Patent [19]

[11] Patent Number: **Des. 397,065**

Uematsu et al.

[45] Date of Patent: ****Aug. 18, 1998**

[54] **MOTOR VEHICLE**

D. 367,441 2/1996 Taylor et al. D12/91

[75] Inventors: **Takahiro Uematsu; Toru Takagi; Akihiro Sugita**, all of Kanagawa, Japan

OTHER PUBLICATIONS

Isuzumotors "MU type S" in Japanese Motor Vehicle Guide-book issued Oct. 25, 1996 (3 pages).

[73] Assignee: **Isuzu Motors Limited**, Kanagawa, Japan

Primary Examiner—Melody N. Brown
Attorney, Agent, or Firm—Sughrue, Mion, Zinn, Macpeak & Seas, PLLC

[**] Term: **14 Years**

[57] CLAIM

[21] Appl. No.: **75,320**

The ornamental design for a motor vehicle, as shown and described.

[22] Filed: **Aug. 28, 1997**

[30] Foreign Application Priority Data

DESCRIPTION

Mar. 5, 1997 [JP] Japan 9-6269

FIG. 1 is a perspective view of the top, front and right side of a motor vehicle showing our new design;

[51] **LOC (6) Cl.** **12-08**

[52] **U.S. Cl.** **D12/91**

FIG. 2 is a perspective view of the top, rear and right side thereof;

[58] **Field of Search** D12/90-92, 82, D12/96, 99; 296/185

FIG. 3 is a right side elevational view, the left side elevational view being a mirror image thereof;

FIG. 4 is a top plan view thereof;

FIG. 5 is a front elevational view thereof;

FIG. 6 is a rear elevational view thereof; and,



FIG. 7 is a bottom plan view thereof.

[56] References Cited

U.S. PATENT DOCUMENTS

- D. 318,823 8/1991 Wada et al. D12/91
- D. 318,827 8/1991 Wada et al. D12/91
- D. 318,829 8/1991 Wada et al. D12/96

1 Claim, 6 Drawing Sheets



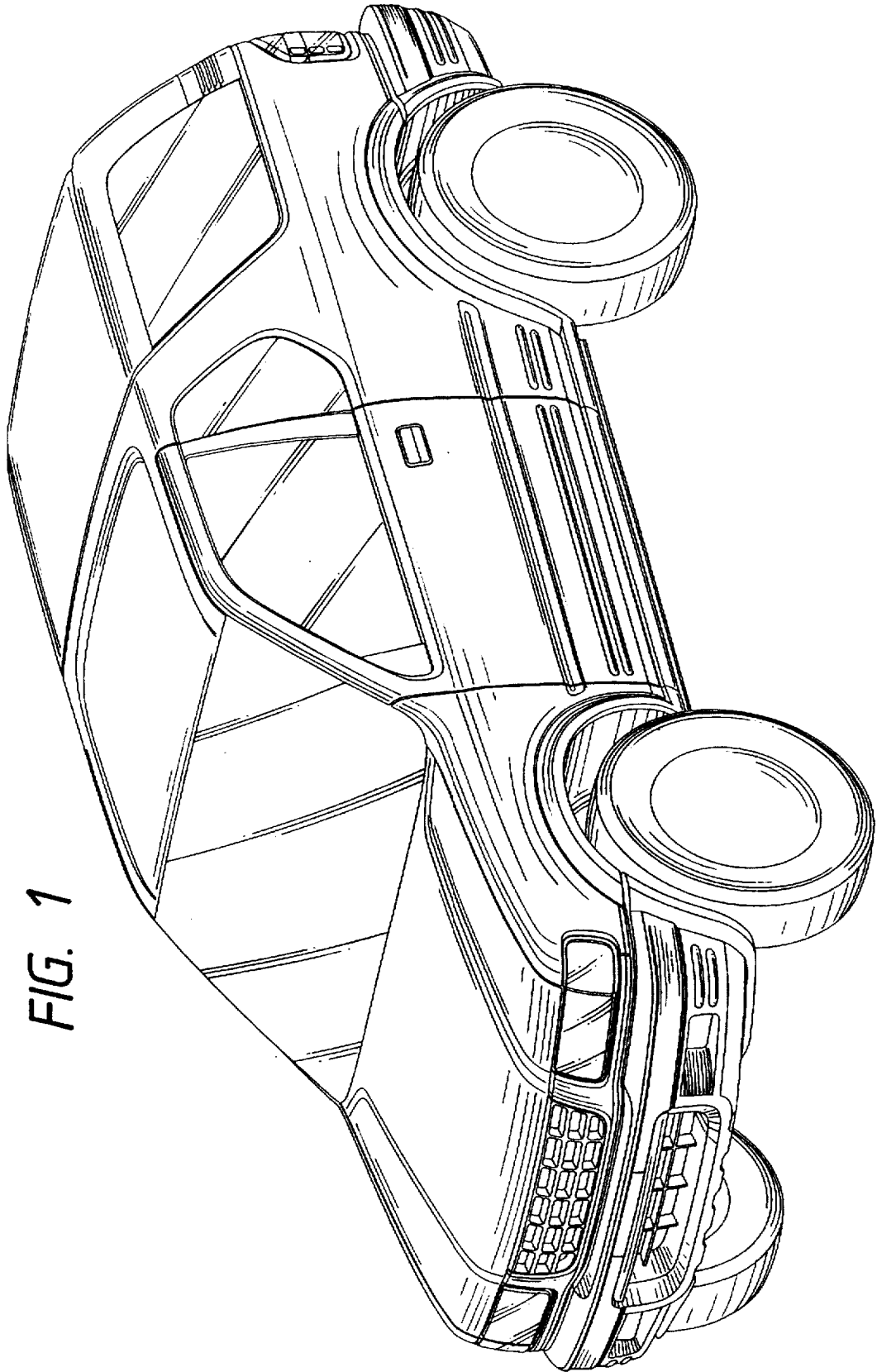


FIG. 1

FIG. 2

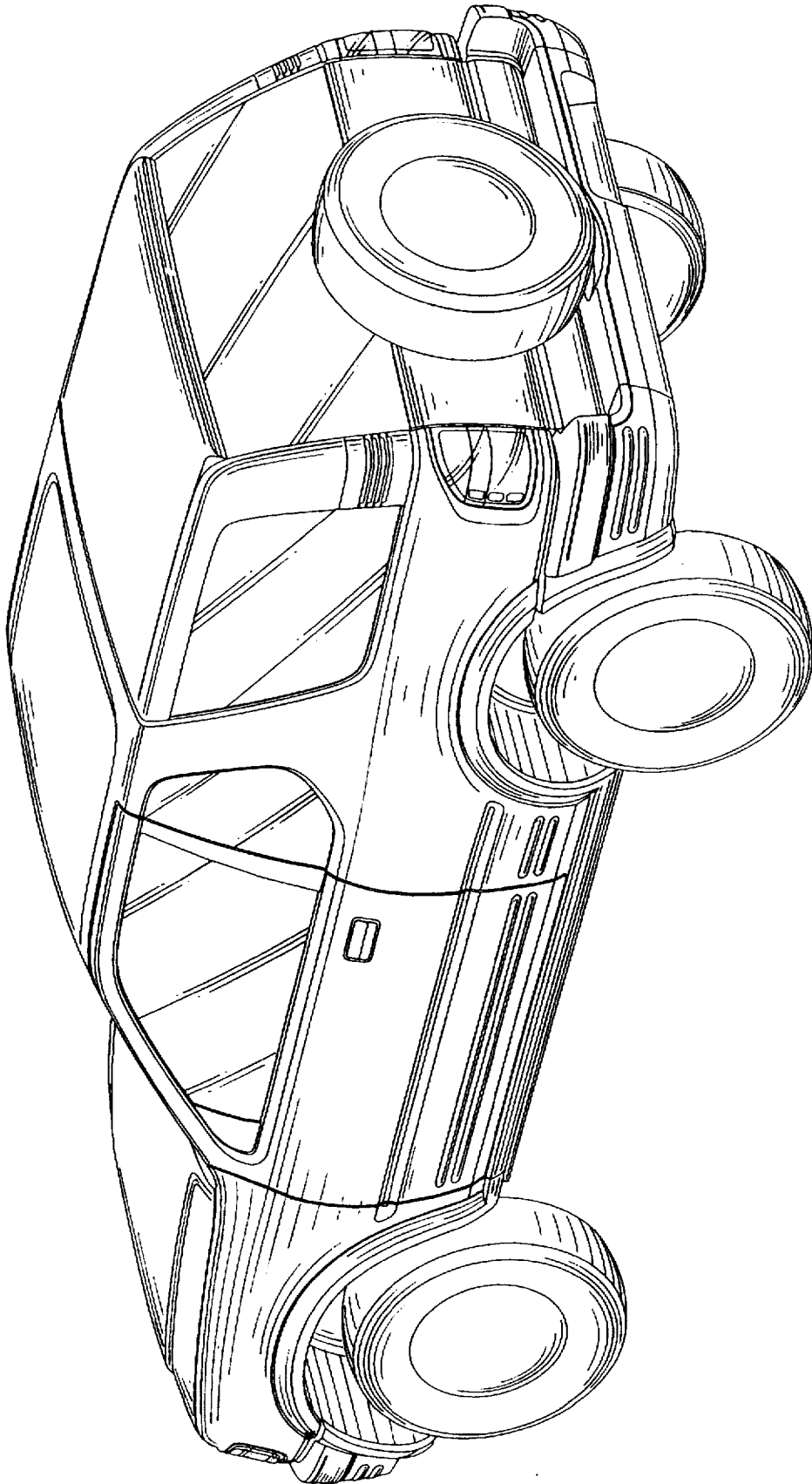


FIG. 3

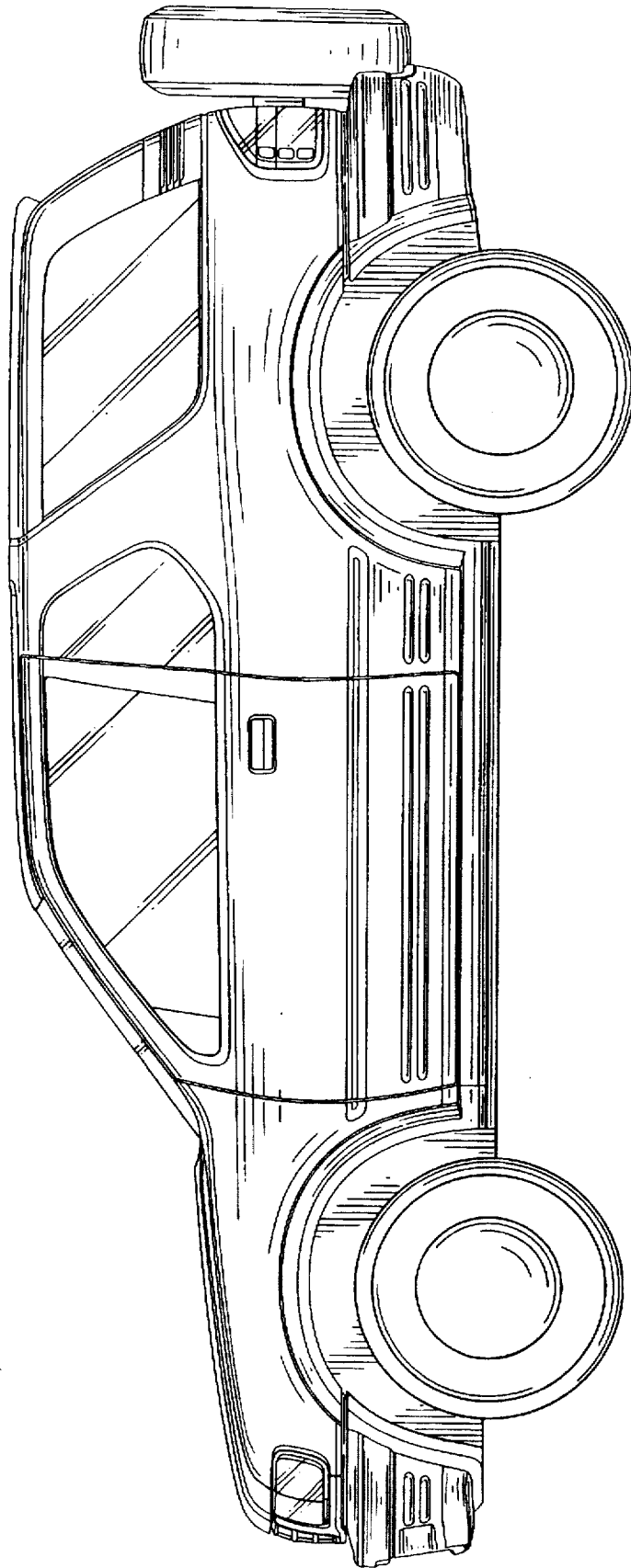


FIG. 4




FIG. 5




FIG. 6

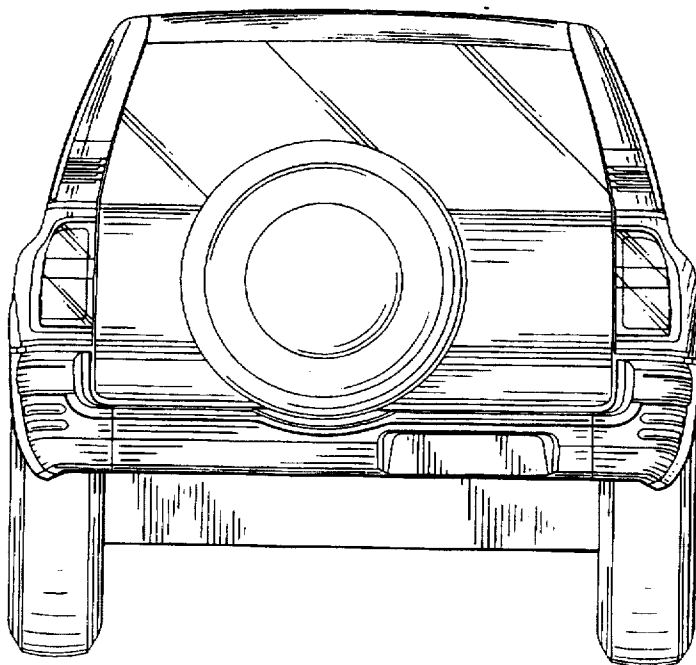


FIG. 7

