



US00D491364S

(12) **United States Design Patent**
Vish et al.

(10) **Patent No.:** **US D491,364 S**

(45) **Date of Patent:** **** Jun. 15, 2004**

(54) **EARPHONE CARRYING CASE**
(75) Inventors: **Ronald J. Vish**, West Roxbury, MA
(US); **Jason E Short**, Cambridge, MA
(US)

5,887,720 A * 3/1999 Lin 206/702
D432,344 S * 10/2000 Eskandry D6/632
D435,385 S * 12/2000 Eskandry D6/633
6,186,321 B1 * 2/2001 Eskandry 206/308.1
D456,200 S * 4/2002 Eskandry D6/631
D466,282 S * 12/2002 Wardlaw D3/205

(73) Assignee: **Shure Incorporated**, Niles, IL (US)

* cited by examiner

(**) Term: **14 Years**

Primary Examiner—Philip S. Hyder

(21) Appl. No.: **29/181,673**

(74) *Attorney, Agent, or Firm*—Banner & Witcoff, Ltd.

(22) Filed: **May 14, 2003**

(57) **CLAIM**

(51) **LOC (7) Cl.** **03-01**

The ornamental design for an earphone carrying case, as shown and described.

(52) **U.S. Cl.** **D3/301; D3/218**

DESCRIPTION

(58) **Field of Search** D3/201, 205, 218,
D3/373, 289, 301; 206/38, 702, 521, 523,
701, 810; D28/82

FIG. 1 is a perspective view of the earphone carrying case design;

FIG. 2 is a is top view thereof;

FIG. 3 is a side view thereof; and,

FIG. 4 is a front view thereof.

The details shown in broken lines are for illustrative purposes only and form no part of the claimed design.

(56) **References Cited**

U.S. PATENT DOCUMENTS

D333,560 S * 3/1993 Miyashita et al. D3/294
D333,917 S * 3/1993 Daido et al. D3/294
D383,620 S * 9/1997 Smith et al. D6/407

1 Claim, 1 Drawing Sheet

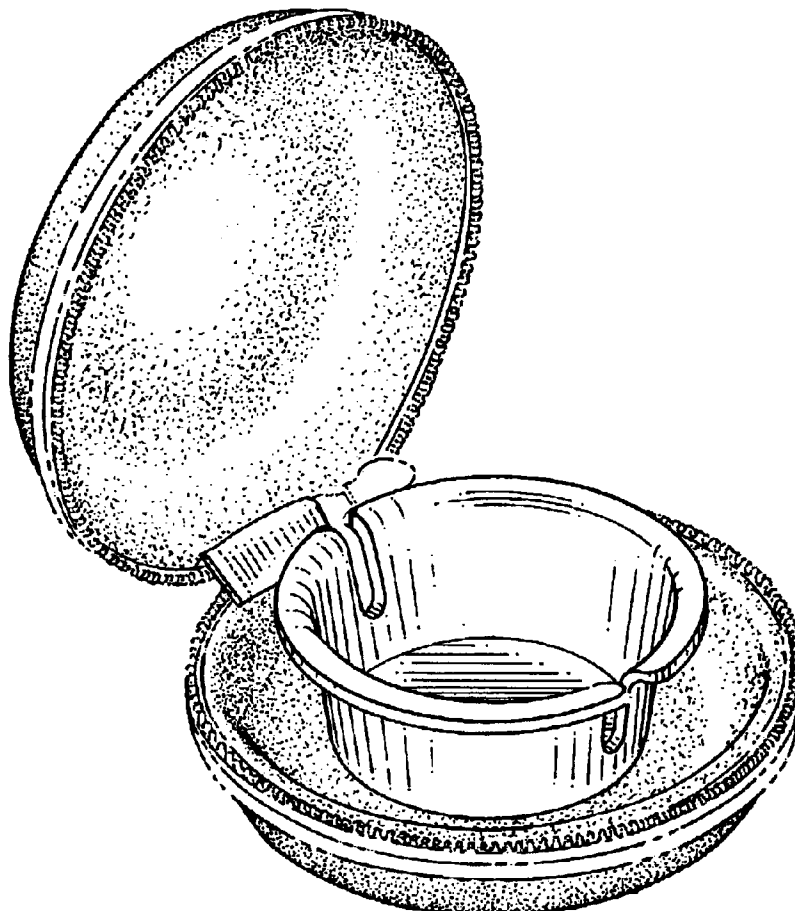


FIG. 1

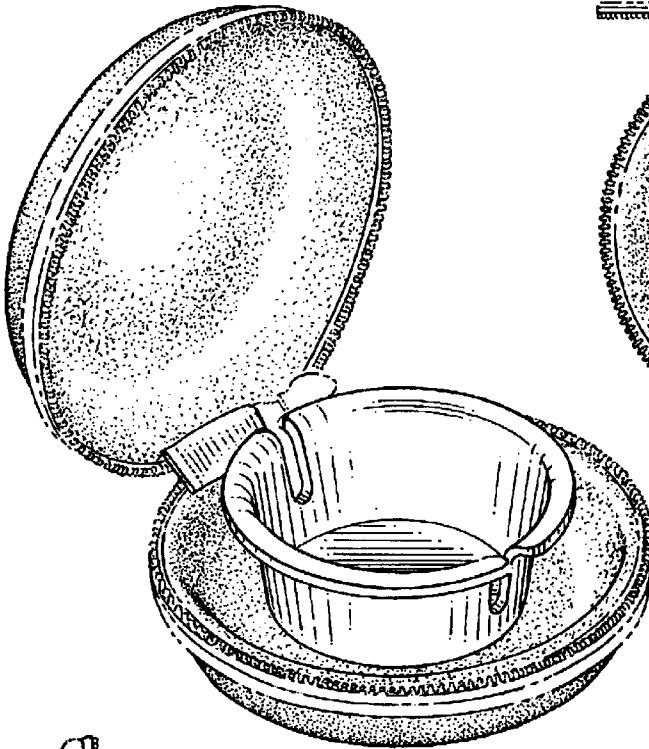


FIG. 2

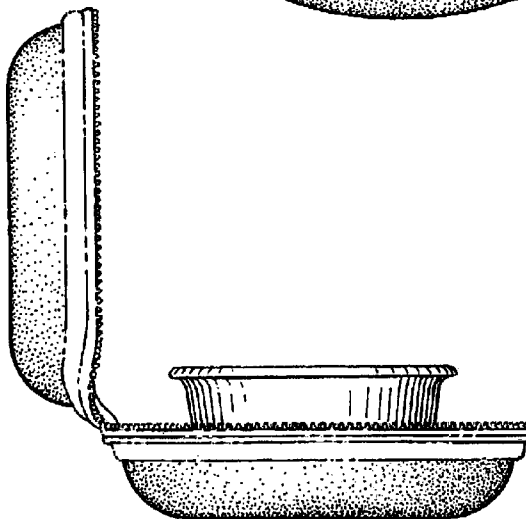
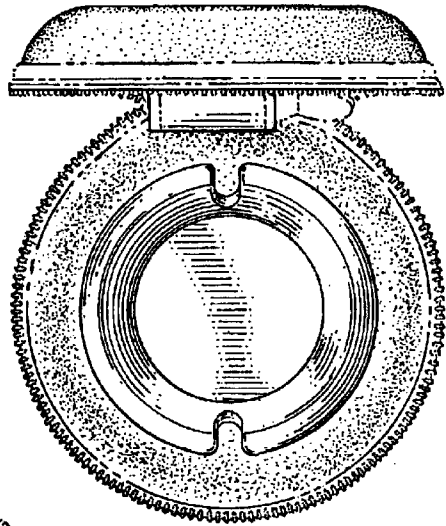


FIG. 3

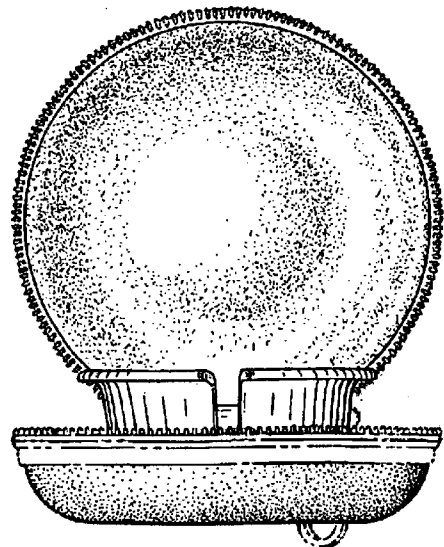


FIG. 4