



US00D551350S

(12) **United States Design Patent** (10) **Patent No.:** **US D551,350 S**  
**Lorimer et al.** (45) **Date of Patent:** **\*\* Sep. 18, 2007**

(54) **MEDICAL INSTRUMENT**

(75) Inventors: **Kevin Lorimer**, Oxon (GB); **John Griffiths**, Derbyshire (GB); **David Wykes**, Seattle, WA (US); **Ian Heseltine**, London (GB); **Philip Stankus**, West Sussex (GB); **Oliver Bishop**, Hampshire (GB); **Nick Smart**, West Sussex (GB)

(73) Assignee: **Oxford Biosensors Limited**, Yarnton (GB)

(\*\*) Term: **14 Years**

(21) Appl. No.: **29/204,416**

(22) Filed: **Apr. 29, 2004**  
(Under 37 CFR 1.47)

(30) **Foreign Application Priority Data**

Apr. 5, 2004 (EM) ..... 000166483

(51) **LOC (8) Cl.** ..... **24-01**

(52) **U.S. Cl.** ..... **D24/186**

(58) **Field of Classification Search** ..... D24/138,  
D24/165, 169, 186; D14/387; 600/300,  
600/479-481, 484, 485, 495, 499-500, 502,  
600/503, 508, 519, 528, 532, 538, 549  
See application file for complete search history.

(56) **References Cited**

**U.S. PATENT DOCUMENTS**

5,630,664 A \* 5/1997 Farrelly ..... 600/508  
D414,870 S \* 10/1999 Saltzstein et al. .... D24/186  
D426,833 S \* 6/2000 Vanelli ..... D14/387  
6,167,412 A \* 12/2000 Simons ..... 600/300

D495,800 S \* 9/2004 Kaar et al. .... D24/169  
D510,625 S \* 10/2005 Widener et al. .... D24/186  
D535,031 S \* 1/2007 Barrett et al. .... D24/186  
D537,164 S \* 2/2007 Shigemori et al. .... D24/138

**OTHER PUBLICATIONS**

“Better by Design: The Humanising Technology Project,” “Medical Device Technology,” Nov. 2003, Advanstar Publication, United Kingdom.

(Continued)

*Primary Examiner*—Catherine R. Oliver

*Assistant Examiner*—Mark Cavanna

(74) *Attorney, Agent, or Firm*—Quarles & Brady; George E. Haas

(57) **CLAIM**

The ornamental design for medical instrument, as shown and described.

**DESCRIPTION**

In a preferred embodiment, the nature of this product is as a medical instrument primarily useful for monitoring or treating medical patients.

FIG. 1 is a perspective view of a medical instrument embodying the new design;

FIG. 2 is a front elevational view thereof;

FIG. 3 is a rear elevational view thereof;

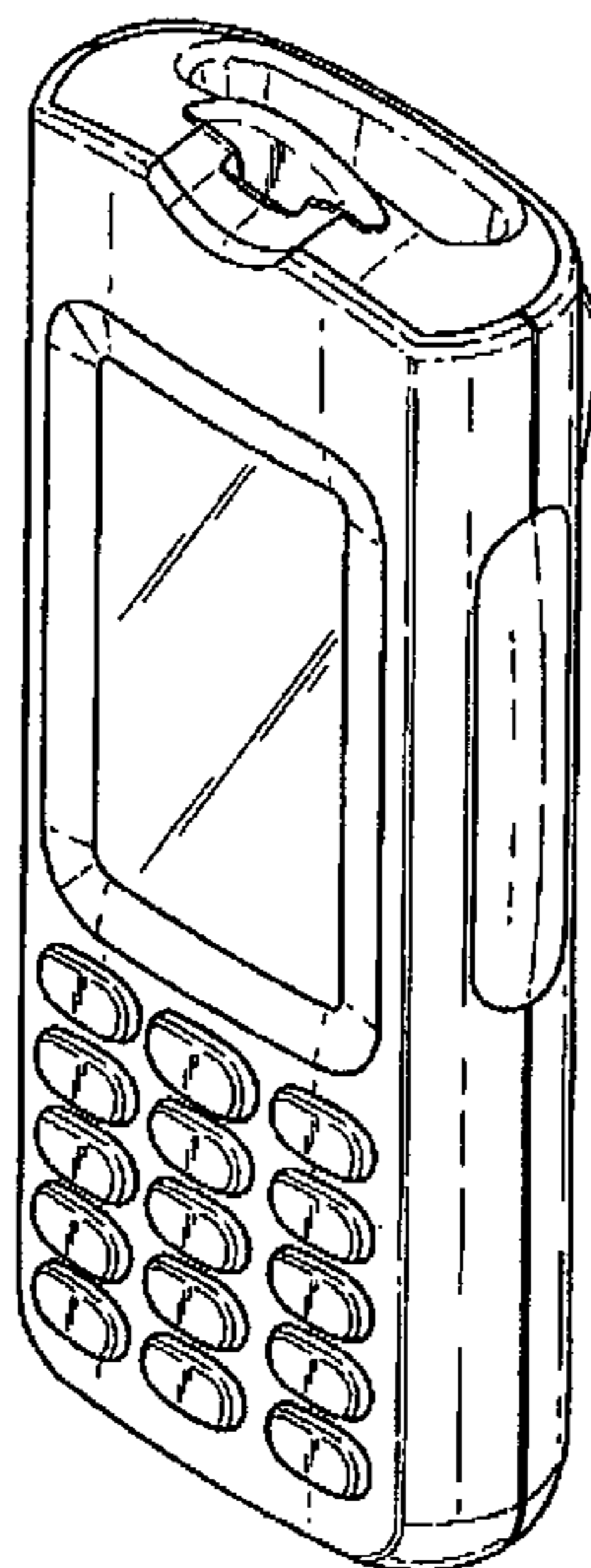
FIG. 4 is a top plan view thereof;

FIG. 5 is a bottom plan view thereof;

FIG. 6 is a left right side elevational view thereof; and,

FIG. 7 is a right side elevational view thereof.

**1 Claim, 4 Drawing Sheets**



OTHER PUBLICATIONS

“Focus on Technology,” “Talking Sense: The Oxford Biosensors Newsletter,” Spring/Summer 2004, See p. 3 of pp. 1-4, Oxford Biosensors, Yarnton, United Kingdom.

Will Colon, “Microanalysis; Biosensors at the Point of Care,” “MST News: Biomicrotechnology,” Feb. 2004, Volume No. 1/04.

“From Technical Development to Commercial Reality,” “News Review: The Operating Theatre Journal,” Jan./Feb. 2004, 27.5, Humanising Technology.

“Six on a Strip,” “Medical Laboratory World,” Feb. 2004, vol. 13, The Design Council.

“Multi-Parameter, Hand-Held POC System,” “Clinical Laboratory International,” Feb./Mar. 2004, vol. 36.

“From Technical Development to Commercial Reality,” “Cardiology News,” Feb./Mar. 2004; vol. 13, Humanising Technology.

“UK Design Council Helps Diagnostic Product Break New Ground,” “European Medical Device Manufacturer,” Mar./Apr. 2004, vol. 71; The Design Council.

“Multisense Cardiac Risk Test,” “Cardiology News Product Guide,” 2004/2005, vol. 9.

“Multi-Parameter Analysis,” “Inside Hospitals,” Apr. 2004, vol. 26.5; Humanising Technology.

“Making Perfect Sense,” WWW.LABNEWS.CO.UK, Jul. 2004, United Kingdom.

Will Colon, “Better by Design; The Humanising Technology Project,” “Medical Device Technology,” Nov. 2003, Advanstar Publication, United Kingdom.

\* cited by examiner

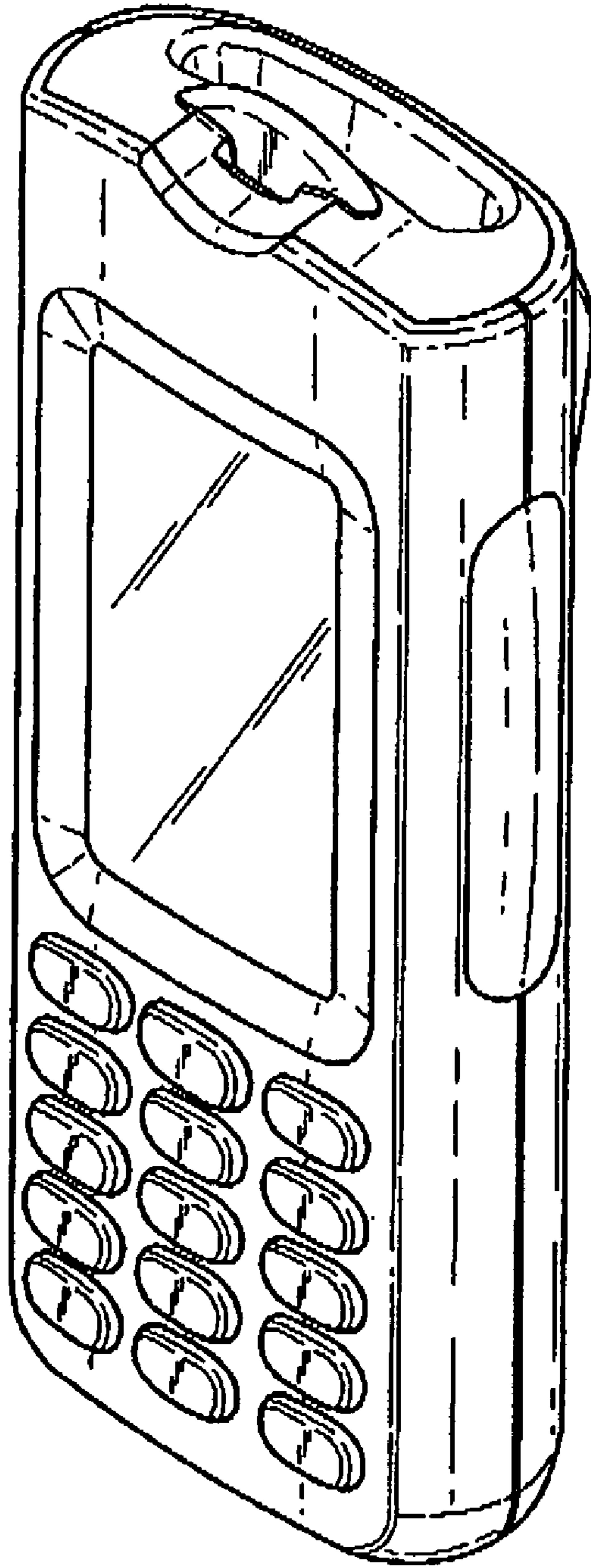


Fig. 1.

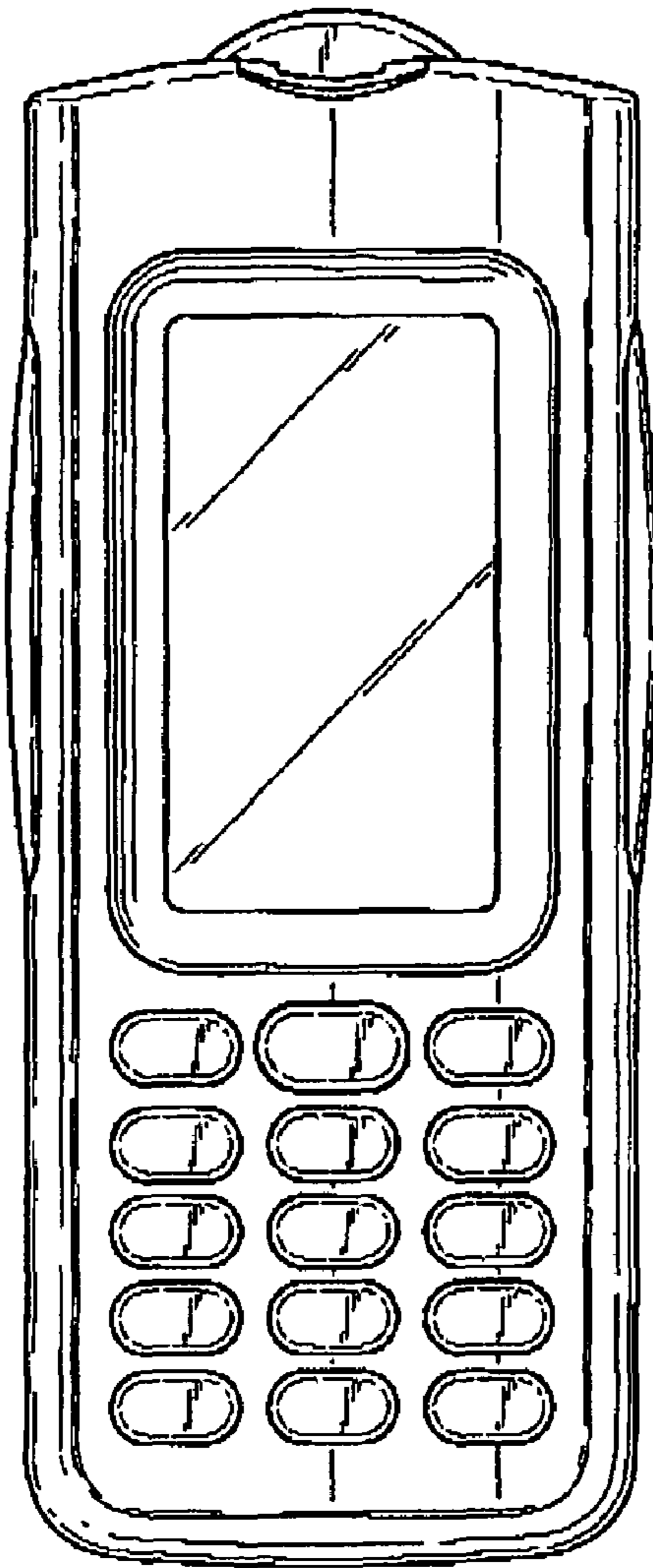


Fig.2.

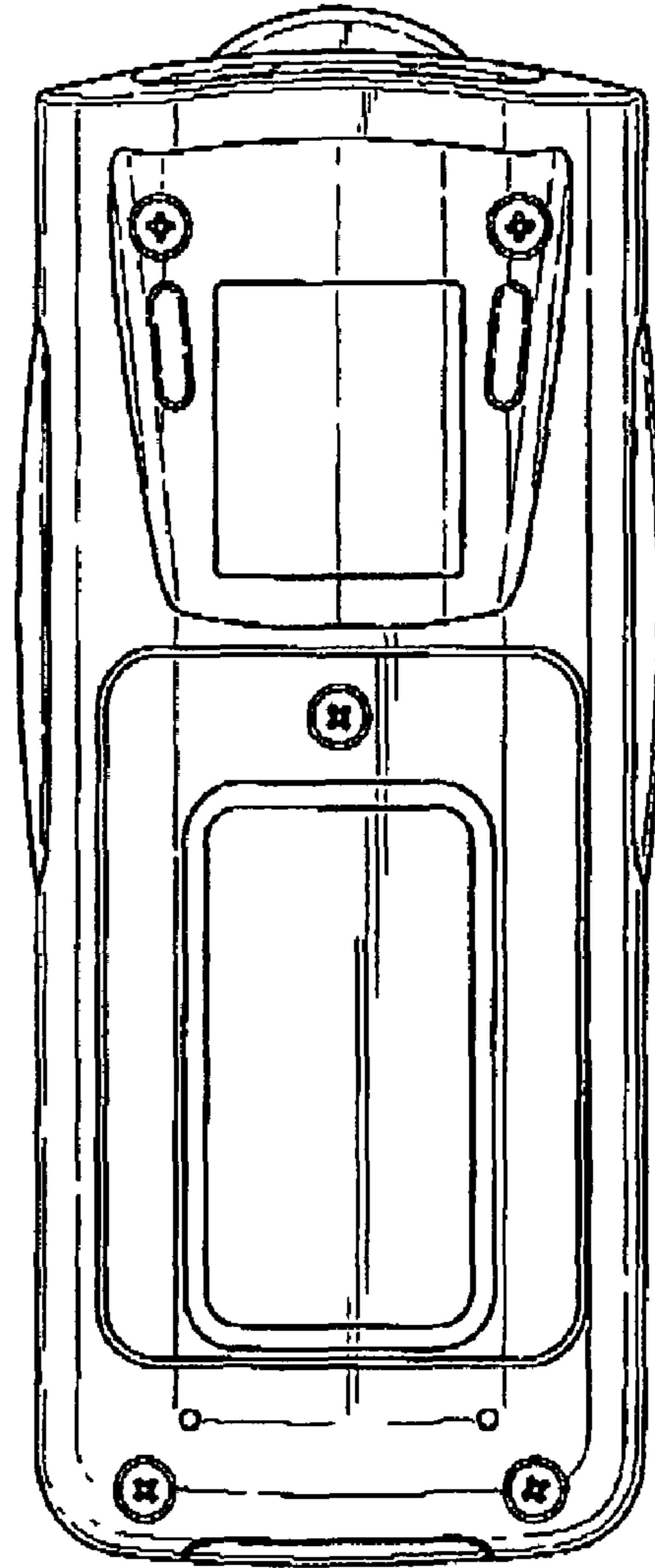


Fig.3.




Fig.4.




Fig.5.

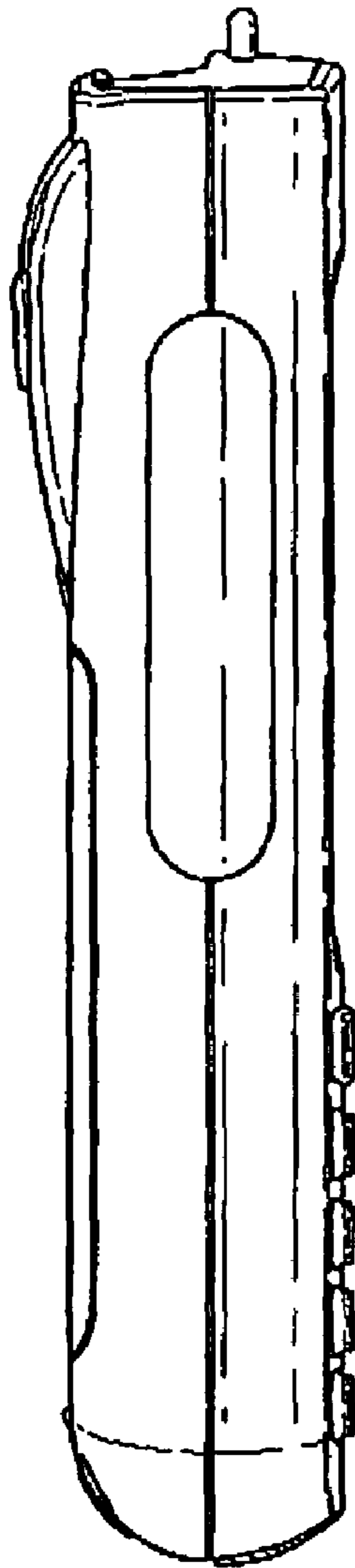


Fig.6.

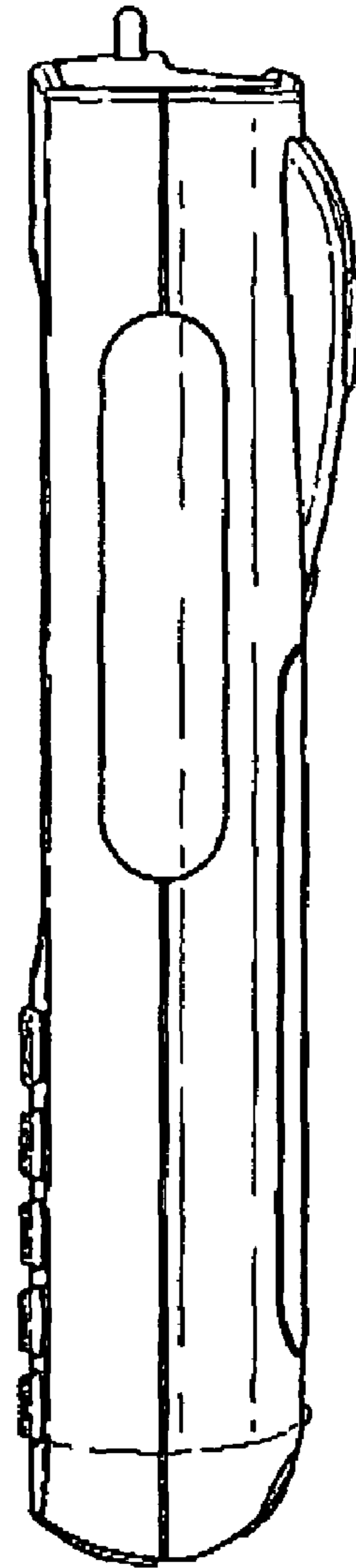


Fig.7.