



US00D760222S

(12) **United States Design Patent**  
**Peng et al.**

(10) **Patent No.:** **US D760,222 S**

(45) **Date of Patent:** **\*\* Jun. 28, 2016**

(54) **STORAGE DEVICE**

(71) Applicant: **Western Digital Technologies, Inc.**,  
Irvine, CA (US)

(72) Inventors: **Steven T. Peng**, Irvine, CA (US); **Mark Sterzick**, Torrance, CA (US)

(73) Assignee: **Western Digital Technologies, Inc.**,  
Irvine, CA (US)

(\*\*) Term: **14 Years**

(21) Appl. No.: **29/507,576**

(22) Filed: **Oct. 29, 2014**

(51) **LOC (10) Cl.** ..... **14-02**

(52) **U.S. Cl.**

USPC ..... **D14/358**

(58) **Field of Classification Search**

USPC ..... D14/300-302, 314, 348-370, 383-385,  
D14/435, 496, 125, 135, 155, 240-242,  
D14/299; D13/103, 119, 162, 184, 199,  
D13/147, 158, 123; D10/65, 75, 78;  
D9/432; D3/273

CPC ..... H01R 4/32; H01R 4/60; H01R 4/36;  
H01R 11/12; H01R 4/363; H01R 4/366;  
H01R 4/301; G11B 33/027; G11B 33/122;  
G11B 33/124; G11B 33/022; G11B 33/025

See application file for complete search history.

(56) **References Cited**

**U.S. PATENT DOCUMENTS**

D304,323 S *	10/1989	Cranston, III	.....	D14/313
D310,354 S *	9/1990	Moriconi	.....	D14/367
D322,779 S *	12/1991	Ito	.....	D14/362
D337,576 S	7/1993	Sharp		
D337,760 S *	7/1993	Schneider	.....	D14/370
D350,333 S	9/1994	Sharp		
D360,879 S *	8/1995	Gronwall	.....	D13/162
D380,200 S	6/1997	Hill		

D392,622 S *	3/1998	Lee	.....	D14/365
D393,632 S *	4/1998	Sherry	.....	D14/435
D399,191 S	10/1998	Corrington et al.		
D422,572 S *	4/2000	Oura	.....	D14/364
D425,495 S *	5/2000	Chiodo	.....	D14/356
D442,585 S	5/2001	Toussi et al.		
D456,404 S *	4/2002	Small	.....	D14/364
D492,683 S *	7/2004	Nishio	.....	D14/367
D558,817 S *	1/2008	Katayama	.....	D14/496
D563,994 S	3/2008	Liu		
D568,881 S *	5/2008	Hsiao	.....	D14/356
D577,719 S *	9/2008	Kobeli	.....	D14/300
D581,412 S *	11/2008	Yang	.....	D14/349
D602,019 S	10/2009	Wang et al.		
D602,934 S	10/2009	Cao et al.		
D608,359 S *	1/2010	Yu	.....	D14/364

(Continued)

**OTHER PUBLICATIONS**

Steven T. Peng, et al., U.S. Appl. No. 29,470,544, filed Oct. 22, 2013, 16 pages.

*Primary Examiner* — Rosemary K Tarcza  
*Assistant Examiner* — Nathaniel D Buckner

(57)

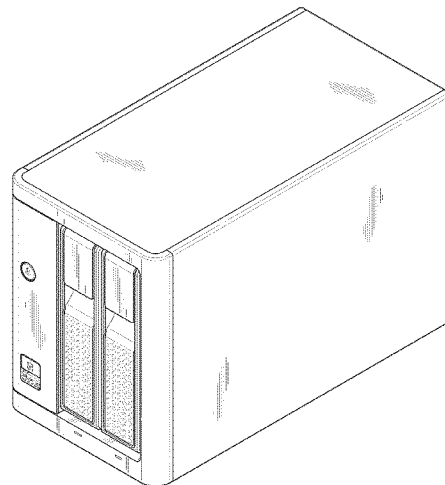
**CLAIM**

The ornamental design for a storage device, as shown and described.

**DESCRIPTION**

FIG. 1 is a top, front and side perspective view of a first embodiment of a storage device embodying the new design. FIG. 2 is a front view thereof. FIG. 3 is a back view thereof. FIG. 4 is a first side view thereof. FIG. 5 is a second side view thereof. FIG. 6 is a top view thereof; and, FIG. 7 is a bottom view thereof. The broken lines shown in the figures illustrate portions of the article that form no part of the claimed design.

**1 Claim, 7 Drawing Sheets**



(56)

**References Cited**

U.S. PATENT DOCUMENTS

D621,282 S 8/2010 Yagi  
D625,718 S \* 10/2010 Lee ..... D14/349  
D647,902 S 11/2011 Kihl et al.

8,215,727 B2 \* 7/2012 Barrall ..... G06F 1/187  
312/223.2  
D689,050 S 9/2013 Chong et al.  
D695,289 S \* 12/2013 Yamazaki ..... D14/364  
D707,667 S 6/2014 Kono et al.

\* cited by examiner

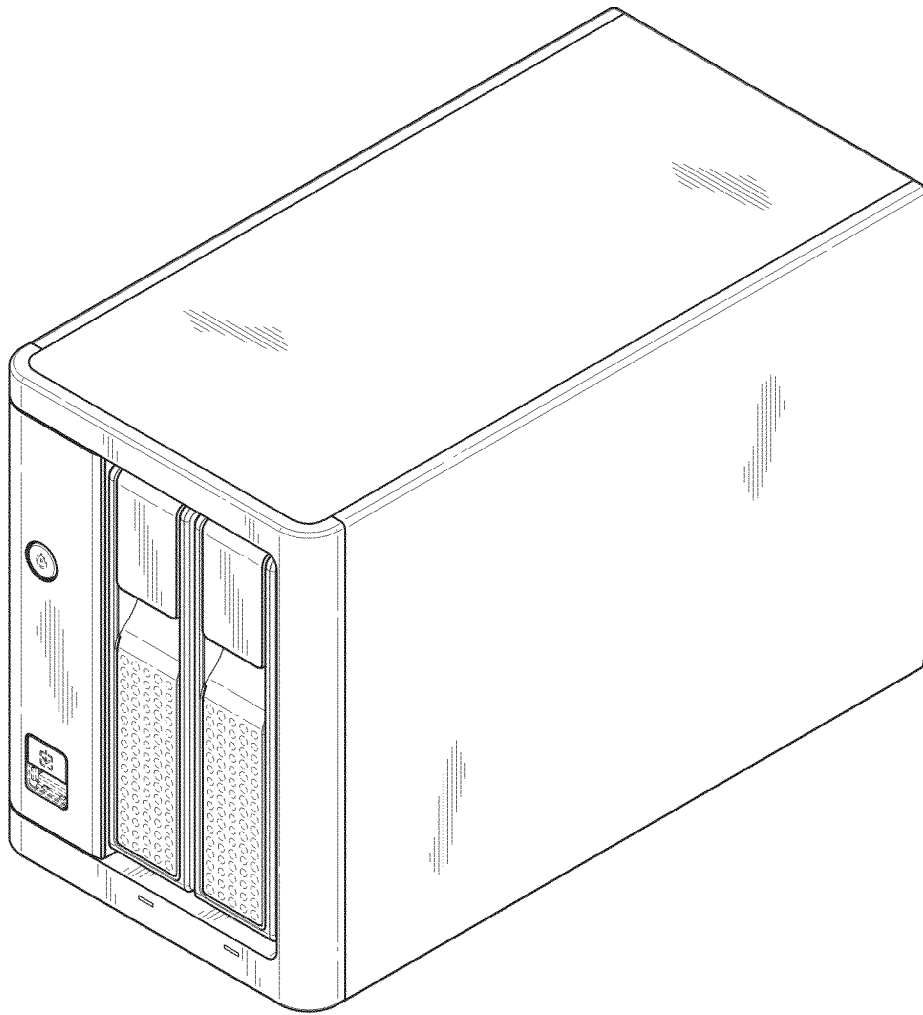


FIG. 1

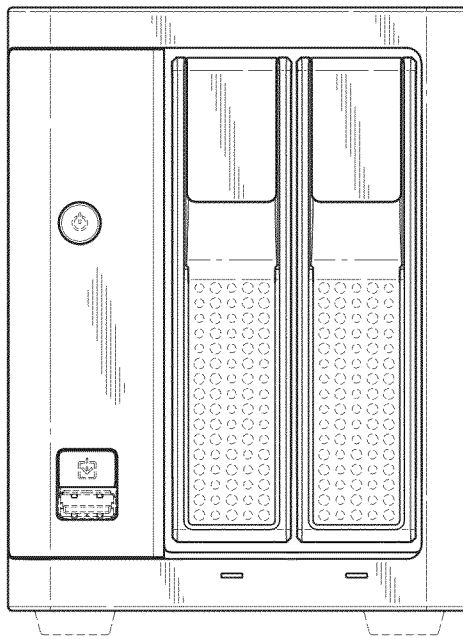


FIG. 2

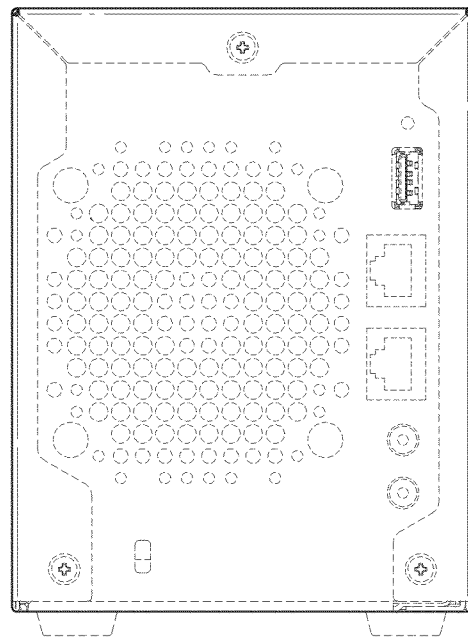


FIG. 3




FIG. 4



FIG. 5




FIG. 6






FIG. 7