



US00D853852S

(12) **United States Design Patent**
Veysiére

(10) **Patent No.:** **US D853,852 S**

(45) **Date of Patent:** **** Jul. 16, 2019**

- (54) **BOTTLE**
- (71) Applicant: **Marie Brizard Wine & Spirits, Paris (FR)**
- (72) Inventor: **Patrick Veysiére, Suresnes (FR)**
- (73) Assignee: **MARIE BRIZARD WINE & SPIRITS (FR)**
- (**) Term: **15 Years**
- (21) Appl. No.: **29/632,702**
- (22) Filed: **Jan. 9, 2018**

D216,778 S *	3/1970	Stone	D9/602
D351,339 S *	10/1994	Koytuk	D9/611
D374,397 S *	10/1996	Mahlmann	D9/602
D402,548 S *	12/1998	Tavenas	D9/611
D522,875 S *	6/2006	Uryevich	D9/504
D561,026 S *	2/2008	Rica	D9/500
D619,013 S *	7/2010	Potts	D9/500
D644,115 S *	8/2011	Bonadio	D9/503
D652,721 S *	1/2012	Pelkey	D9/500
D669,355 S *	10/2012	Gonzalez Rodriguez	D9/500
D682,111 S *	5/2013	Polini	D9/500
D695,129 S *	12/2013	Moskvin	D9/611
D701,771 S *	4/2014	Hall	D9/500
D713,250 S *	9/2014	Perez-Cabrera	D9/500
D713,257 S *	9/2014	Del Bon	D9/500
D740,686 S *	10/2015	Penn	D9/500
D815,543 S *	4/2018	Mazzer	D9/611

* cited by examiner

(30) **Foreign Application Priority Data**

Sep. 25, 2017 (FR) 2017-4331

(51) **LOC (11) Cl.** **09-01**

(52) **U.S. Cl.**
USPC **D9/611; D9/602; D9/500; D9/558**

(58) **Field of Classification Search**
USPC D9/600-611, 652, 500-503, 516, 522, D9/530, 537-546, 569-575; 206/457, 206/494, 459.5, 527, 540; 229/116.1; 215/381-384, 400; D7/514-516, 539, D7/544, 571, 579, 604, 613, 619.2, D7/628-630, 391-392.1; D3/270-271.3
CPC B65D 67/00; B65D 81/36; B65D 81/60; B65D 81/368; B65D 2203/00; B65D 2203/02; B65D 5/42; B65D 5/4208; B65D 77/00; A63H 33/16
See application file for complete search history.

(56) **References Cited**

U.S. PATENT DOCUMENTS

D135,486 S *	4/1943	Botham	D9/602
D209,100 S *	10/1967	DuPree	D9/602

Primary Examiner — Sandra L Morris

(74) *Attorney, Agent, or Firm* — Gloria Tsui-Yip, Esq.; Gottlieb, Rackman & Reisman, P.C.

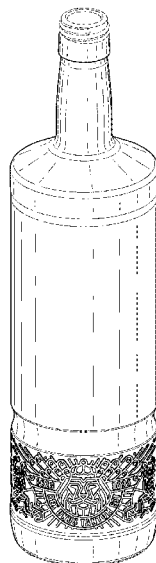
(57) **CLAIM**

The ornamental design for a bottle, as shown and described.

DESCRIPTION

FIG. 1 is a front elevational view of my new design; FIG. 2 is a rear elevational view thereof; FIG. 3 is a left side view thereof; FIG. 4 is a right side view thereof; FIG. 5 is a top plan view thereof; FIG. 6 is a bottom plan view thereof; FIG. 7 is a perspective view thereof; and, FIG. 8 is another perspective view thereof. The broken lines illustrate portions of the bottle that form no part of the claimed design.

1 Claim, 5 Drawing Sheets






Fig.1




Fig.2




Fig.3




Fig.4

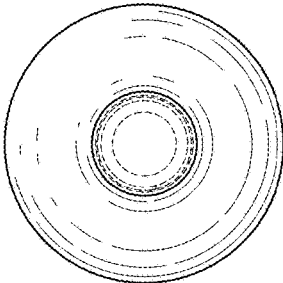


Fig.5

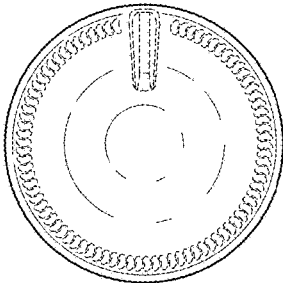


Fig.6

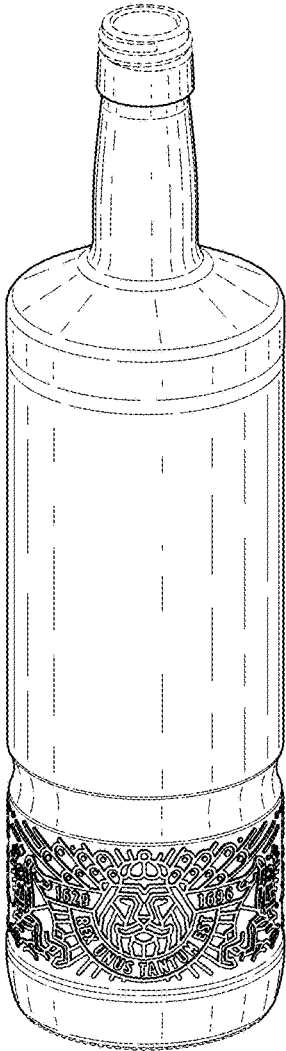


Fig.7

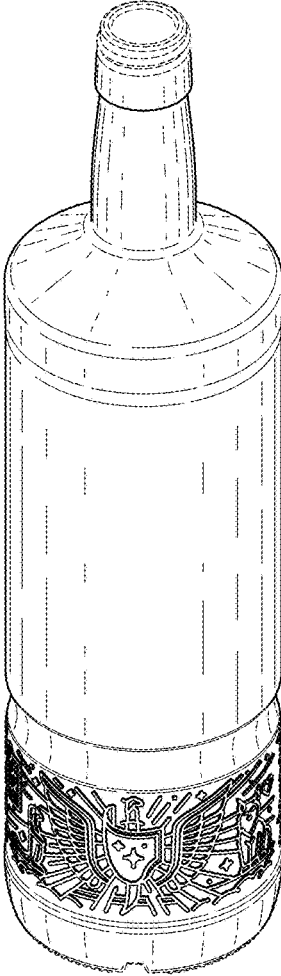


Fig.8