



US00D354196S

United States Patent [19]
Inoue

[11] **Patent Number: Des. 354,196**
[45] **Date of Patent: ** Jan. 10, 1995**

[54] **IGNITER**
[75] **Inventor: Isao Inoue, Shizuoka, Japan**
[73] **Assignee: Tokai Corporation, Kanagawa, Japan**
[**] **Term: 14 Years**
[21] **Appl. No.: 10,846**
[22] **Filed: Jul. 19, 1993**
[30] **Foreign Application Priority Data**

Feb. 10, 1993 [JP] Japan 5-3661
[52] **U.S. Cl. D7/416; D27/154**
[58] **Field of Search D7/416, 417, 213;**
D27/154, 147, 139, 141; 431/124, 137, 253, 255,
256, 266, 344, 345; 126/25 B, 39 E; 219/260;
361/260, 247

[56] **References Cited**

U.S. PATENT DOCUMENTS

D. 241,645 9/1976 Lanzi D7/416
D. 254,872 4/1980 Plozner D7/416
D. 267,820 2/1983 Tomita D7/416
D. 283,735 5/1986 Grange D27/154
D. 293,683 1/1988 Matsumaru D7/416
D. 294,329 2/1988 Matsumaru D7/416

D. 295,598 5/1988 Takase D7/416
D. 314,118 1/1991 Lloveras Capilla D7/416
D. 327,813 7/1992 Shike et al. D7/416
D. 336,538 6/1993 Shike et al. D27/154
D. 343,697 1/1994 Tantoglio D7/416
4,502,465 3/1985 Yoshinaga .
4,610,624 9/1986 Bruhn .
4,810,173 3/1989 Thomson et al. 126/25 B
5,154,601 10/1992 Lloveras Capilla .

Primary Examiner—Alan P. Douglas
Assistant Examiner—M. N. Pandozzi
Attorney, Agent, or Firm—Brumbaugh, Graves,
Donohue & Raymond

[57] **CLAIM**

The ornamental design for an igniter, as shown.

DESCRIPTION

FIG. 1 is a perspective view of an igniter showing my new design;
FIG. 2 is a right side view of the igniter;
FIG. 3 is a front view thereof;
FIG. 4 is a left side view thereof;
FIG. 5 is a rear view thereof;
FIG. 6 is a plan view thereof; and,
FIG. 7 is a bottom view thereof.



FIG. 1



FIG.2

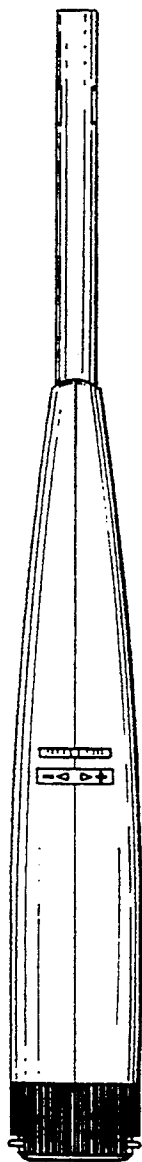


FIG.3

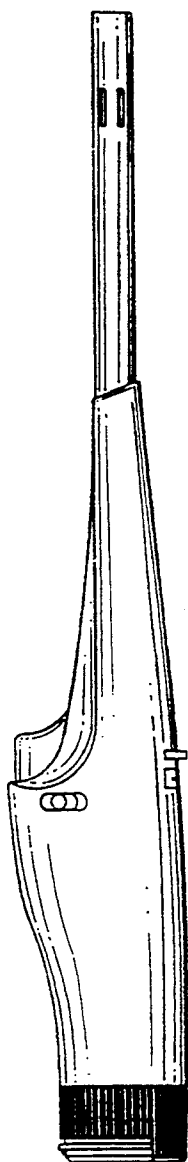


FIG.4

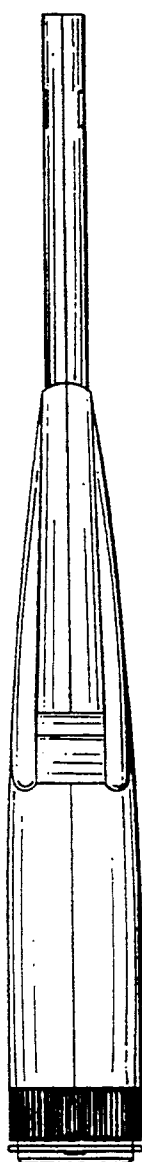


FIG.5

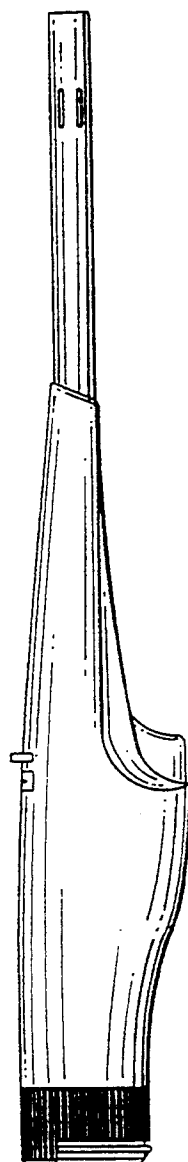


FIG.6

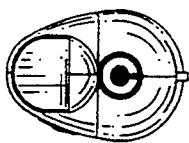


FIG.7

