

[54] **RAZOR HANDLE**

[75] **Inventor:** Alan K. Pittaway, High Wycombe, England

[73] **Assignee:** Wilkinson Sword Limited, Bucks, England

[\*\*] **Term:** 14 Years

[21] **Appl. No.:** 328,138

[22] **Filed:** Mar. 24, 1989

[30] **Foreign Application Priority Data**

Sep. 30, 1988 [GB] United Kingdom ..... 1053947

[52] **U.S. Cl.** ..... **D28/48**

[58] **Field of Search** ..... D28/44, 45, 46, 47, D28/48; 30/32, 34.1, 41, 47, 51, 85, 86, 90

[56] **References Cited**

**U.S. PATENT DOCUMENTS**

- D. 230,535 2/1974 Glaberson ..... D28/48
- D. 261,565 10/1981 Grange ..... D28/48
- D. 269,724 7/1983 Chase et al. .... D28/46

D. 304,097 10/1989 Bonori ..... D28/46

**OTHER PUBLICATIONS**

Industrial Design Magazine, 1985, Sep./Oct., p. 26, Swatch Razor.

*Primary Examiner*—Melvin B. Feifer

*Assistant Examiner*—Philip Hyder

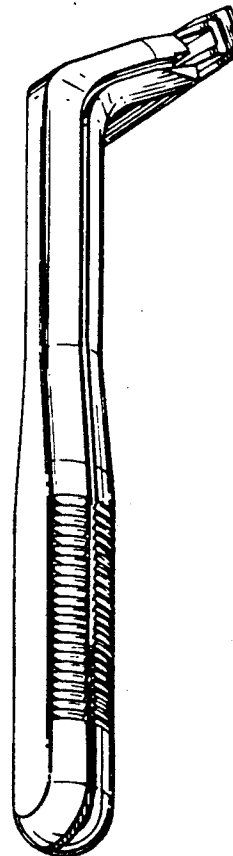

*Attorney, Agent, or Firm*—Finnegan, Henderson, Farabow, Garrett & Dunner

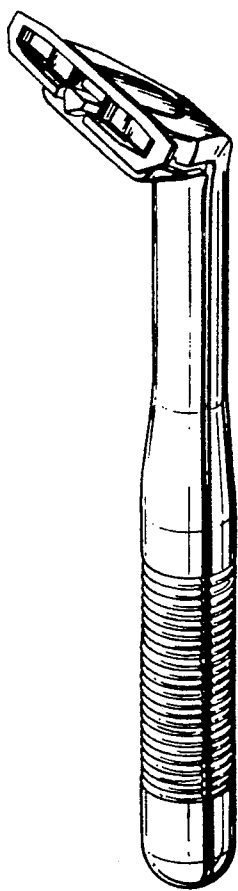
[57] **CLAIM**

The ornamental design for a razor handle, as shown and described.

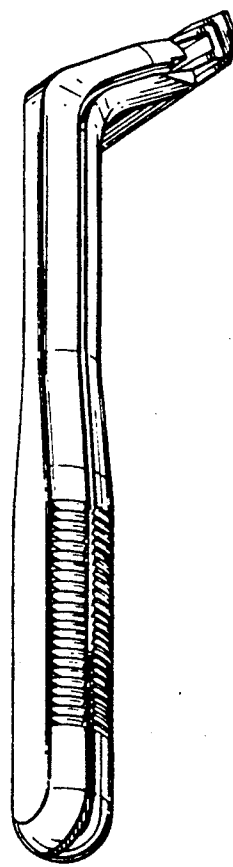
**DESCRIPTION**

FIG. 1 is a top right perspective view of a razor handle showing my new design;  
FIG. 2 is a bottom left perspective view thereof;  
FIG. 3 is a front elevational view thereof;  
FIG. 4 is a left side elevational view thereof, the right side view being a mirror image;  
FIG. 5 is a rear elevational view thereof;  
FIG. 6 is a top plan view thereof; and  
FIG. 7 is a bottom plan view thereof.

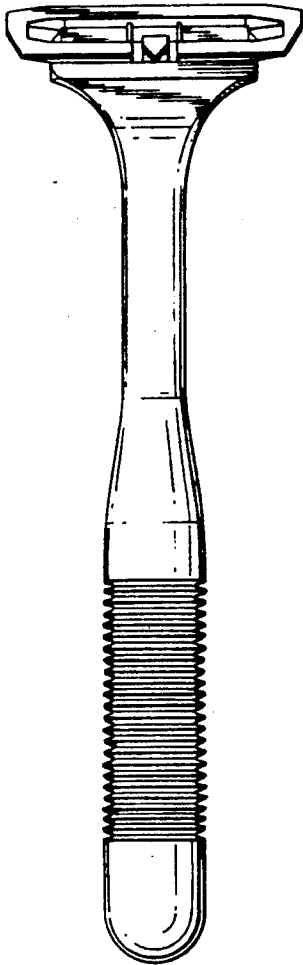




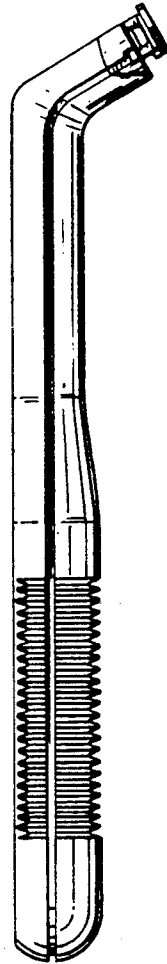
*Fig. 1.*



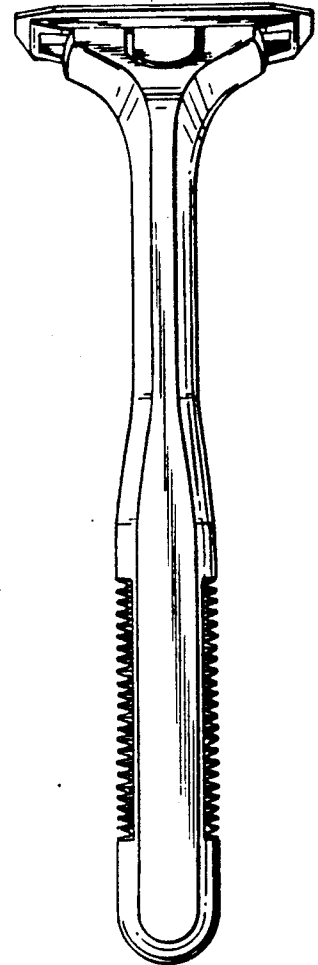
*Fig. 2.*




*Fig. 3.*




*Fig. 4.*



*Fig. 5.*



*Fig. 6.*



*Fig. 7.*