



US00D892594S

(12) **United States Design Patent** (10) **Patent No.:** **US D892,594 S**
Ronge (45) **Date of Patent:** **** Aug. 11, 2020**

(54) **DOOR LOCK KEYPAD**
(71) Applicant: **Assa Abloy AB**, Albstadt (DE)
(72) Inventor: **Christof Ronge**, Albstadt (DE)
(73) Assignee: **Assa Abloy AB**, Stolckholm (SE)
(**) Term: **15 Years**
(21) Appl. No.: **29/653,986**
(22) Filed: **Jun. 20, 2018**

D513,469 S * 1/2006 Gao D8/350
D554,196 S * 10/2007 Luo D8/338
D578,866 S * 10/2008 Kim D8/350
D591,138 S * 4/2009 Blanchette D8/330
D592,936 S * 5/2009 Douglas D8/330
D614,475 S * 4/2010 Min D8/331
D639,135 S * 6/2011 Doucet D8/330
D660,129 S * 5/2012 Genord D8/330
(Continued)

(30) **Foreign Application Priority Data**

Dec. 21, 2017 (EM) 004559680-0002

(51) **LOC (12) Cl.** **08-07**
(52) **U.S. Cl.**

USPC **D8/331**

(58) **Field of Classification Search**

USPC D8/330, 331, 336, 337, 338, 339, 341,
D8/342, 343, 350, 352, 353
CPC ... E05B 9/00; E05B 9/08; E05B 9/002; E05B
47/00; E05B 63/00; E05B 63/0004; E05B
63/06; E05B 51/00; E05B 55/00; E05B
1/0007; E05B 47/068; E05B 2047/0017;
E05B 2047/002; E05B 49/00; E05B
47/0657; E05B 45/06; E05B 2047/0068;
E05B 47/02; E05B 47/06; E05B 63/04;
E05B 55/005; E05B 47/0043; E05B 3/00;
E05B 47/0012; E05B 47/0603
See application file for complete search history.

(56) **References Cited**

U.S. PATENT DOCUMENTS

D437,771 S * 2/2001 Barnes D8/352
6,471,257 B1 * 10/2002 Lu E05B 47/0012
292/144
6,517,127 B1 * 2/2003 Lu E05B 47/0012
292/142
D494,841 S * 8/2004 Moon D8/352
D508,393 S * 8/2005 Gao D8/352

OTHER PUBLICATIONS

[No Author Listed] Product Listing for Yale Assure YRD226
Touchscreen Keypad Deadbolt Lock. GoKeyless. https://www.gokeyless.com/product/yale-real-living-yrd220nr-touchscreen-lock/?attribute_pa_finish=satin-nickel&gclid=EA1a1QobChM16_05Yrv4w1Vh1CfCh3P9wnwEAQYJCABEGljTvo_BwE. 2017, 4 pages.

(Continued)

Primary Examiner — Steven J Czyz
(74) *Attorney, Agent, or Firm* — Wolf, Greenfield & Sacks, P.C.

(57) **CLAIM**

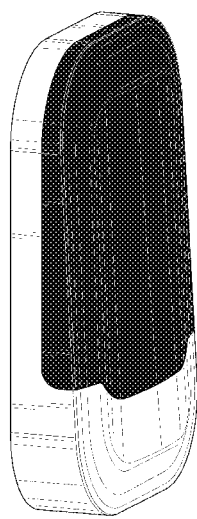
The ornamental design for a door lock keypad, as shown and described.

DESCRIPTION

FIG. 1 is a top, front, left side perspective view of a door lock keypad;
FIG. 2 is a front elevation view thereof;
FIG. 3 is a rear elevation view thereof;
FIG. 4 is a left side elevation view thereof;
FIG. 5 is a right side elevation view thereof;
FIG. 6 is a top plan view thereof; and,
FIG. 7 is a bottom plan view thereof.

The dash-dot-dash broken lines depict the boundary of the claimed design and form no part of the claimed design. The solid black surface shading is used to represent the color black or color contrast.

1 Claim, 7 Drawing Sheets



(56)

References Cited

U.S. PATENT DOCUMENTS

D663,603 S * 7/2012 Guo D8/302
 D666,074 S * 8/2012 Genord D8/330
 D673,838 S * 1/2013 Clark D8/353
 D677,145 S * 3/2013 Hsieh D8/330
 D679,986 S * 4/2013 Hsieh D8/330
 D682,656 S * 5/2013 Cramer D8/331
 D682,659 S * 5/2013 Genord D8/330
 D683,205 S * 5/2013 Cramer D8/331
 D693,203 S * 11/2013 Mostert D8/330
 D693,204 S * 11/2013 Mostert D8/330
 D693,205 S * 11/2013 Mostert D8/330
 D693,206 S * 11/2013 Mostert D8/330
 D693,667 S * 11/2013 Mostert D8/330
 D694,093 S * 11/2013 Mostert D8/330
 D733,522 S * 7/2015 Kim D8/331
 D735,016 S * 7/2015 Kim D8/331
 D737,657 S * 9/2015 Nadgouda D8/331
 D738,186 S * 9/2015 Nadgouda D8/331
 D755,605 S 5/2016 Kraus et al.
 D766,070 S * 9/2016 Ruoff D8/343
 D767,365 S * 9/2016 Yu D8/330
 D771,471 S * 11/2016 Ruoff D8/330
 D774,875 S * 12/2016 Yu D8/353
 D778,138 S * 2/2017 Meyerhoffer D8/334
 D779,920 S * 2/2017 Cahill D8/330

D782,282 S 3/2017 Huang et al.
 D784,332 S 4/2017 Hsu
 D790,948 S * 7/2017 Lai D8/330
 D790,950 S * 7/2017 Kraus D8/330
 D790,956 S * 7/2017 Hetfield D8/330
 D794,414 S * 8/2017 Chou D8/330
 D812,448 S * 3/2018 Schneider D8/331
 D814,265 S * 4/2018 Kasper D8/330
 D817,148 S * 5/2018 Carpintero D8/331
 D818,797 S 5/2018 Morstatt
 9,982,462 B2 * 5/2018 Lin E05B 47/0012
 10,087,652 B2 * 10/2018 Snider E05B 17/10
 D833,255 S 11/2018 Lee
 D835,970 S 12/2018 Morstatt
 D836,417 S 12/2018 Gokcebay
 10,161,162 B2 * 12/2018 Schaeffer E05B 15/02
 D837,029 S 1/2019 Cavanna et al.
 D844,414 S 4/2019 Leites et al.
 D848,293 S 5/2019 Laurans et al.
 D850,237 S 6/2019 Chen
 10,344,501 B2 * 7/2019 Chang E05B 47/0603
 D861,460 S * 10/2019 Ronge D8/353

OTHER PUBLICATIONS

U.S. Appl. No. 29/653,979, filed Jun. 20, 2018, Ronge.
 U.S. Appl. No. 29/653,981, filed Jun. 20, 2018, Ronge.

* cited by examiner




FIG. 1

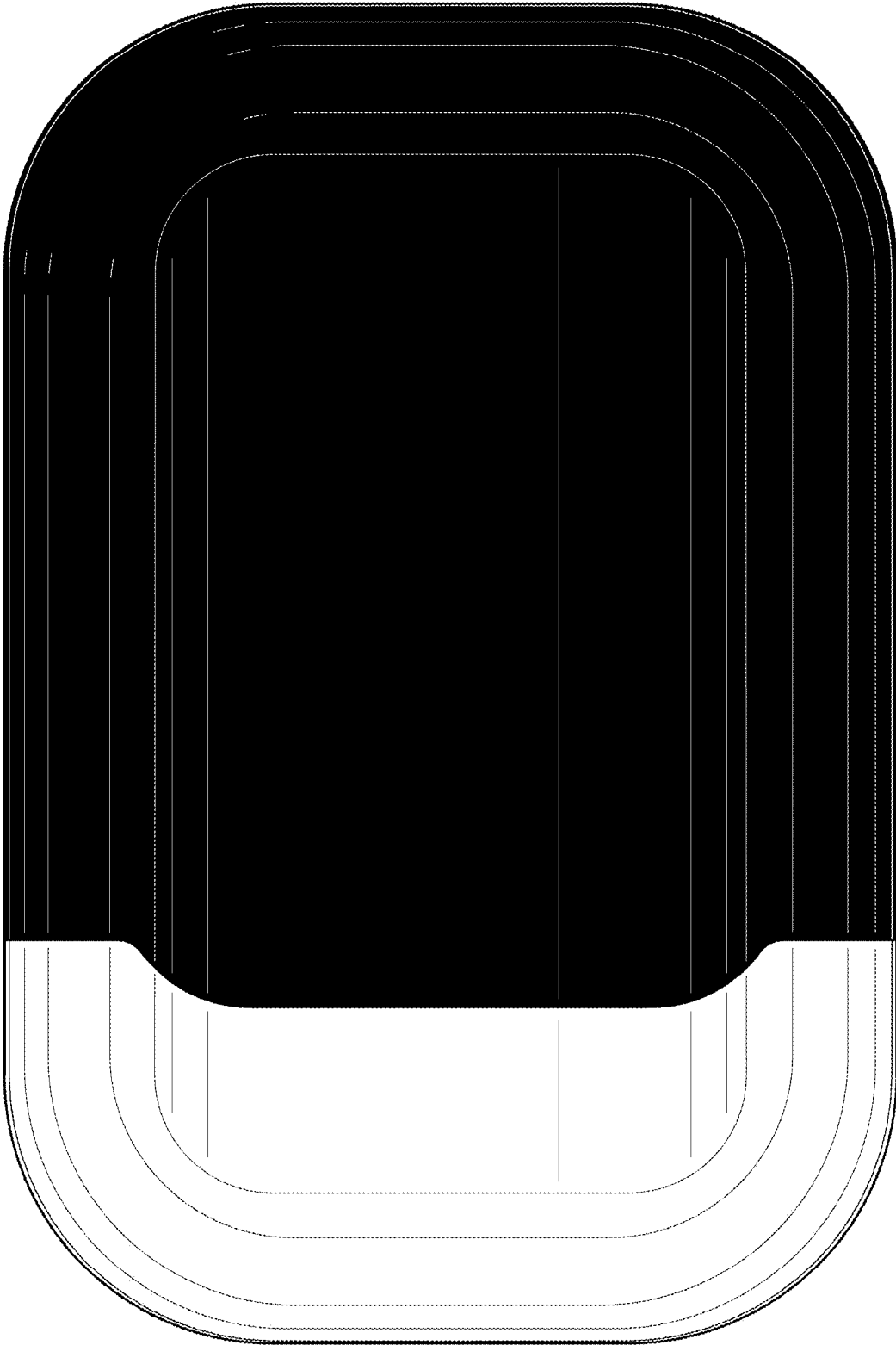


FIG. 2




FIG. 3




FIG. 4




FIG. 5

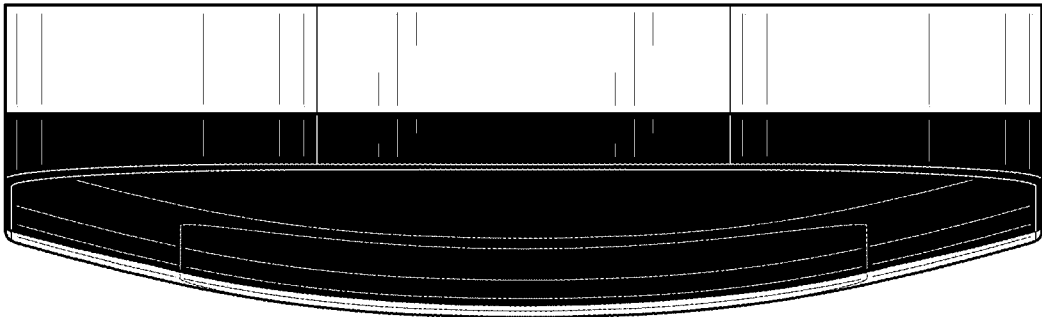


FIG. 6

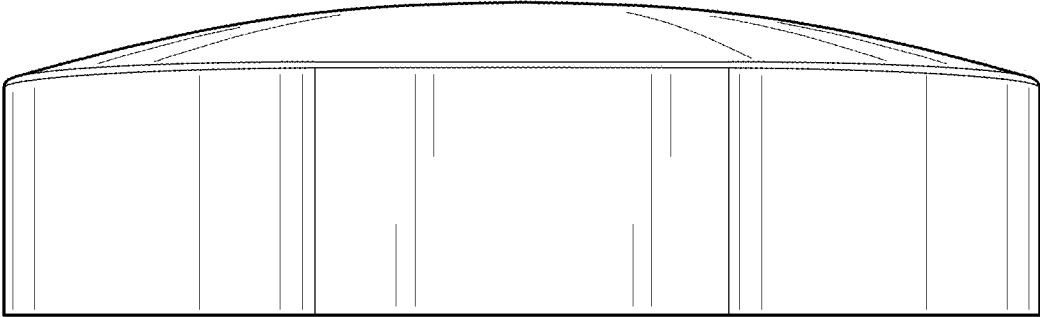


FIG. 7