



US00D771728S

(12) **United States Design Patent**
Tonomura et al.

(10) **Patent No.:** **US D771,728 S**

(45) **Date of Patent:** **** Nov. 15, 2016**

(54) **THREE-LEG IRON CORE**

(71) Applicant: **TOKUDEN CO., LTD.**, Kyoto-shi,
Kyoto (JP)

(72) Inventors: **Toru Tonomura**, Otsu (JP); **Sachio Tamaki**, Kyoto (JP); **Yasuhiro Fujimoto**, Kyoto (JP)

(73) Assignee: **TOKUDEN CO., LTD.**, Kyoto-shi (JP)

(**) Term: **14 Years**

(21) Appl. No.: **29/517,846**

(22) Filed: **Feb. 17, 2015**

(30) **Foreign Application Priority Data**

Aug. 18, 2014 (JP) 2014-017796

Aug. 18, 2014 (JP) 2014-017802

(51) **LOC (10) Cl.** **15-09**

(52) **U.S. Cl.**
USPC **D15/144**

(58) **Field of Classification Search**
USPC D15/144, 144.1, 144.2
See application file for complete search history.

(56) **References Cited**

U.S. PATENT DOCUMENTS

1,441,522 A * 1/1923 Patterson H01F 27/25
310/216.063

2,220,732 A * 11/1940 Sanders H01F 27/25
242/444.1

(Continued)

FOREIGN PATENT DOCUMENTS

TW D137737 S 11/2010

OTHER PUBLICATIONS

Taiwan Intellectual Property Office, Notice of Allowance Issued in Design Patent Application No. 104300916, Aug. 27, 2015, 3 pages.

(Continued)

Primary Examiner — Patricia Palasik

(74) *Attorney, Agent, or Firm* — Alleman Hall McCoy Russell & Tuttle LLP

(57) **CLAIM**

The ornamental design for a three-leg iron core, as shown and described.

DESCRIPTION

FIG. 1 is a front elevational view of a first embodiment of a three-leg iron core;

FIG. 2 is a rear elevational view of the first embodiment thereof;

FIG. 3 is a right side elevational view of the first embodiment thereof;

FIG. 4 is a left side elevational view of the first embodiment thereof;

FIG. 5 is a top plan view of the first embodiment thereof;

FIG. 6 is a bottom plan view of the first embodiment thereof;

FIG. 7 is a perspective view of the first embodiment thereof;

FIG. 8 is a front elevational view of a second embodiment of a three-leg iron core;

FIG. 9 is a rear elevational view of the second embodiment thereof;

FIG. 10 is a right side elevational view of the second embodiment thereof;

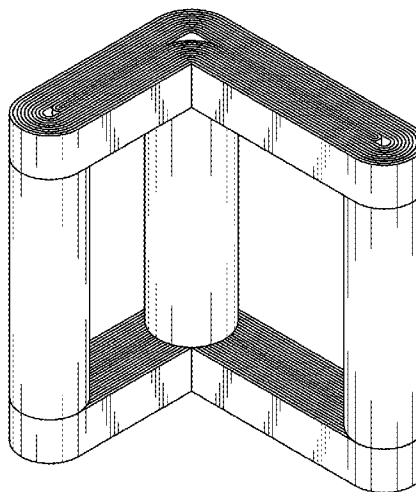
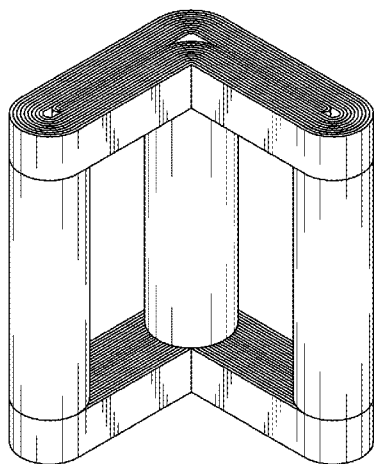
FIG. 11 is a left side elevational view of the second embodiment thereof;

FIG. 12 is a top plan view of the second embodiment thereof;

FIG. 13 is a bottom plan view of the second embodiment thereof; and,

FIG. 14 is a perspective view of the second embodiment thereof.

1 Claim, 4 Drawing Sheets



(56)

References Cited

U.S. PATENT DOCUMENTS

2,293,951 A * 8/1942 Seastone H01F 27/245
29/602.1
2,393,439 A * 1/1946 White H01F 27/25
29/606
2,400,184 A * 5/1946 Woolfolk H01F 27/25
29/609
2,400,994 A * 5/1946 Horstman H01F 27/25
336/210
2,401,952 A * 6/1946 Mayberry H01F 30/12
336/213
2,495,167 A * 1/1950 Horstman H01F 27/25
148/122
2,516,164 A * 7/1950 Vienneau H01F 27/25
29/609
2,543,089 A * 2/1951 Zimsky H01F 27/25
29/605
2,603,691 A * 7/1952 D Entremont H01F 27/245
29/609
2,655,717 A * 10/1953 Dunn H01F 27/25
242/419.4
2,689,396 A * 9/1954 Vienneau H01F 27/25
29/605
2,909,742 A * 10/1959 Lambertson H01F 27/25
336/210
2,911,603 A * 11/1959 Harke H01F 27/25
336/210
2,974,401 A * 3/1961 Zwelling H01F 27/25
29/605
2,974,402 A * 3/1961 Hurt, Jr. H01F 27/25
29/605
3,034,203 A * 5/1962 Vienneau H01F 27/25
29/605
3,154,758 A * 10/1964 Ellis H01F 27/25
336/211
4,353,052 A * 10/1982 Geschka H01F 27/263
336/210
4,364,020 A * 12/1982 Lin H01F 27/2455
336/212
4,424,503 A * 1/1984 Kashima H01F 27/245
336/217

4,504,813 A * 3/1985 Strang H01F 27/25
336/213
4,599,595 A * 7/1986 Geschka H01F 3/14
336/178
4,741,096 A * 5/1988 Lee H01F 27/25
29/605
5,202,664 A * 4/1993 Poulsen H01F 27/324
336/213
6,535,099 B1 * 3/2003 Hernandez Cruz H01F 27/25
336/180
6,683,524 B1 * 1/2004 Høglund H01F 27/25
336/212
6,792,666 B1 * 9/2004 Bolotinsky H01F 27/25
29/602.1
6,809,620 B2 * 10/2004 Høglund H01F 3/06
336/213
6,880,228 B2 * 4/2005 Bolotinsky H01F 27/25
29/596
8,502,631 B2 * 8/2013 Cavender H01F 3/02
336/170
8,659,382 B2 * 2/2014 Xu H01F 27/306
336/192
8,729,998 B2 * 5/2014 Outten H01F 27/245
336/15
8,963,677 B2 * 2/2015 Xu H01F 27/06
336/210
9,123,461 B2 * 9/2015 Carsten H01F 27/25
9,318,923 B2 * 4/2016 Nagai H02K 1/12
9,343,210 B2 * 5/2016 Adar H01F 27/25
2003/0090355 A1 * 5/2003 Høglund H01F 3/06
336/213
2010/0194515 A1 * 8/2010 Hurst H01F 27/23
336/212
2011/0109412 A1 * 5/2011 Vollrath H01F 27/263
336/12

OTHER PUBLICATIONS

Taiwan Intellectual Property Office, Notice of Allowance Issued in Design Patent Application No. 104300916D01, Aug. 27, 2015, 3 pages.

* cited by examiner

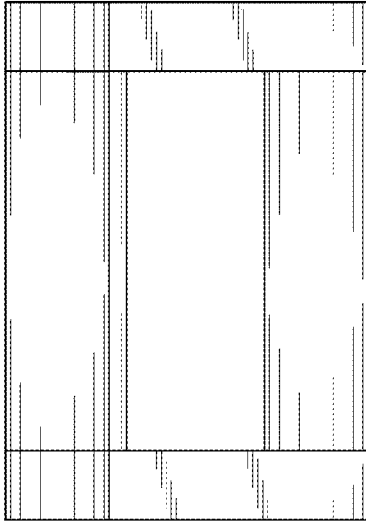


FIG. 1

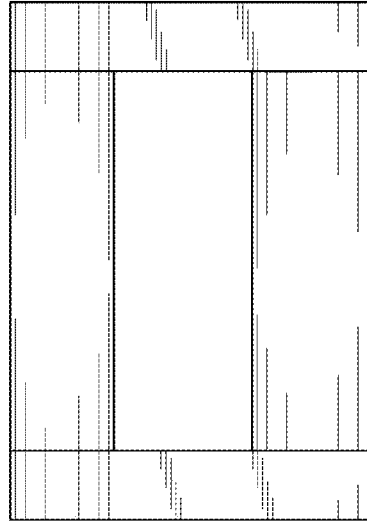


FIG. 2




FIG. 3

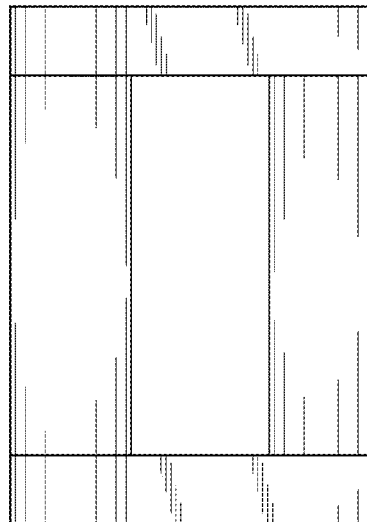


FIG. 4

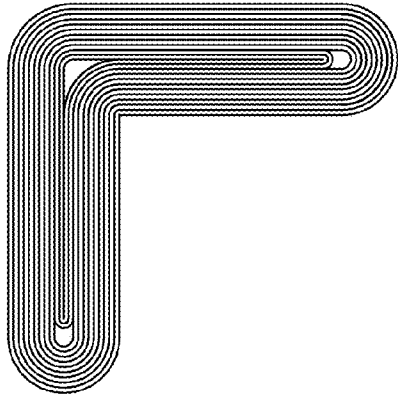


FIG. 5

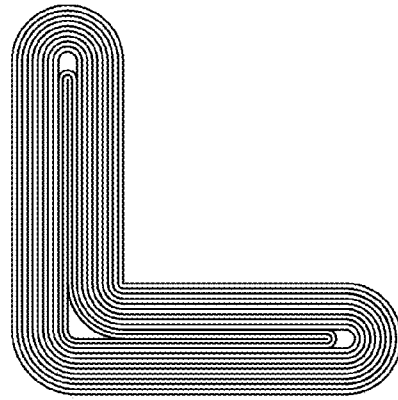


FIG. 6

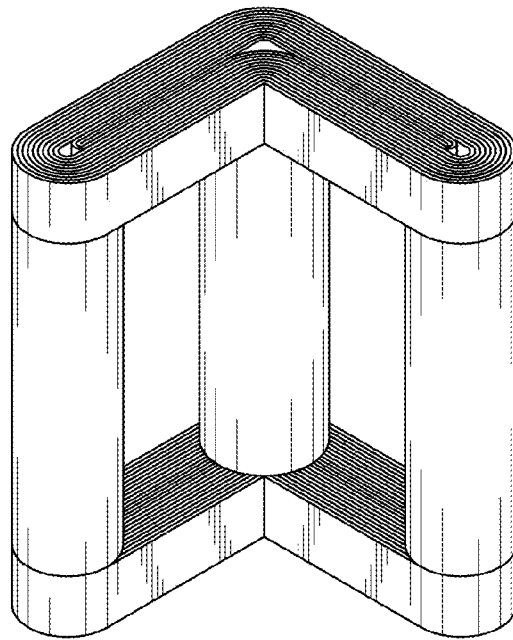


FIG. 7




FIG. 8




FIG. 9




FIG. 10




FIG. 11

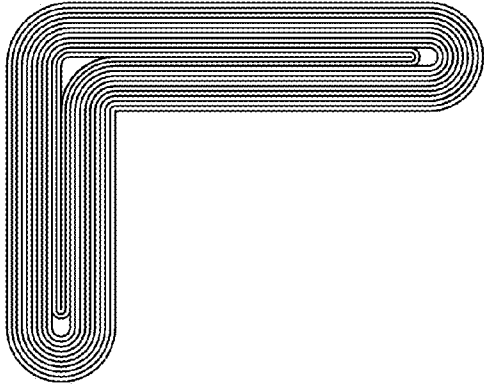


FIG. 12

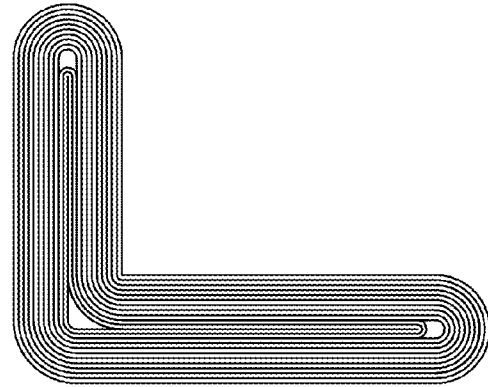


FIG. 13

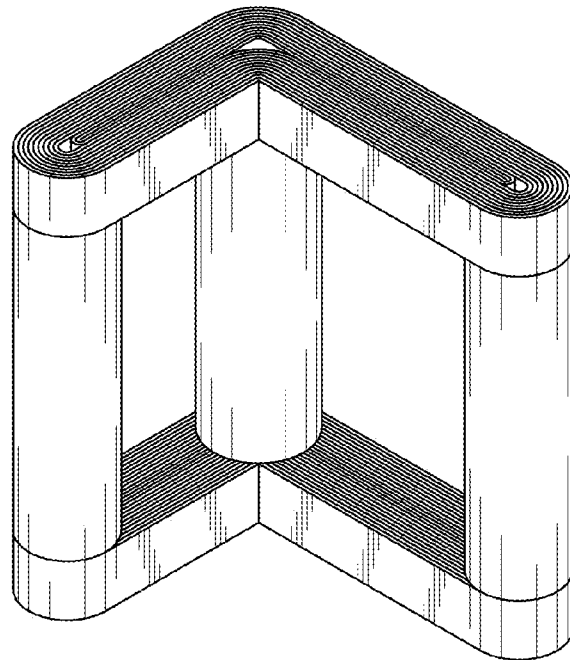


FIG. 14