



US00D904411S

(12) **United States Design Patent**
Zhang et al.

(10) **Patent No.:** **US D904,411 S**
(45) **Date of Patent:** **** Dec. 8, 2020**

(54) **CONVERTER**
(71) Applicant: **Ugreen Group Limited**, Shenzhen (CN)
(72) Inventors: **Qingsen Zhang**, Shenzhen (CN); **Junling Chen**, Shenzhen (CN); **Tuo Zhu**, Shenzhen (CN)
(**) Term: **15 Years**
(21) Appl. No.: **29/707,539**
(22) Filed: **Sep. 29, 2019**
(51) **LOC (12) Cl.** **14-99**
(52) **U.S. Cl.**
USPC **D14/433**
(58) **Field of Classification Search**
USPC D14/433, 434, 435.1, 480.1-480.7, 436, D14/484.1, 155, 203.1-203.8, 240, 242, D14/133, 154; D13/107, 108
CPC G06F 13/122; G06F 13/382; G06F 13/385; G06F 13/4022; G06F 13/4282; G06F 1/1632; G06F 1/1684; H01R 25/006; H05K 5/0278; G06K 19/07732
See application file for complete search history.

D828,840 S * 9/2018 Zhang D14/433
D828,841 S * 9/2018 Zhang D14/433
D844,618 S * 4/2019 Liao D14/434
D847,139 S * 4/2019 Wang D14/433
D853,322 S * 7/2019 Xu D13/108
D854,020 S * 7/2019 Liao D14/434
D880,479 S * 4/2020 Liao D14/433
D880,481 S * 4/2020 Liao D14/433
D885,393 S * 5/2020 Duan D14/433
D886,825 S * 6/2020 Zhang D14/433

* cited by examiner

Primary Examiner — Angela J Lee
Assistant Examiner — Rebekah A Caruso
(74) *Attorney, Agent, or Firm* — HYIP

(57) **CLAIM**

The ornamental design for a converter, as shown and described.

DESCRIPTION

FIG. 1 is a perspective view of a converter showing our new design;
FIG. 2 is a front view thereof;
FIG. 3 is a back view thereof;
FIG. 4 is a left side view thereof;
FIG. 5 is a right side view thereof;
FIG. 6 is a top view thereof; and,
FIG. 7 is a bottom view thereof.

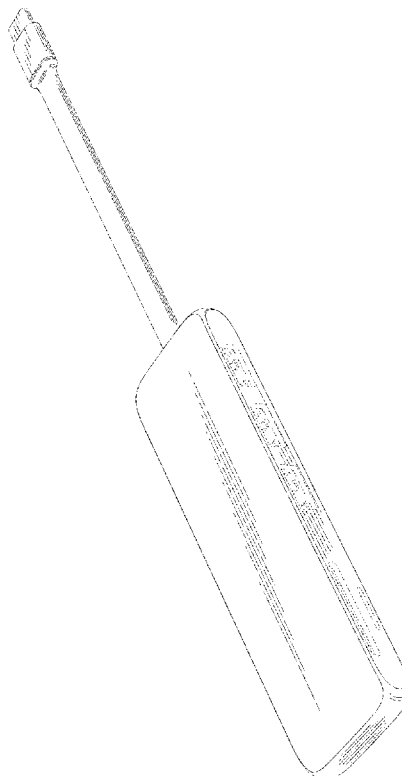
The broken lines shown in the drawings depict portions of the converter in which the design is embodied that form no part of the claimed design.

1 Claim, 7 Drawing Sheets

(56) **References Cited**

U.S. PATENT DOCUMENTS

D807,290 S * 1/2018 Liao D13/110
D813,875 S * 3/2018 Liao D14/434
D828,839 S * 9/2018 Zhang D14/433



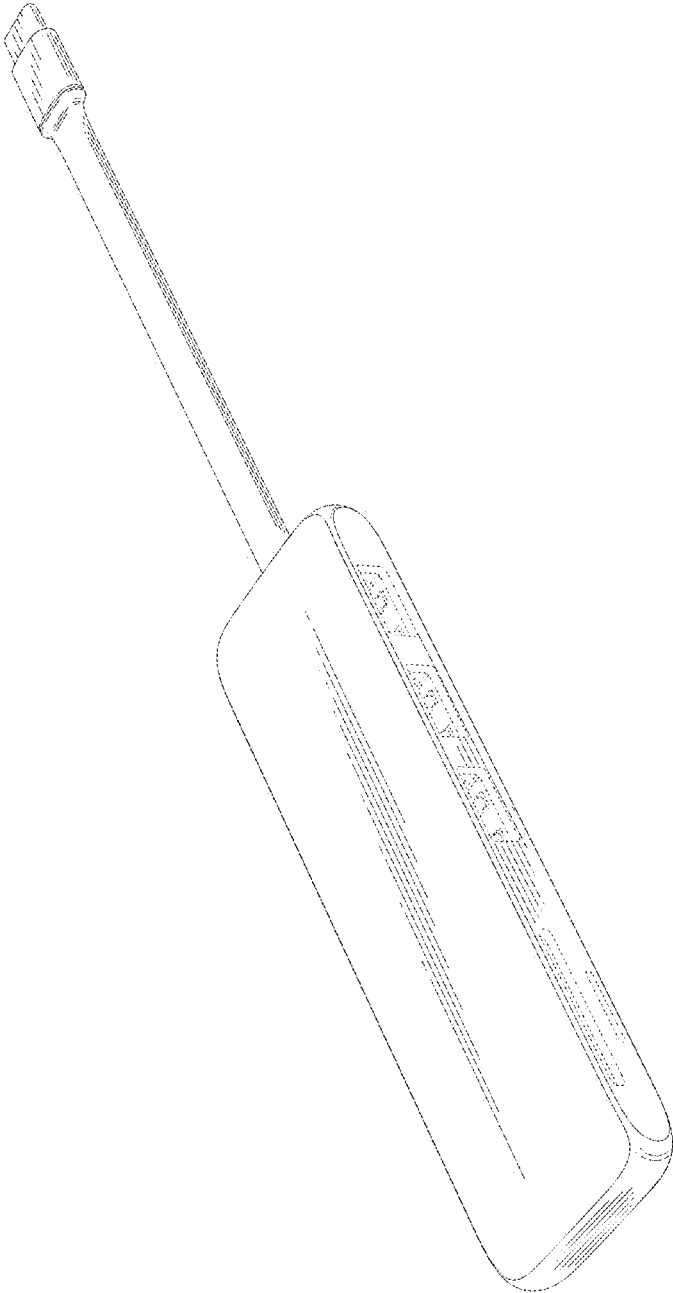


FIG.1

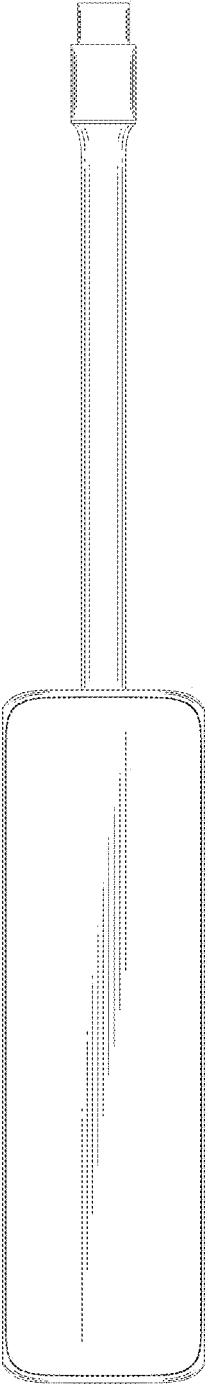


FIG.2

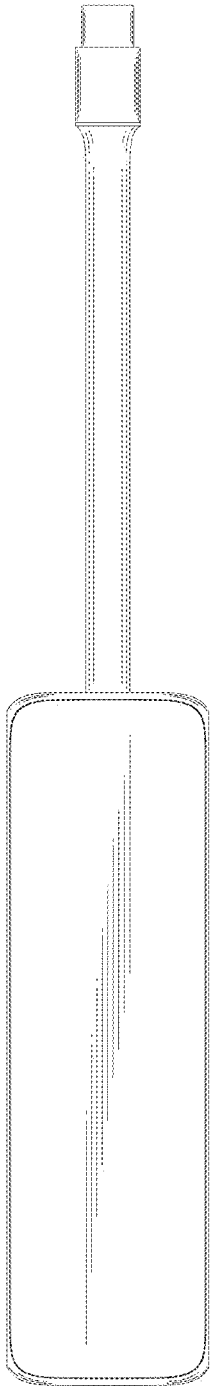


FIG.3

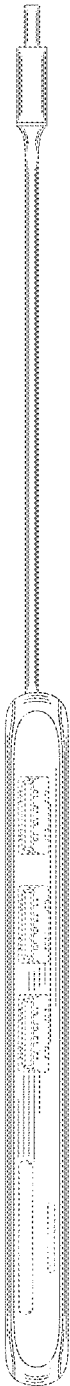


FIG.4

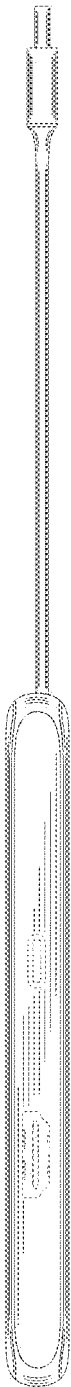


FIG.5

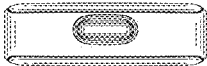


FIG.6



FIG.7