



US00D533561S

(12) **United States Design Patent**
Pelczarski et al.

(10) **Patent No.:** **US D533,561 S**

(45) **Date of Patent:** **** Dec. 12, 2006**

(54) **GRAPHICAL USER INTERFACE**

(75) Inventors: **Kerah Cottrell Pelczarski**, Mountain View, CA (US); **Nikhil Bhatla**, Sunnyvale, CA (US); **Adam Smith**, Mountain View, CA (US); **Bay-Wei Chang**, Foster City, CA (US); **Dylan Parker**, Palo Alto, CA (US); **Jennifer McGrath Fitzpatrick**, San Francisco, CA (US); **Uri Lerner**, Mountain View, CA (US); **Marissa Ann Mayer**, Palo Alto, CA (US); **Marcellus Paulus van Lohuizen**, Sunnyvale, CA (US); **Karen Anne White**, Campbell, CA (US)

D419,972 S	*	2/2000	Johnson et al.	D14/486
D420,993 S	*	2/2000	Decker	D14/486
D436,580 S	*	1/2001	Navano et al.	D14/486
D453,766 S	*	2/2002	Grandcolas et al.	D14/486
D454,139 S	*	3/2002	Feldcamp	D14/486
D454,354 S	*	3/2002	Hood et al.	D14/486
D455,435 S	*	4/2002	Cassano et al.	D14/486
D455,436 S	*	4/2002	Cassano et al.	D14/486
D468,322 S	*	1/2003	Walker et al.	D14/486
D469,442 S	*	1/2003	Bohlen et al.	D14/485
D473,236 S	*	4/2003	Robbin et al.	D14/486
D492,691 S	*	7/2004	Kortis	D14/486

(73) Assignee: **Google, Inc.**, Mountain View, CA (US)

(**) Term: **14 Years**

(21) Appl. No.: **29/202,251**

(22) Filed: **Mar. 26, 2004**

(51) **LOC (8) Cl.** **14-04**

(52) **U.S. Cl.** **D14/486**

(58) **Field of Classification Search** D14/485-95;
D18/24-33; D19/6; D20/11; D21/324-33;
715/700-866

See application file for complete search history.

(56) **References Cited**

U.S. PATENT DOCUMENTS

D403,313 S * 12/1998 Peppel D14/486

OTHER PUBLICATIONS

Google Slides of UI Design Prior to Mar. 29, 2004.

* cited by examiner

Primary Examiner—M. H. Tung

(74) *Attorney, Agent, or Firm*—Kilpatrick Stockton LLP

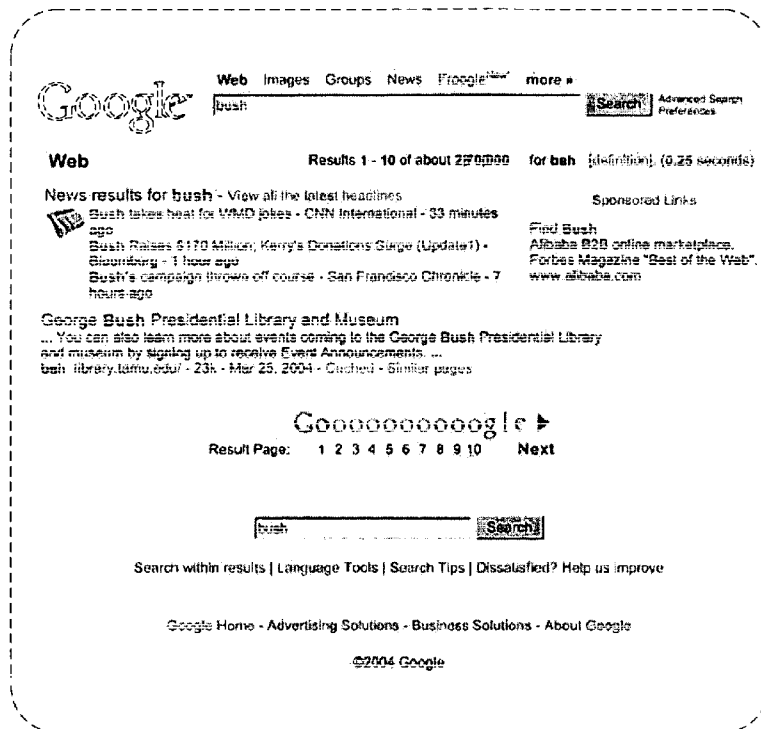
(57) **CLAIM**

The ornamental design for a graphical user interface, as shown and described.

DESCRIPTION

FIG. 1 is a front view of a graphical user interface for a display screen of a communications terminal; FIG. 2 is a front view of a second embodiment thereof; and FIG. 3 is a front view of a third embodiment thereof. The broken line drawings of text and the display screen in all views is for illustrative purposes only and forms no part of the claimed design.

1 Claim, 3 Drawing Sheets



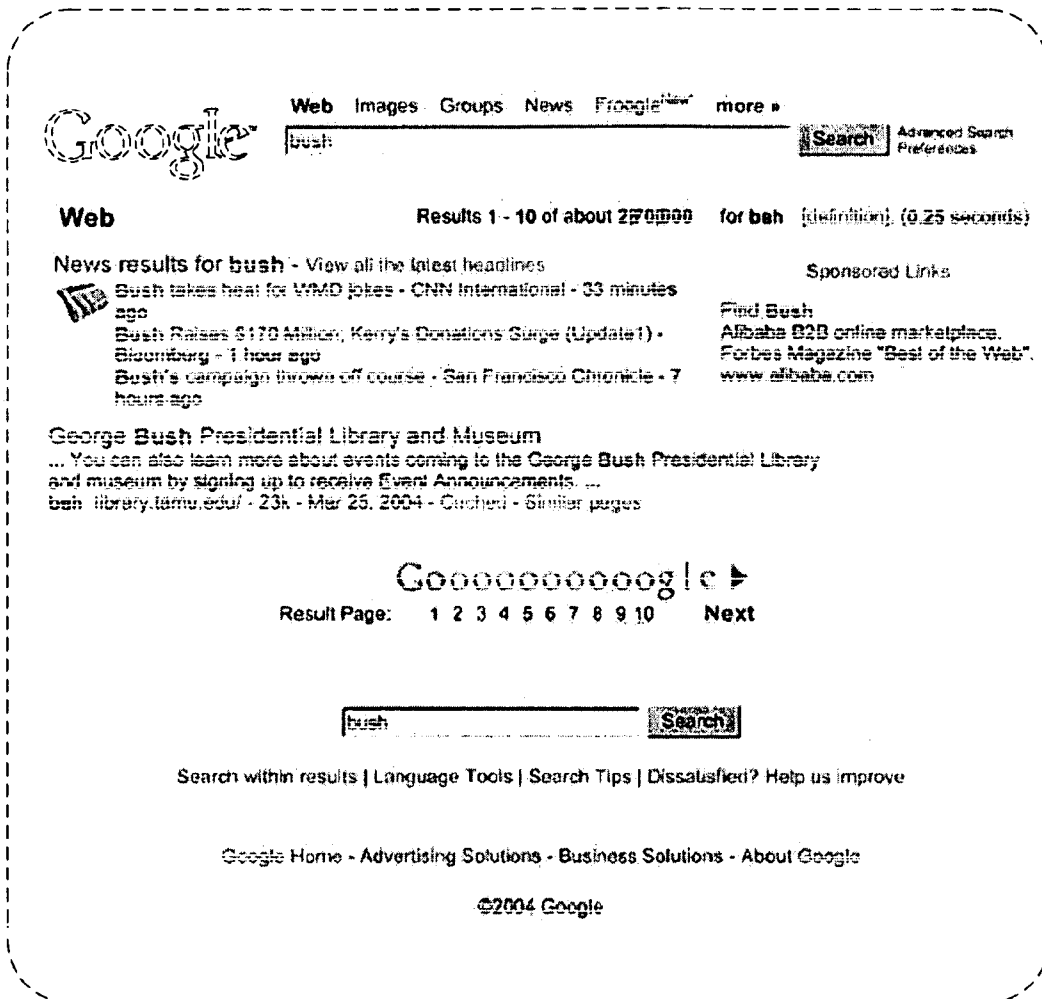


Fig. 1

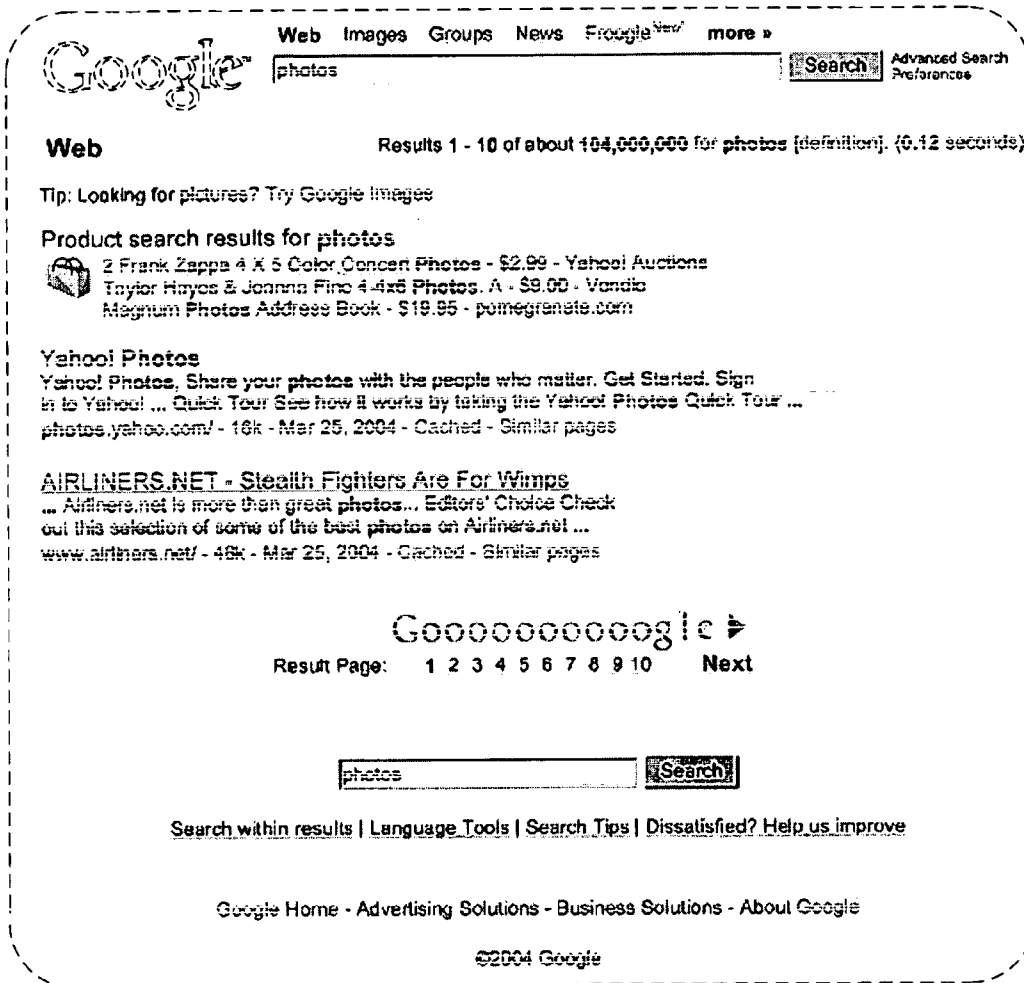


Fig. 2

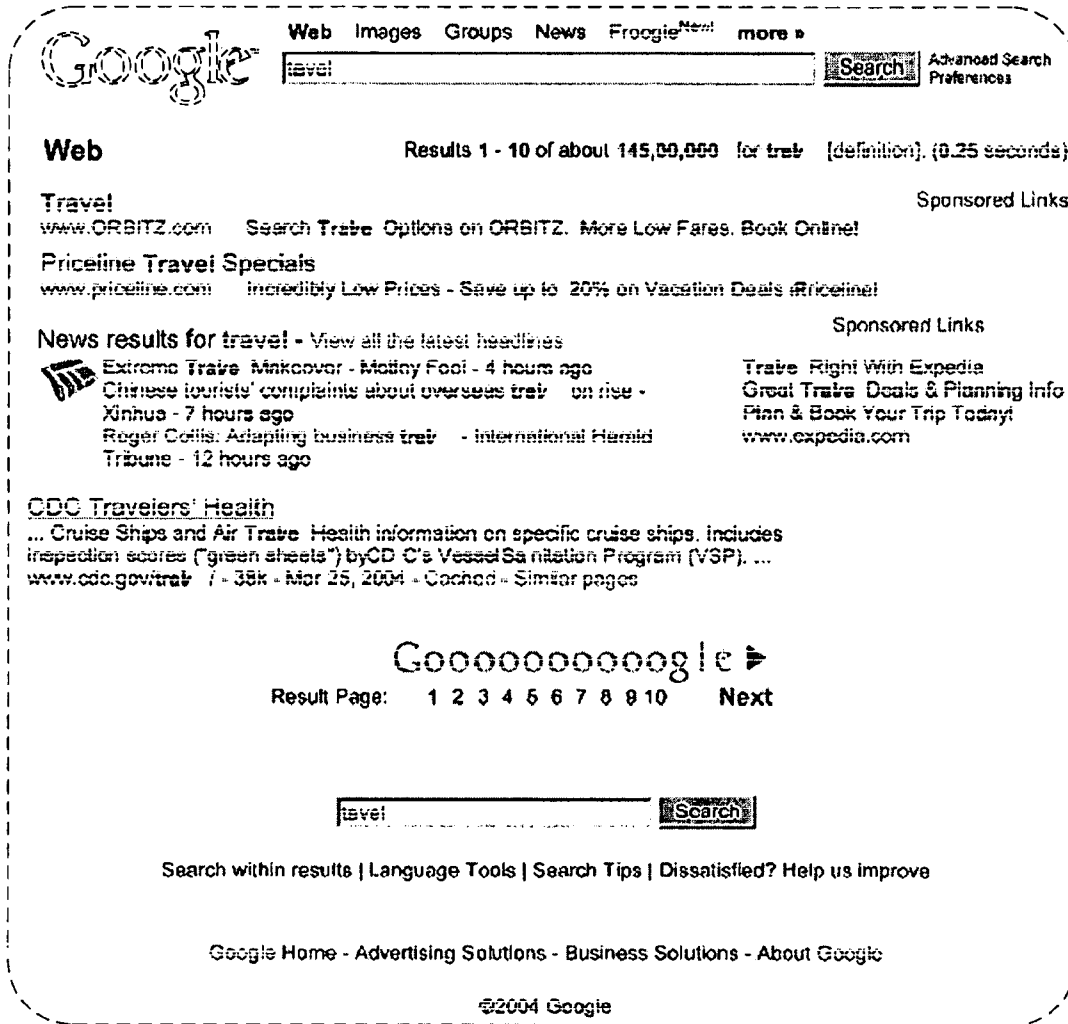


Fig. 3