



US00D718123S

(12) **United States Design Patent**  
**Street et al.**

(10) **Patent No.:** **US D718,123 S**

(45) **Date of Patent:** **\*\* Nov. 25, 2014**

(54) **PACKAGE FOR OSTOMY BARRIER RING**

(71) Applicant: **Hollister Incorporated**, Libertyville, IL (US)

(72) Inventors: **Cale N. Street**, Grayslake, IL (US);  
**Russell J. Todd**, Highland Park, IL (US);  
**Dion A. Jackson**, Chicago, IL (US)

(73) Assignee: **Hollister Incorporated**, Libertyville, IL (US)

(\*\*) Term: **14 Years**

(21) Appl. No.: **29/478,080**

(22) Filed: **Dec. 31, 2013**

(51) **LOC (10) Cl.** ..... **09-03**

(52) **U.S. Cl.**

USPC ..... **D9/423**

(58) **Field of Classification Search**

CPC ..... G11B 33/0427; G11B 33/0422; G11B 33/045; G11B 33/0444; G11B 33/0494; G11B 33/0405; G11B 33/0411; G11B 33/0477; G11B 33/0466; G11B 23/0021; G11B 23/505; B65D 2543/00296; B65D 2543/00685; B65D 2543/00796; B65D 2543/00648; B65D 2543/00101; B65D 1/0223; B65D 51/24; B65D 5/4204; B65D 2575/586

USPC ..... D9/414, 418, 420, 423, 424, 425, 426, D9/715, 721; D6/632, 634, 635; D24/121, D24/128; 206/308.1, 756, 769, 771; 604/338

See application file for complete search history.

(56) **References Cited**

**U.S. PATENT DOCUMENTS**

3,109,539 A \* 11/1963 Turoff ..... 206/310  
3,949,872 A 4/1976 Paudras  
D245,579 S \* 8/1977 Jewell ..... D9/420

D347,320 S \* 5/1994 Du Corday ..... D6/634  
5,311,990 A 5/1994 Kalinski  
D364,739 S \* 12/1995 Okamoto et al. .... D3/263  
5,634,559 A 6/1997 Foos et al.  
D385,145 S 10/1997 VerWeyst et al.  
5,713,463 A 2/1998 Lakoski et al.  
5,775,536 A 7/1998 Lambelet, Jr. et al.  
6,021,894 A 2/2000 Lakoski et al.  
D421,856 S \* 3/2000 Kirihiro et al. .... D6/407  
D438,418 S 3/2001 Myszka et al.  
D444,984 S 7/2001 Myszka et al.  
D445,289 S 7/2001 Myszka et al.  
D452,628 S 1/2002 Stauffer

(Continued)

**FOREIGN PATENT DOCUMENTS**

FR 865932 10/1986  
FR 974493 7/1997

*Primary Examiner* — Derrick Holland

*Assistant Examiner* — Lauren Calve

(74) *Attorney, Agent, or Firm* — Levenfeld Pearlstein, LLC

(57) **CLAIM**

The ornamental design for a package for ostomy barrier ring, as shown and described.

**DESCRIPTION**

FIG. 1 is a top, front perspective view of a package for ostomy barrier ring embodying our new design, shown in a closed position;

FIG. 2 is a top view thereof;

FIG. 3 is a bottom view thereof;

FIG. 4 is a left side view thereof;

FIG. 5 is a right side view thereof;

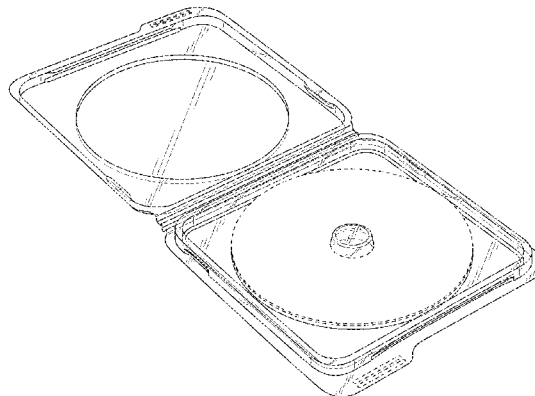
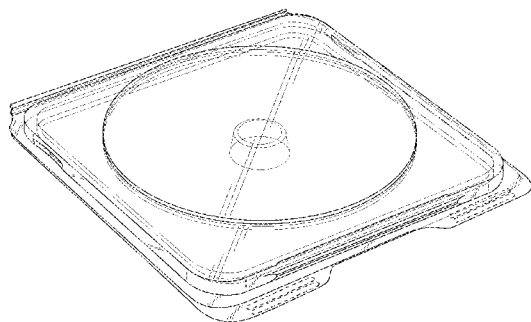
FIG. 6 is a rear view thereof;

FIG. 7 is a front view thereof; and,

FIG. 8 is a top, rear, environmental view thereof, shown in an open position.

The broken lines shown represent unclaimed subject matter and form no part of the claimed design.

**1 Claim, 6 Drawing Sheets**



(56)

**References Cited**

U.S. PATENT DOCUMENTS

|              |    |        |                |                               |           |  |  |
|--------------|----|--------|----------------|-------------------------------|-----------|--|--|
| D456,201     | S  | 4/2002 | Hummell et al. |                               |           |  |  |
| D468,199     | S  | *      | 1/2003         | Lambelet et al. ....          | D9/423    |  |  |
| 6,540,078    | B1 | 4/2003 | Homent et al.  |                               |           |  |  |
| 6,991,100    | B2 | *      | 1/2006         | Delaere et al. ....           | 206/308.1 |  |  |
| D518,676     | S  |        | 4/2006         | Lee et al.                    |           |  |  |
| D603,697     | S  | *      | 11/2009        | Edwards et al. ....           | D9/425    |  |  |
| D641,580     | S  | *      | 7/2011         | Lau .....                     | D6/634    |  |  |
| D655,158     | S  | *      | 3/2012         | Drozek et al. ....            | D9/435    |  |  |
| 2008/0245687 | A1 | *      | 10/2008        | Gelardi .....                 | 206/308.1 |  |  |
| 2014/0163496 | A1 | *      | 6/2014         | Grum-Schwensen<br>et al. .... | 604/338   |  |  |

\* cited by examiner

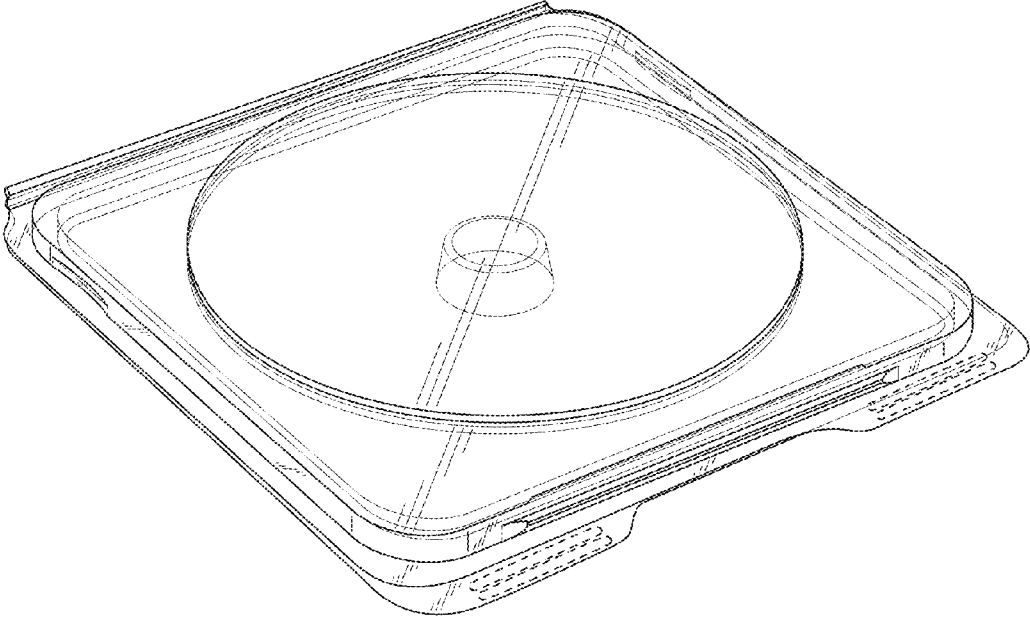


FIG. 1

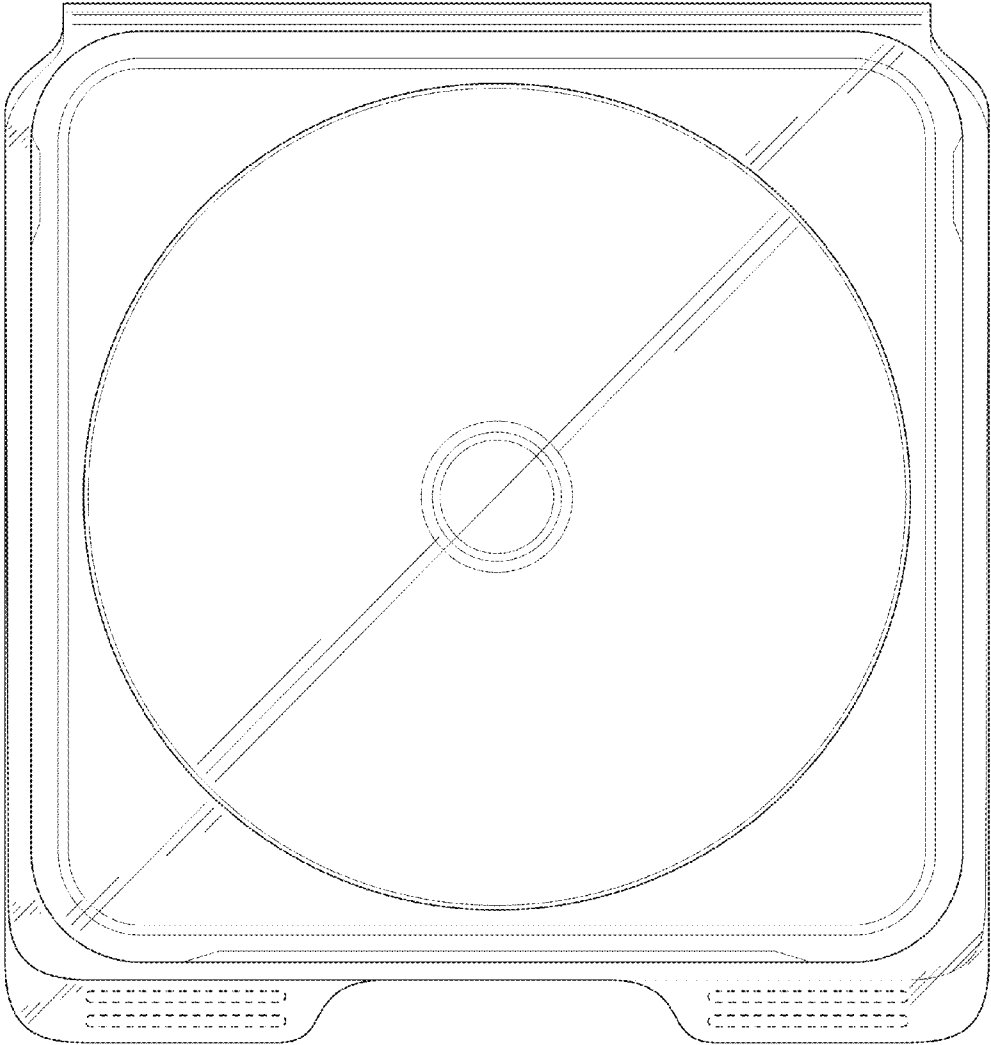


FIG. 2

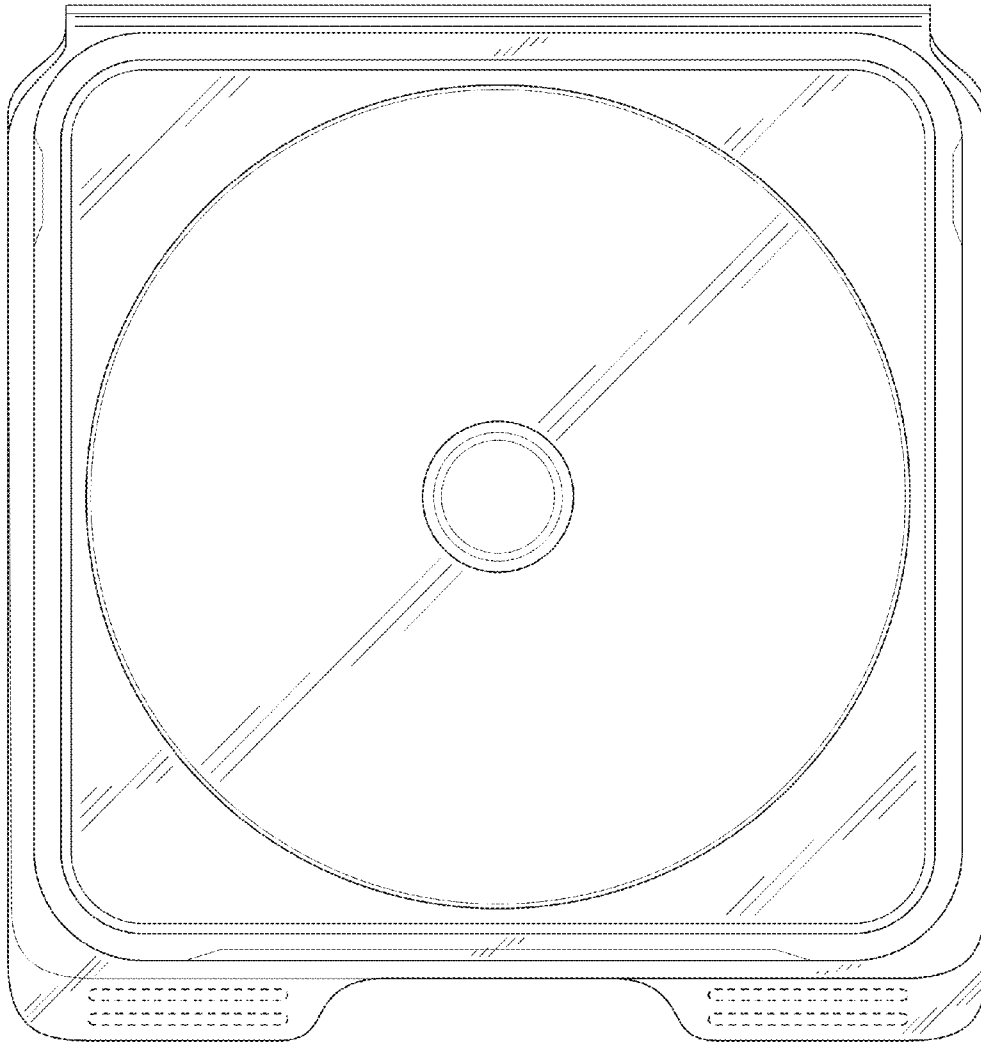


FIG. 3



FIG. 4

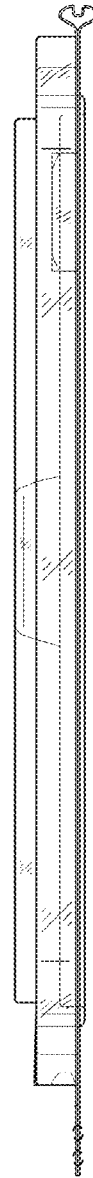


FIG. 5




FIG. 6



FIG. 7

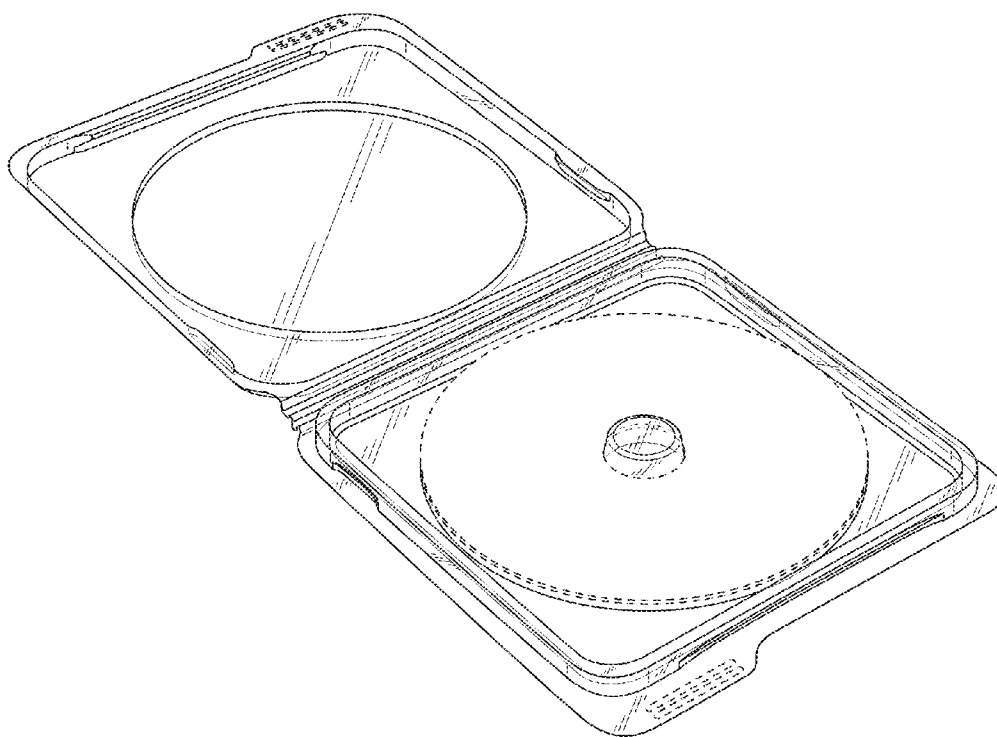


FIG. 8