

(19) World Intellectual Property Organization
International Bureau



(43) International Publication Date
10 June 2004 (10.06.2004)

PCT

(10) International Publication Number
WO 2004/049679 A1

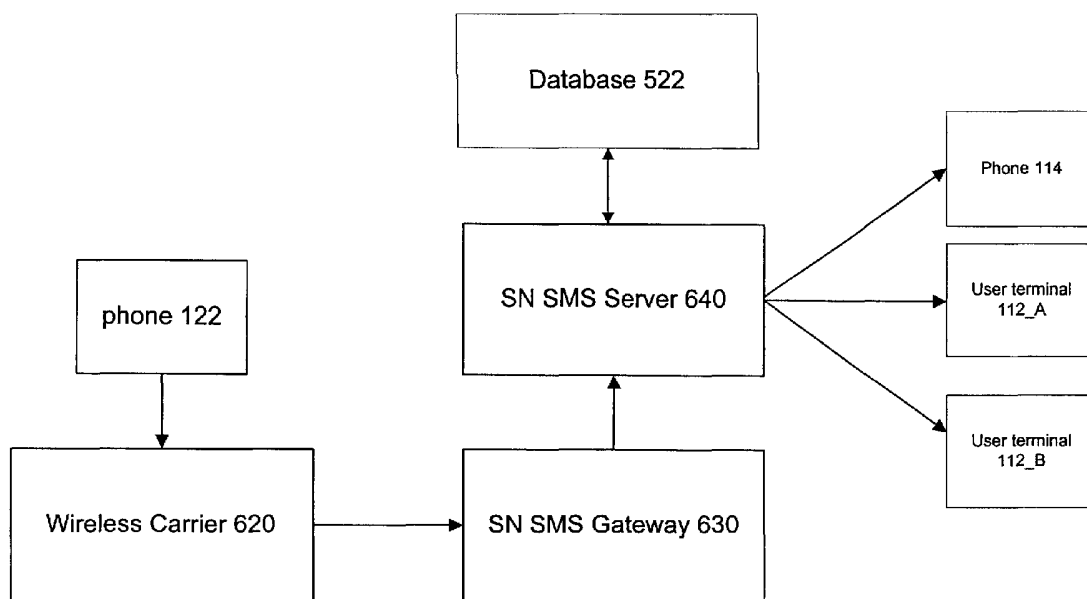
- (51) International Patent Classification⁷: H04M 1/64, G06F 15/167, 17/30
- (21) International Application Number: PCT/US2003/037690
- (22) International Filing Date: 25 November 2003 (25.11.2003)
- (25) Filing Language: English
- (26) Publication Language: English
- (30) Priority Data:
 - 60/428,704 25 November 2002 (25.11.2002) US
 - 60/436,018 26 December 2002 (26.12.2002) US
- (71) Applicants: TELESECTOR RESOURCES GROUP, INC. [US/US]; A Delaware Corporation, 1095 Avenue of the Americas, New York, NY 10036 (US). VERIZON DATA SERVICES INC. [US/US]; a Delaware corporation, One East Telecom Parkway, Mail Code B3E, Temple Terrace, FL 33637 (US).
- (72) Inventors: GRAIG, L. Reding; 289 Erie Avenue., Midland Park, NJ 07432 (US). ZIAUDDIN, Majid; 1222 Hidden Ridge Road., Irving, TX 75038 (US). SHASHI, Neelakantan; 8241 Ranch View Drive., Irving, TX 75063 (US).
- (74) Agent: LEONARD, Suchyta, C.; c/o Christian Andersen, Verizon Corporate Services Group Inc., 600 Hidden Ridge, Mailcode HQE03H141, Irving, TX 75038 (US).
- (81) Designated States (national): AE, AG, AL, AM, AT, AU, AZ, BA, BB, BG, BR, BY, BZ, CA, CH, CN, CO, CR, CU, CZ, DE, DK, DM, DZ, EC, EE, ES, FI, GB, GD, GE, GH, GM, HR, HU, ID, IL, IN, IS, JP, KE, KG, KP, KR, KZ, LC, LK, LR, LS, LT, LU, LV, MA, MD, MG, MK, MN, MW, MX, MZ, NO, NZ, OM, PH, PL, PT, RO, RU, SC, SD, SE, SG, SK, SL, TJ, TM, TN, TR, TT, TZ, UA, UG, UZ, VC, VN, YU, ZA, ZM, ZW.
- (84) Designated States (regional): ARIPO patent (BW, GH, GM, KE, LS, MW, MZ, SD, SL, SZ, TZ, UG, ZM, ZW), Eurasian patent (AM, AZ, BY, KG, KZ, MD, RU, TJ, TM), European patent (AT, BE, BG, CH, CY, CZ, DE, DK, EE, ES, FI, FR, GB, GR, HU, IE, IT, LU, MC, NL, PT, RO, SE, SI, SK, TR), OAPI patent (BF, BJ, CF, CG, CI, CM, GA, GN, GQ, GW, ML, MR, NE, SN, TD, TG).

Published:

- with international search report
- before the expiration of the time limit for amending the claims and to be republished in the event of receipt of amendments

[Continued on next page]

(54) Title: METHOD AND SYSTEMS FOR SINGLE NUMBER TEXT MESSAGING



(57) Abstract: Methods and systems for providing a SMS message sent to a particular phone number or address to a preferred device (112). A sender (122) may send a SMS message to a phone number address (112) of a user. The SMS message (640) is then routed to a preferred device selected by the user and displayed in an appropriate format on the preferred device.

WO 2004/049679 A1



For two-letter codes and other abbreviations, refer to the "Guidance Notes on Codes and Abbreviations" appearing at the beginning of each regular issue of the PCT Gazette.

METHODS AND SYSTEMS FOR SINGLE NUMBER TEXT MESSAGING
DESCRIPTION

Related Applications

[001] Applicants claim the right to priority under 35 U.S.C. § 119(e) based on Provisional Patent Application No. 60/428,704, entitled "DIGITAL COMPANION," filed November 25, 2002; and Provisional Patent Application No. 60/436,018, entitled "DIGITAL COMPANION," filed December 26, 2002, both of which are expressly incorporated herein by reference in their entirety.

[002] The present application also relates to U.S. Patent Application No. 10/083,792, entitled "VOICE MAIL INTEGRATION WITH INSTANT MESSENGER," filed February 27, 2002, Attorney Docket No. 01-1001; U.S. Patent Application No. 10/083,884, entitled "DEVICE INDEPENDENT CALLER ID," filed February 27, 2002, Attorney Docket No. 01-1002; and U.S. Patent Application No. 10/083,822, entitled "METHOD AND APPARATUS FOR A UNIFIED COMMUNICATION MANAGEMENT VIA INSTANT MESSAGING," filed February 27, 2002, Attorney Docket No. 01-1004; U.S. Patent Application No. 10/083,793, entitled "METHOD AND APPARATUS FOR CALENDARED COMMUNICATIONS FLOW CONTROL," filed February 27, 2002, Attorney Docket No. 01-1007; U.S. Patent Application No. 10/084,121, entitled "CALENDAR-BASED CALLING AGENTS," filed February 27, 2002, Attorney Docket No. 01-1008; U.S. Patent Application No. (_____), entitled "METHODS AND SYSTEMS FOR DRAG AND DROP CONFERENCE CALLING," Attorney Docket No. 03-1012; U.S. Patent Application No. (_____), entitled "METHODS AND SYSTEMS FOR CONFERENCE CALL BUFFERING," Attorney Docket No. 03-1013; U.S. Patent Application No. (_____), entitled "METHODS AND SYSTEMS FOR COMPUTER ENHANCED CONFERENCE CALLING," Attorney Docket No. 03-1014; U.S. Patent Application No. (_____), entitled "METHODS AND SYSTEMS FOR REMOTE CALL ESTABLISHMENT," Attorney Docket No. 03-1015; U.S. Patent Application No. (_____), entitled "METHODS AND SYSTEMS FOR CALL MANAGEMENT WITH USER INTERVENTION," Attorney Docket No. 03-1016; U.S. Patent Application No. (_____),

entitled "METHODS AND SYSTEMS FOR DIRECTORY INFORMATION LOOKUP," Attorney Docket No. 03-1017; U.S. Patent Application No. (_____), entitled "METHODS AND SYSTEMS FOR AUTOMATICALLY FORWARDING CALLS TO CELL PHONE," Attorney Docket No. 03-1018; U.S. Patent Application No. (_____), entitled "METHODS AND SYSTEMS FOR ADAPTIVE MESSAGE AND CALL NOTIFICATION," Attorney Docket No. 03-1019; U.S. Patent Application No. (_____), entitled "METHODS AND SYSTEMS FOR A CALL LOG," Attorney Docket No. 03-1020; U.S. Patent Application No. (_____), entitled "METHODS AND SYSTEMS FOR AUTOMATIC FORWARDING OF CALLS TO A PREFERRED DEVICE," Attorney Docket No. 03-1021; U.S. Patent Application No. (_____), entitled "METHODS AND SYSTEMS FOR MULTI-LINE INTEGRATED DEVICE OR LINE MANAGEMENT," Attorney Docket No. 03-1022; U.S. Patent Application No. (_____), entitled "METHODS AND SYSTEMS FOR CONTACT MANAGEMENT," Attorney Docket No. 03-1023; U.S. Patent Application No. (_____), entitled "METHODS AND SYSTEMS FOR NOTIFICATION OF CALL TO PHONE DEVICE," Attorney Docket No. 03-1024; U.S. Patent Application No. (_____), entitled "METHODS AND SYSTEMS FOR MULTI-USER SELECTIVE NOTIFICATION," Attorney Docket No. 03-1026; U.S. Patent Application No. (_____), entitled "METHODS AND SYSTEMS FOR CPN TRIGGERED COLLABORATION," Attorney Docket No. 03-1027; and U.S. Patent Application No. (_____), entitled "METHODS AND SYSTEMS FOR PREEMPTIVE REJECTION OF CALLS," Attorney Docket No. 03-1028, all of which are expressly incorporated herein by reference in their entirety.

Technical Field

[003] The present invention relates to methods and systems for forwarding a SMS message sent to a particular phone number or address to a preferred device.

Background of the Invention

[004] A wide variety of means exist for communication between users. For example, a user may conduct phone calls via a home phone, a work phone, and a mobile phone. In addition, users may also communicate using devices such as PC's, PDA's, pagers, etc. using communication protocols such as email and instant messaging.

[005] Unfortunately, managing such a wide variety of communication means can be difficult. In particular, as a user changes location, communication with the user may vary. For example, while on travel, it may only be possible to reach a user by mobile phone. However, the user may best be reached by email while at work. Also, the user may wish to implement various rules for receiving and controlling communications. For example, to be reached at home, the user may want the home phone to ring three times before forwarding the call to a mobile phone. As another example, the user may wish to be paged each time an email is received from a particular person while away from the office.

[006] Typically, to implement communication management, a person must individually manage each communication device separately. Thus, when the user wishes to change how communication is managed, the user may have to deal with numerous devices and, perhaps, service centers.

[007] For example, a user may use multiple communication devices that are each assigned a different phone number or address. In addition to a device assigned a home phone number, a person may have a phone number assigned to a device at their workplace, a phone number assigned to a mobile phone, and an e-mail address accessible only via an internet-connected computer device. At any given time, the user may not have access to all of these devices.

[008] Therefore, there is a need for providing messages to a user regardless of the device available to the user at any one given time.

SUMMARY

[009] Methods and systems route a SMS message sent to any of a user's communication devices to a user's preferred communication device. A

SMS-capable device may send an SMS message to a user by using the user's home phone number as the destination SMS address. Accordingly, the SMS message is routed based on user preferences to the user's preferred device or client. The user's preferred device may include, but is not limited to another SMS-capable device, an e-mail address, an instant messenger client, a phone number (though a text-to-speech engine), or to the user's digital companion client.

[010] In accordance with an embodiment consistent with the principles of the present invention, a method provides SMS messages to a user having a plurality of devices including a preferred device. A SMS message for one of the plurality of devices is received. The preferred device for receiving messages is determined. The SMS message is formatted according to characteristics of the preferred device. And the formatted message is sent to the preferred device.

[011] In accordance with an embodiment consistent with the principles of the present invention, a system provides SMS messages to a user having a plurality of devices including a preferred device. A database stores a specification of a preferred device. A gateway server receives a SMS message sent to one of the user's devices. A server function determines the preferred device. And a SMS server sends the SMS message to the preferred device.

[012] In accordance with an embodiment consistent with the principles of the present invention, an apparatus provides SMS messages to a user having a plurality of devices including a preferred device. A database stores a specification of a preferred device. A gateway server receives a SMS message sent to one of the user's devices. A server function determines the preferred device. And a SMS server sends the SMS message to the preferred device.

[013] In accordance with an embodiment consistent with the principles of the present invention, an apparatus provides SMS messages to a user having a plurality of devices including a preferred device, including means for storing a specification of a preferred device, means for receiving a

SMS message sent to one of the user's devices, means for determining the preferred device, and means for sending the SMS message to the preferred device.

[014] It is to be understood that both the foregoing general description and the following detailed description are exemplary and explanatory only and are not restrictive of the invention, as claimed. The accompanying drawings, which are incorporated in and constitute a part of this specification, illustrate several embodiments of the invention and together with the description, serve to explain the principles of the invention.

BRIEF DESCRIPTION OF THE DRAWINGS

[015] The accompanying drawings, which are incorporated in and constitute a part of this specification, illustrate one embodiment consistent with the invention and, together with the description, serve to explain the principles of the invention.

[016] Fig. 1 is a diagram of an exemplary data processing and telecommunications environment in which features and aspects consistent with the principals of the present invention may be implemented;

[017] Fig. 2 is a diagram of an exemplary user terminal, consistent with the principals of the present invention;

[018] Fig. 3 is a diagram of a voice network, consistent with the principles of the present invention;

[019] Fig. 4 is a block diagram of a service center, consistent with the principles of the present invention;

[020] Fig. 5 illustrates a logical architecture of an exemplary system, consistent with the present invention;

[021] Fig. 6 shows a diagram of a SMS message notification system, consistent with the principles of the present invention; and

[022] Fig. 7 shows a flow diagram of a SMS message notification system.

DETAILED DESCRIPTION

[023] Methods and systems route a SMS message sent to any of a user's communications devices to a user's preferred device. A SMS-capable

device may send an SMS message to a user by using the user's home phone number as the destination SMS address. Accordingly, the SMS message is routed based on user preferences to the user's preferred device or client. The user's preferred device or client may include, but is not limited to another SMS-capable device, an e-mail address, an instant messenger client, a phone number (though a text-to-speech engine), or to the user's digital companion client.

[024] Reference will now be made in detail to exemplary embodiments of the present invention, examples of which are illustrated in the accompanying drawings. Wherever possible, the same reference numbers will be used throughout the drawings to refer to the same or like parts.

[025] Fig. 1 is a block diagram of a data processing and telecommunications environment 100, in which features and aspects consistent with the present invention may be implemented. The number of components in environment 100 is not limited to what is shown and other variations in the number of arrangements of components are possible, consistent with embodiments of the invention. The components of Fig. 1 may be implemented through hardware, software, and/or firmware. Data processing and telecommunications environment 100 may include a data network 102, a voice network 104, and a service center 106. A user 110 may use a user terminal 112 to interface with data network 102 and may use phones 114, 116, and 118 to interface with voice network 104. A calling party 120 may use phone 122 to call a user, such as user 110, at any one of phones 114, 116, and 118.

[026] Data network 102 provides communications between the various entities depicted in environment 100 of Fig. 1, such as user terminal 112 and service center 106. Data network 102 may be a shared, public, or private network and encompass a wide area or local area. Data network 102 may be implemented through any suitable combination of wired and/or wireless communication networks. By way of example, data network 102 may be implemented through a wide area network (WAN), local area network (LAN), an intranet and/or the Internet. Further, the service center 106 may be

connected to multiple data networks 102, such as, for example, to a wireless carrier network and to the Internet.

[027] Voice network 104 may provide telephony services to allow a calling party, such as calling party 120, to place a telephone call to user 110. In one embodiment, voice network 104 may be implemented using a network, such as the Public Switched Telephone Network ("PSTN"). Alternatively, voice network 104 may be implemented using voice-over Internet Protocol ("VoIP") technology. In addition, voice network 104 may be implemented using both PSTN and VoIP technology consistent with the principles of the present invention. Further, service center 106 may be connected to multiple voice networks 104, such as for example, Verizon's™ Voice Network, voice networks operated by other carriers, and wireless carrier networks.

[028] Service center 106 provides a platform for managing communications over data network 102 and voice network 104. Service center 106 also provides gateway functions, such as code and protocol conversions, to transfer communications between data network 102 and voice network 104. Service center 106 may be implemented using a combination of hardware, software, and/or firmware. For example, service center 106 may be implemented using a plurality of general purpose computers or servers coupled by a network (not shown). Although service center 106 is shown with direct connections to data network 102 and voice network 104, any number and type of network elements may be interposed between service center 106, data network 102, and voice network 104.

[029] User terminal 112 provides an interface to data network 102 for user 110. For example, user terminal 112 may be implemented using any device capable of accessing the Internet, such as a general purpose computer or personal computer equipped with a modem. User terminal 112 may also be implemented in other devices, such as the Blackberry™, and Ergo Audrey™. Furthermore, user terminal 112 may be implemented in wireless devices, such as pagers, mobile phones (with data access functions), and Personal Digital Assistants ("PDA") with network connections.

[030] User terminal 112 also allows user 110 to communicate with service center 106. For example, user 110 may use instant messaging ("IM") to communicate with service center 106. In addition, user terminal 112 may use other aspects of TCP/IP including the hypertext transfer protocol ("HTTP"); the user datagram protocol ("UDP"); the file transfer protocol ("FTP"); the hypertext markup language ("HTML"); and the extensible markup language ("XML").

[031] Furthermore, user terminal 112 may communicate directly with service center 106. For example, a client application may be installed on user terminal 112, which directly communicates with service center 106. Also, user terminal 112 may communicate with service center 106 via a proxy.

[032] Phones 114, 116, 118, and 122 interface with voice network 104. Phones 114, 116, 118, and 122 may be implemented using known devices, including wireline phones and mobile phones. Although phones 114, 116, 118, and 122 are shown directly connected to voice network 104, any number of intervening elements, such as a private branch exchange ("PBX"), may be interposed between phones 114, 116, 118, and 122 and voice network 104. One or more of phones 114, 116, 118, and 112 may be associated with user 110. For example, phone 114 may be a home phone billed to user 110, phone 116 may be a mobile phone billed to user 110, and phone 118 may be a home phone billed to a friend of user 110. Phones 114 and 116 may be billed to the same or different accounts of user 110, for example.

[033] Fig. 2 is a block diagram of a user terminal consistent with the present invention. User terminal 112 includes a central processing unit (CPU) 200, a memory 202, a storage module 204, a network interface 206, an input interface 208, an output interface 210, an input device 212, and an output device 214.

[034] CPU 200 provides control and processing functions for user terminal 112. Although Fig. 2 illustrates a single CPU, user terminal 112 may include multiple CPUs. CPU 200 may also include, for example, one or more of the following: a co-processor, memory, registers, and other processing

devices and systems as appropriate. CPU 200 may be implemented, for example, using a Pentium™ processor provided from Intel Corporation.

[035] Memory 202 provides a primary memory for CPU 200, such as for program code. Memory 202 may be embodied with a variety of components of subsystems, including a random access memory (“RAM”) and a read-only memory (“ROM”). When user terminal 112 executes an application installed in storage module 204, CPU 200 may download at least a portion of the program code from storage module 204 into memory 202. As CPU 200 executes the program code, CPU 200 may also retrieve additional portions of program code from storage module 204.

[036] Storage module 204 may provide mass storage for user terminal 112. Storage module 204 may be implemented with a variety of components or subsystems including, for example, a hard drive, an optical drive, CD ROM drive, DVD drive, a general-purpose storage device, a removable storage device, and/or other devices capable of storing information. Further, although storage module 204 is shown within user terminal 112, storage module 204 may be implemented external to user terminal 112.

[037] Storage module 204 includes program code and information for user terminal 112 to communicate with service center 106. Storage module 204 may include, for example, program code for a calendar application, such as GroupWise provided by Novell Corporation or Outlook provided by Microsoft Corporation; a client application, such as a Microsoft Network Messenger Service (MSNMS) client or America Online Instant Messenger (AIM) client; and an Operating System (OS), such as the Windows Operation System provided by Microsoft Corporation. In addition, storage module 204 may include other program code and information, such as program code for TCP/IP communications; kernel and device drivers; configuration information, such as a Dynamic Host Configuration Protocol (DHCP) configuration; a web browser, such as Internet Explorer provided by Microsoft Corporation, or Netscape Communicator provided by Netscape Corporation; and any other software that may be installed on user terminal 112.

[038] Network interface 206 provides a communications interface between user terminal 112 and data network 102. Network interface 206 may receive and transmit communications for user terminal 112. For example, network interface 206 may be a modem, or a local area network ("LAN") port.

[039] Input interface 208 receives input from user 110 via input device 212 and provides the input to CPU 200. Input device 212 may include, for example, a keyboard, a microphone, and a mouse. Other types of input devices may also be implemented consistent with the principles of the present invention.

[040] Output interface 210 provides information to user 110 via output device 214. Output device 214 may include, for example, a display, a printer, and a speaker. Other types of output devices may also be implemented consistent with the principles of the present invention.

[041] Fig. 3 is a more detailed diagram of voice network 104, consistent with the principles of the present invention. As shown, voice network 104 includes an intelligent service control point (ISCP) 302, service transfer points (STP) 304 and 306, service switching points (SSP) 308 and 310, a line information database (LIDB) 312, an ISCP Service Provisioning And Creation Environment (SPACE) 314, a Recent Change Environment 316, and an Intelligent Peripheral (IP) 320.

[042] Voice network 104 may be implemented using the PSTN and SS7 as a signaling protocol. The SS7 protocol allows voice network 104 to provide features, such as call forwarding, caller-ID, three-way calling, wireless services such as roaming and mobile subscriber authentication, local number portability, and toll-free/toll services. The SS7 protocol provides various types of messages to support the features of voice network 104. For example, these SS7 messages may include Transaction Capabilities Applications Part ("TCAP") messages to support event "triggers," and queries and responses between ISCP 302 and SSPs 308 and 310.

[043] ISCP 302 may also be, for example, a standard service control point (SCP) or an Advanced Intelligent Network (AIN) SCP. ISCP 302 provides translation and routing services of SS7 messages to support the

features of voice network 104, such as call forwarding. In addition, ISCP 302 may exchange information with the service center 106 using TCP/IP or SS7. ISCP 302 may be implemented using a combination of known hardware and software. Although ISCP 302 is shown with a direct connection to service center 106 through ISCP SPACE 314, any number of network elements including routers, switches, hubs, etc., may be used to connect ISCP 302 and service center 106.

[044] STPs 304 and 306 relay SS7 messages within voice network 104. For example, STP 304 may route SS7 messages between SSPs 308 and 310. STP 302 may be implemented using known hardware and software from manufacturers such as NORTEL™ and LUCENT Technologies™.

[045] SSPs 308 and 310 provide an interface between voice network 104 and phones 114 and 120, respectively, to setup, manage, and release telephone calls within voice network 104. SSPs 308 and 310 may be implemented as a voice switch, an SS7 switch, or a computer connected to a switch. SSPs 308 and 310 exchange SS7 signal units to support a telephone call between calling party 120 and user 110. For example, SSPs 308 and 310 may exchange SS7 messages, such as TCAP messages, within message signal units ("MSU") to control calls, perform database queries to configuration database 312, and provide maintenance information.

[046] Line Information Database (LIDB) 312 comprises one or more known databases to support the features of voice network 104. For example, LIDB 312 may include subscriber information, such as a service profile, name and address, and credit card validation information.

[047] ISCP Service Provisioning and Creation Environment (SPACE) 314 may be included as part of ISCP 302 or be separate from ISCP 302. For example, a Telcordia™ ISCP may provide the function of SPACE 314 as part of system 100. Further, ISCP SPACE 314 may include one or more servers. ISCP SPACE 314 is the point in the ISCP platform where user record updates may be made.

[048] In one embodiment, user records may be stored in ISCP SPACE 314 such that the records may be updated and sent to ISCP 302.

These records may include information regarding how to handle calls directed to the user. For example, these user records may include information regarding whether or not calls for the user are to be forwarded to a different number, and/or whether or not the call should be directed to an IP, such as a voice mail system, after a certain number of rings. Additionally, one ISCP SPACE 314 may provide updates to one or more ISCPs 302 via an ISCP network (not shown).

[049] Additionally, the voice network 104 may include one or more recent change engines 316 such as, for example, an Enterprise Recent Change engine (eRC); an Assignment, Activation, and Inventory System (AAIS); or a multi-services platform (MSP). As an example, the eRC and AAIS may be used in voice networks 104 located in the western part of the United States, while an MSP may be used in networks in the eastern part. The recent change engines may be used to update switch and ISCP databases. For example, a recent change engine may deliver database updates to SSPs and to ISCPs, such that when updating databases, these recent change engines emulate human operators. Additionally, if the instructions are to be sent to an ISCP 302, the recent change engine may first send the instructions to ISCP SPACE 314, which then propagates the instructions to ISCP 302 as discussed above. Further, an MSP may be used, for example, for providing updates to both SSPs 308 or 310 and the ISCPs 302. Alternatively, an eRC may be used, for example, to provide updates to the SSPs 308 or 310, while an AAIS is used for providing updates to the ISCPs 302.

[050] Additionally, voice network 104 may include one or more intelligent peripherals (IP). As shown, for example, in Figure 4, an IP 320 is illustrated as being connected to SSP 308. These IPs may be used for providing services, such as voice mail services.

[051] Fig. 4 is a block diagram of service center 106, consistent with the principles of the present invention. As shown, service center 106 may include firewalls 402 and 404, one or more digital companion servers 406, one or more communication portal servers 408, one or more network access

servers 410, and a voice portal 412. Voice portal 412 may include a voice portal application server 414 and a voice recognition server 416. A network 418 may be used to interconnect the firewalls and servers. Additionally, back end server(s) 420 may be provided between the service center 106 and voice network 104.

[052] Firewalls 402 and 404 provide security services for communications between service center 106, data network 102, and voice network 104, respectively. For example, firewalls 402 and 404 may restrict communications between user terminal 112 and one or more servers within service center 106. Any appropriate security policy may be implemented in firewalls 402 and 404 consistent with the principles of the present invention. For example, firewalls 402 and 404 may be implemented using a combination of known hardware and software, such as the Raptor Firewall provided by the Axent Corporation. Further, firewalls 402 and 404 may be implemented as separate machines within service center 106, or implemented on one or more machines external to service center 106.

[053] Network 418 may be any appropriate type of network, such as an Ethernet or FDDI network. Additionally, network 418 may also include switches and routers, as appropriate, without departing from the scope of the invention. Further, additional firewalls may be present in network 418, for example, to place one or more of servers 406, 408, 410, or voice portal 412 behind additional firewalls.

[054] Each server (406, 408, 410, 414, 416, 420) may be any type of appropriate server or computer, such as a Unix or DOS based server or computer. The servers may implement various logical functions, such as those described below. In Figure 4, a different server is illustrated as being used for each logical function. In other embodiments, the logical functions may be split across multiple servers, multiple servers may be used to implement a single function, all functions may be performed by a single server, etc.

[055] In general, a digital companion server 406 may provide the software and hardware for providing specific services of service center 106.

Exemplary services include, for example, permitting a user 110 to add contacts to an address book from a history of calls made or received by user 110, permitting a user 110 to make calls from numbers retrieved from their address book, scheduling a call to be placed at a specific time, or permitting the user 110 to access and view a name and/or address associated with a phone number. Additionally, these services may include permitting the user 110 to listen to voice mail messages on-line over the Internet, forward their calls based on a scheduler and/or the calling parties number, setting up conference calls on-line, etc. For example, a user may specify a preferred device or client for receiving SMS messages. When a SMS message is sent to the user's home telephone number, the SMS may be transmitted to the user's preferred device or client, thereby allowing messages sent to one number or address to reach the user.

[056] A communication portal server 408 may provide the hardware and software for managing a user's account and interfacing with user account information stored by the provider of user's voice network 104. Network access servers 410 may provide the hardware and software for sending and receiving information to voice network 104 in processing the applications provided by the service center. For example, network access servers 410 may be used for transmitting and/or receiving information from/to an ISCP 302 or an SSP 308 or 310 of voice network 104.

[057] Voice portal 412 includes software and hardware for receiving and processing instructions from a user via voice. For example, a user may dial a specific number for voice portal 412. Then the user, using speech, may provide instructions for service center 106 to modify the services to which the user subscribes. Voice portal 412 may include, for example, a voice recognition server 416 and an application server 414. Voice recognition server 416 may receive and interpret dictation, or recognize spoken commands. Application server 414 may take, for example, the output from voice recognition server 416, convert it to a format suitable for service center 106 and forward the information to one or more servers (406, 408, 410) in service center 106.

[058] Fig. 5 illustrates a logical architecture of an exemplary system, consistent with the present invention. As illustrated, the logical architecture may be split into four sections or planes: client side 502, application service 504, network access 506, and voice network plane 508.

[059] Client side 502 includes user terminals 112_A and 112_B that a user may use to send and/or receive information to/from service center 106. Additionally, client side 502 includes user's phone(s) 114. As discussed above, user terminals 112 may be any type of appropriate device a user may use for communicating with Service Center 106. For example, user terminal 112_A may be a PDA running a program for communicating with Service Center 106, while user terminal 112_B may be a desktop type computer running a web browser for communicating with Service Center 106 via the Internet. Additionally, the user may have one or more phones 114, such as, for example, one or more standard landline telephones and/or wireless phones.

[060] Application service plane 504 includes digital companion server(s) 406, communication portal server(s) 408, and voice portal 412. These entities may communicate between one another using, for example, web services or any other suitable protocols. Web services are a standardized way of integrating Web-based applications using the Extensible Markup Language (XML), Simple Object Access Protocol (SOAP), Web Services Description Language (WSDL) and Universal Description, Discovery and Integration (UDDI) open standards over an Internet protocol (IP) backbone.

[061] As illustrated, digital companion server 406 may provide the following functions: a client proxy 512, a web server 514, an application server function 516, a calendar server function 518, a notification server function 520, and a database server function 522. Each of these functions may be performed in hardware, software, and/or firmware. Further, these functions may each be executed by a separate server, split across multiple servers, included on the same server functions, or any other manner.

[062] Client proxy function 512 provides a proxy function for the digital companion that may be used for security purposes. This client proxy function 512 may be included in a separate server such that all communications sent from the other digital companion functions/servers to a user terminal 112 via data network 102 go through client proxy 512. Also, if client proxy 512 is included on a separate server, for example, an additional firewall may be provided between client proxy 512 and the other digital companion servers to provide additional security.

[063] Web server 514 provides functionality for receiving traffic over data network 102 (Fig. 1) from a user. For example, web server 514 may be a standard web server that a user may access using a web browser program, such as Internet Explorer or Netscape Communicator.

[064] Application server function 516 encompasses the general functions performed by digital companion server(s) 406. For example, these functions may include interfacing with the various other digital companion functions to perform specific applications provided by the service center. These services may include, for example, interfacing with other function(s), software, and/or hardware to provide a user with the capability of managing their calls online. For example, permitting a user to add contacts to their address book from a history of calls made or received by the user, permitting a user to make calls directly from their address book, scheduling a call to be placed at a specific time, or permitting the user to look at the name and/or address associated with a phone number. Additionally, these services may include permitting the user to listen to their voice mail on-line, forwarding their calls based on a scheduler and/or the calling parties number, setting up conference calls on-line, etc.

[065] Consistent with the present invention, a call notification service provides a user with a notification of an incoming call for one of a plurality of the user's devices on the user's preferred device. Also, consistent with the present invention, a voice mail notification service provides a user with a notification of a voice mail for one of a plurality of the user's devices on the user's preferred device.

[066] Additionally, application server function 516 may interface with one or more external devices, such as an external web server, for retrieving or sending information. For example, application server function 516 may interface with a voice network's data center 556 (e.g., verizon.com) to determine the services to which the user subscribes (e.g., call waiting, call forwarding, voice mail, etc.).

[067] Calendar server function 518 may provide the capability of scheduling events, logging when certain events occurred, triggering the application-functions to perform a function at a particular time, etc.

[068] Notification server function 520 provides the capability to send information from service center 106 to a user terminal 112. For example, notification server function 520 at the direction of application server function 516 may send a notification to user terminal 112 that the user is presently receiving a phone call at user's phone 114.

[069] Database function 522 stores information, in the form of databases, useable by the various applications executed by the digital companion servers. These databases may be included in, for example, one or more external storage devices connected to the digital companion servers. Alternatively, the databases may be included in storage devices within the digital companion servers themselves. The storage devices providing database function 522 may be any type of storage device, such as for example, CD-ROMs, DVD's, disk drives, magnetic tape, etc.

[070] Digital companion server 406 may also include an SN SMS Gateway 630 for receiving SMS messages. SN SMS Gateway 630 may receive SMS messages from back end server(s) 420 or from network access server(s) 410, for example. Additionally, digital companion server 406 may include an SN SMS Sever 640 for processing and distributing received SMS messages.

[071] As discussed above, communication portal server(s) 408 provide the hardware and software for managing a user's account and interfacing with user account information stored by the provider of user's voice network 104. As illustrated in Figure 5, communication portal server 408 may

provide the following functions: a web server function 526, an application server function 528, a contacts database function 530, and/or a user profile function 532. Each of these functions may be performed by a separate server, split across multiple servers, included on the same server functions, or any other manner.

[072] Web server function 526, as with web server function 514 of the digital companion servers, provides functionality for receiving traffic over data network 102 from a user. For example, the web server may be a standard web server that a user may access using a web browser, such as Internet Explorer or Netscape Communicator.

[073] Application server function 528 encompasses the general functions performed by communication portal servers 408. For example, these functions may include interfacing with the voice network to retrieve and/or modify user profile information, and creating and editing an address book for the user. Additionally, application server function 528 may include the functionality of sending and/or receiving information to/from external servers and/or devices. For example, communication portal servers 408 may be connected to a network, such as, the Internet. Application server function 528 may then provide connectivity over the Internet to external servers 552 that provide web services, such as the Superpages webpage. Application function 528 may then contact these external services 552 to retrieve information, such as an address for a person in the user's address book.

[074] In another example, application server function 528 of communication portal 408 may interface a single sign on (SSO) server 554. SSO 554 may be used to allow users to access all services to which the user subscribes, on the basis of a single authentication that is performed when they initially access the network.

[075] Contacts database 530 includes storage devices for storing data forming an address book for the user. This address book may be any appropriate type of address book. For example, the user's address book may include the names, phone numbers, and addresses of people and/or organizations. These storage devices may be internal or external to

communication portal servers 406 or some combination in between. In addition, these storage devices may be any type of storage device, such as magnetic storage, memory storage, etc.

[076] User profile database 532 includes storage devices for storing user profile information for the user. These storage devices may be the same or separate storage devices used for the contacts database. The user profile may include information regarding the user's account for their voice network. For example, this information may include the user's name, billing address, and other account information. Additionally, the user profile may include information regarding voice services to which the user subscribes, such as, for example, call waiting, voice mail, etc.

[077] Additionally, application services plane 504 of the architecture may include voice portal 412. As discussed above, voice portal 412 may include, for example, a voice recognition function 416 and an application server function 414, and be used for receiving and processing instructions from a user via voice. The voice recognition function may be implemented using hardware and/or software capable of providing voice recognition capabilities. This hardware and/or software may be a commercially available product, such as the Voice Application platform available from Tellme Networks, Incorporated. Application server function 414 of voice portal 412 may include hardware and/or software for exchanging information between digital companion servers 406 and voice recognition function 416. Additionally, application server function 414 may be included on a separate server, included in the hardware and software providing voice recognition function 416, included in digital companion servers 406, etc.

[078] Network Access plane 506 of the architecture includes the functions for providing connectivity between application service plane 502 and voice network 104. For example, this plane may include recent change engines 316, network access servers 410, and/or back end servers 420.

[079] As discussed above, recent change engines 316 may be used to update switches and ISCP databases included in the voice network 104. In one embodiment, recent change engines 316 may include an AAIS 544, an

eRC 546, and/or an MSP 548. Additionally, a proxy 542 may be used between digital companion servers 406 and recent change engines 542 for security purposes.

[080] Network access servers 410 may be included in the service center 106 and may provide the hardware and software for sending and receiving information to the voice network 410 in processing the applications provided by the service center. For example, network access servers 410 may include a Caller ID (CID) functionality for retrieving caller ID information from voice network 104, a click to dial (CTD) functionality for instructing an intelligent peripheral (IP) in the voice network to place a call via an SSP, and/or a real time call management (RTCM) functionality for interfacing with an ISCP of the voice network.

[081] Network Access plane 506 may also include one or more back end server(s) 420. These back end server(s) 420 may include hardware and/or software for interfacing service center 106 and voice network 104. Back end server(s) 420 may be connected to service center 106 by a network, by a direct connection, or in any other suitable manner. Further, back end server(s) 420 may connect to one or more devices in voice network 104 by a network, a direct connection, or in any other suitable manner.

[082] Back end server(s) 420 may include, for example, a server providing a voice mail retrieval and notification function. For example, this voice mail retrieval and notification function may communicate with a voice mail storage system on IP 320 to receive signals when a voice mail message is stored in a user's voice mail box, send appropriate codes to retrieve the voice mail message, retrieve the voice mail message, convert the voice mail message to a digital file, and send it to digital companion servers 406.

[083] Additionally, back end server(s) 420 may include, for example, a directory assistance server. This directory assistance server may, for example, interface service center 106 with a Reverse Directory Assistance Gateway (RDA Gateway) of voice network 104. A RDA Gateway is a device for issuing requests to a Data Operations Center (DOC) of voice network 104

for name and/or address information associated with a phone number and receiving the name and/or phone number in response to this request.

[084] In another example, back end server(s) 420 may include a wireless internet gateway that is used for interfacing with a mobile switching center (MSC) of a wireless voice network. As with the above-described back end server(s) 420, this wireless internet gateway may be used for converting requests and information between the formats used by service center 106 and those used by the wireless voice network.

[085] In yet another example, back end server(s) 420 may include a conference blasting server for instructing a conference bridge in the voice network 106 to dial out via an SSP to the participants of a voice conference. Alternatively, back end server(s) may include, for example, a server for instructing an IP of the voice network to place a call between two parties by dialing out to each of the parties. The back end server(s) may also include the capability to instruct the bridge or IP device to call an audio digitizing device that can listen to the conference, convert the audio signals to digital format, and forward the digitized signals to a user device via, for example, an audio streaming server. The audio streaming server may, for example, allow a user to connect to it via, for example, the Internet. Additionally, the audio streaming device may buffer or record the signals to permit the user to pause, rewind, and/or fast-forward thru the conference.

[086] In yet another example, back end server(s) 420 may include a Single Number Short Message Service (SN SMS) server for interfacing service center 106 with a SMS gateway in the voice network 104. This may be used for example to direct SMS messages addressed to the number of a user's home phone 114 to an SMS-capable device of the user's choosing.

[087] Voice network plane 508 includes the hardware and software included in voice network 104, as discussed above with reference to Fig. 3. For example, voice network plane 508 may include ISCP SPACE 314, ISCP 302, intelligent peripherals 320, and SSP 310. Additionally, voice network plane 508 may also include the hardware and software included in a wireless carrier's network, such as, for example, the mobile switching center, etc.

[088] In accordance with the present invention, as embodied and broadly described herein, methods and systems provide a user with a single number SMS message address for receiving SMS messages on a preferred device. For example, a person may send a user a SMS message directed to, for example, the user's home phone number acting as a SMS destination address. The described system may then determine where to route the SMS message based on the preferences set by the user. Incoming SMS messages sent to the user's SMS destination address may be forwarded to another SMS-capable device, an e-mail address, an instant messenger client, a phone number (using a text-to-speech engine), or to a digital companion client executing on a user terminal.

[089] In an embodiment consistent with the principles of the present invention, a sender of an SMS message may use an SMS-capable device, such as, for example, phone 122, to send a SMS message to user 110 by addressing the message to any of a user's communication devices. Back end servers 420 may receive the SMS message from network access level 506. Back end servers 420 may route the SMS message to digital companion server 406. Digital companion server 406 may route the SMS message to a preferred communication device 112, 114, specified by the user 110 by using notification server function 520.

[090] To select a preferred device for receiving notifications, the user may, for example, communicate with digital companion server 406 by executing digital companion client software on terminal 112_B. For example, the user may access a web page resident in digital companion server 406 to enter the telephone number or other identifying indicator specifying the preferred device. Alternatively, the user may use phone 114 to place a call to a service number at voice portal 412 whereby the user may interact with automated voice response menus or may speak with a user service representative to specify a preferred device. In yet another alternative, user 110 may interact with digital companion client software on terminal 112_A to transmit a phone number of the preferred device to digital companion server

406. The identity of the device specified by the user as the preferred device is stored in database 522.

[091] After initialing specifying a preferred device, the user may subsequently change the preferred to device to a different device by repeating the aforementioned process. Additionally, the user may specify a particular preferred device for receiving notifications based on the time of day or week. As such, the user may set in advance time periods during which different devices are specified as preferred devices to receive notifications. As is apparent to one of skill in the art, a variety of methods and systems may be implemented to facilitate the user's selection of a preferred device in keeping with the spirit and scope of the present invention.

[092] Application server function 516 may determine the preferred device, as specified by the user, by querying database function 522. The user may have previously selected a phone, such as phone 114, user terminal 112_A, or user terminal 112_B as a preferred device. For example, phone 114 may be a landline or wireless phone, user terminal 112_A may be client software, for example, and user terminal 112_B may include a web browser for web-based viewing of alerts.

[093] Fig. 6 shows a diagram of a SMS message notification system, consistent with the principles of the present invention. Phone 122 may be a SMS-capable device, which sends a SMS message to a user by specifying a destination address, such as a phone number for phone 116. The SMS message is sent to wireless carrier 620, such as a cellular service provider, which provides service for SMS-capable device 122. Wireless carrier 620 sends the SMS message to SN SMS Gateway 630. SN SMS Gateway then sends the SMS message to SN SMS Server 640, which accesses database 522 to identify a user associated with the destination identifier.

[094] SN SMS Server 640 performs a lookup operation by accessing database 522 to determine the user's preferred device. Once SN SMS Server 640 determines the user's preferred device, SN SMS Server 640 may send the message to the user's preferred device, such as user terminal 112_A. SN SMS Server 640 then formats the message in an appropriate manner for

display on the user's preferred device, user terminal 112_A. For example, the message may be formatted as an SMS message, an e-mail message, an instant messaging message, a voice mail, or a text message for display by digital companion client software of terminal 112_A.

[095] When a sender using SMS-capable device 122 composes a message and sends the message to a SN SMS destination address, the sender's wireless carrier 620 routes the message to Single Number SMS Gateway 630 based on information sent with the message indicating the carrier that owns the destination SMS phone number. Additionally, the information may indicate how to route SMS messages.

[096] SN SMS Gateway 630 forwards the message to SN SMS Server 640, which accesses previously specified service preferences of the user associated with the SN SMS destination address. SN SMS Server 640 may be implemented as part of application server 516 included in digital companion servers 406, for example as shown in Fig. 5, or may exist independent of digital companion server 406. SN SMS Server 640 may query the user's preferences, stored in, for example, database 522, format the message based on characteristics of the user's preferred device and route the SMS message accordingly to the user's preferred device, such as terminal 112_A.

[097] User 110 may specify service preferences by using a web site or a dedicated desktop software application that interfaces with the server and saves the updated information to database 522 on digital companion servers 406. Alternatively, service preferences may be stored in SN SMS Server 640 in keeping with the scope of the present invention.

[098] Consistent with the present invention, SN SMS Server 640 may maintain routing information for sending outbound SMS messages to other wireless and SMS providers. If the user's preferences indicate an SMS-capable device as the user's preferred device, such as terminal 112_A, then SN SMS Server 640 will format incoming messages in the SMS format.

[099] SN SMS Server 640 may also maintain routing information for sending outbound SMS messages to the user's e-mail address. If the user's

preferences indicate an e-mail address as a preferred device, then SN SMS Server 640 may format the incoming SMS message as an e-mail and forward it to the user's e-mail address. Additionally, the user may subsequently modify the e-mail address by using digital companion client software, for example, to specify a new e-mail address.

[0100] SN SMS Server 640 may also maintain routing information for sending outbound SMS messages to devices supporting an instant messaging client. If the user's preferences indicate the user's preferred device for receiving SMS messages is a device supporting an instant messaging client, then SN SMS Server 640 may format the incoming SMS message as an instant message and use the protocol specific to the appropriate instant messaging service to generate an instant message to an instant messaging client. SN SMS Server 640 may maintain routing information for various instant messaging applications, such as MSN Messenger, Yahoo Messenger, and AOL Instant Messenger, for example.

[0101] SN SMS Server 640 may also maintain routing information for sending outbound SMS messages to phone 114. If the user's preferences indicate phone 680 as the user's preferred device for SMS messages, then SN SMS Server 640 may use a text-to-speech engine, such as the application service 414 and voice recognition 416 of voice portal 412, to convert the SMS message to an audio file. The SN SMS Server may then dial the specified phone number associated with phone 114, play an explanatory message, and then play back the audio file of the SMS message.

[0102] SN SMS Server 640 may also maintain routing information for sending outbound SMS messages to a user's digital companion client. If the user's preferences indicate a digital companion client as the user's preferred device for SMS messages, then SN SMS Server 640 may convert the SMS message to the digital companion format and send the message to the user's digital companion desktop client as a notification.

[0103] Fig. 7 shows a flow diagram of a SMS message notification system. A sender composes an SMS message and sends it to a SN SMS destination address (step 710). The sender's wireless carrier looks up a

routing table and determines the SN SMS gateway information for the message (step 720). The sender's wireless carrier routes the SN SMS message to the SN SMS Gateway (step 730). The SN SMS Gateway forwards the SMS message to the SN SMS server (step 740). The SN SMS Server looks up the routing preferences of the user of the SN SMS destination address (step 750). The SN SMS Server then routes the SMS message to the appropriate preferred device (step 760).

[0104] Other embodiments of the invention will be apparent to those skilled in the art from consideration of the specification and practice of the invention disclosed herein. It is intended that the specification and examples be considered as exemplary only, with a true scope and spirit of the invention being indicated by the following claims.

WHAT IS CLAIMED IS:

1. A method for providing SMS messages to a user having a plurality of devices including a preferred device, the method comprising:
 - receiving a SMS message for one of the plurality of devices;
 - determining the preferred device for receiving messages;
 - formatting the SMS message according to characteristics of the preferred device; and
 - sending the formatted message to the preferred device.
2. The method of claim 1, wherein sending the formatted message comprises sending the formatted message to a SMS-capable device.
3. The method of claim 1, wherein sending the formatted message comprises sending the formatted message to an e-mail address.
4. The method of claim 1, wherein sending the formatted message comprises sending the formatted message to an instant messenger client.
5. The method of claim 1, wherein sending the formatted message comprises sending the formatted message to a phone.
6. The method of claim 1, wherein sending the formatted message comprises sending the formatted message to digital companion client software.
7. The method of claim 1, comprising:
 - storing messages in a database when the user's preferred device is not available to receive messages.
8. A system for providing SMS messages to a user having a plurality of devices including a preferred device, comprising:
 - a database for storing a specification of a preferred device;
 - a gateway server for receiving a SMS message sent to one of the user's devices;
 - a server function for determining the preferred device; and
 - a SMS server for sending the SMS message to the preferred device.
9. An apparatus for providing SMS messages to a user having a plurality of devices including a preferred device, comprising:
 - a database for storing a specification of a preferred device;

a gateway server for receiving a SMS message sent to one of the user's devices;

a server function for determining the preferred device; and

a SMS server for sending the SMS message to the preferred device.

10. The apparatus of claim 9, wherein the SMS server comprises a server that stores messages to a database when the user's preferred device is not available to receive messages.

11. The apparatus of claim 8, wherein the SMS server comprises a server that formats the SMS message in accordance with characteristics of the preferred device before sending the message to the preferred device.

12. An apparatus for providing SMS messages to a user having a plurality of devices including a preferred device, comprising:

means for storing a specification of a preferred device;

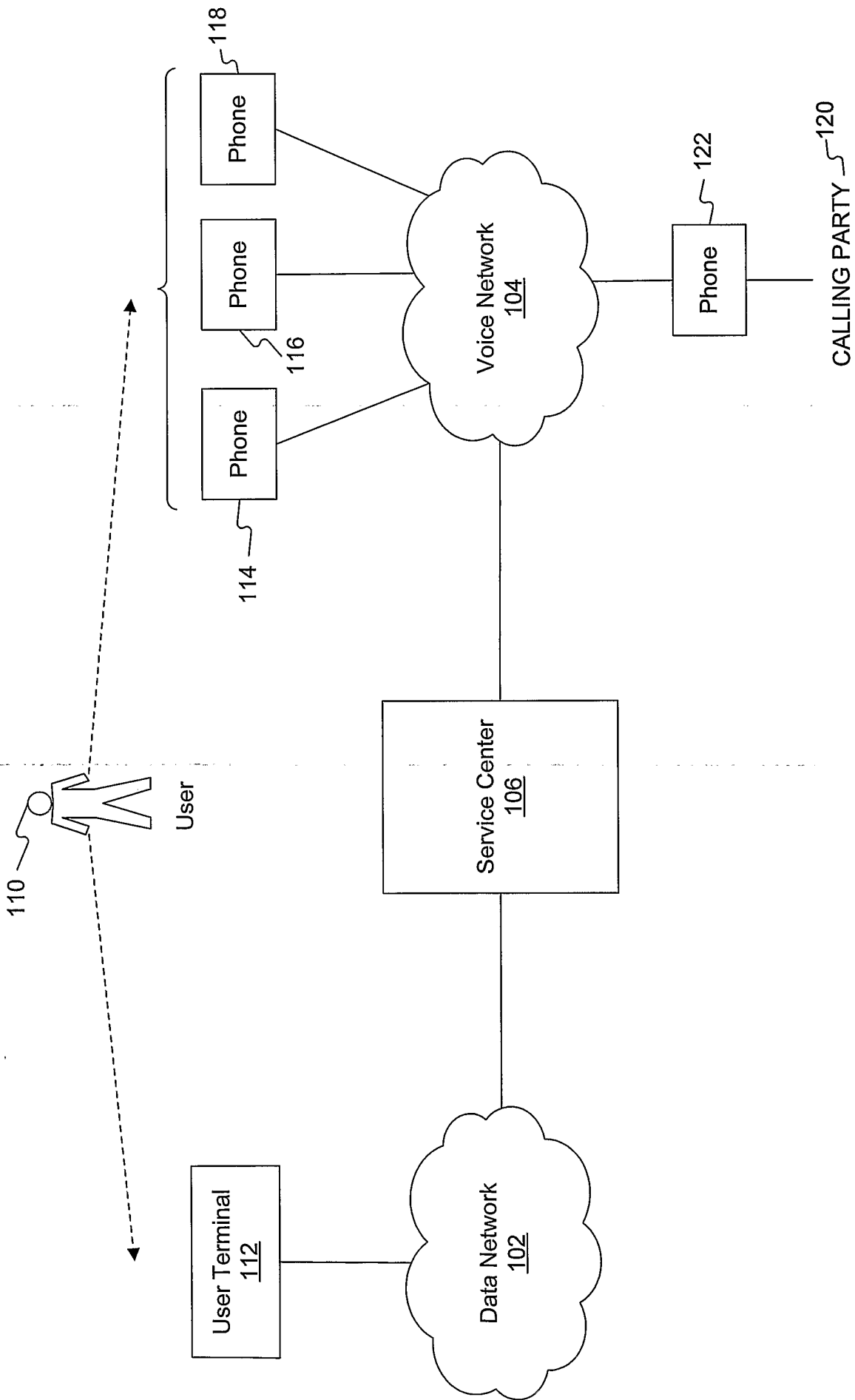
means for receiving a SMS message sent to one of the user's devices;

means for determining the preferred device; and

means for sending the SMS message to the preferred device.

13. The apparatus of claim 12, wherein the means for sending the SMS message comprises means for storing messages to a database when the user's preferred device is not available to receive messages.

14. The apparatus of claim 8, wherein the means for sending the SMS message comprises means for formatting the SMS message in accordance with characteristics of the preferred device before sending the message to the preferred device.



100

Figure 1

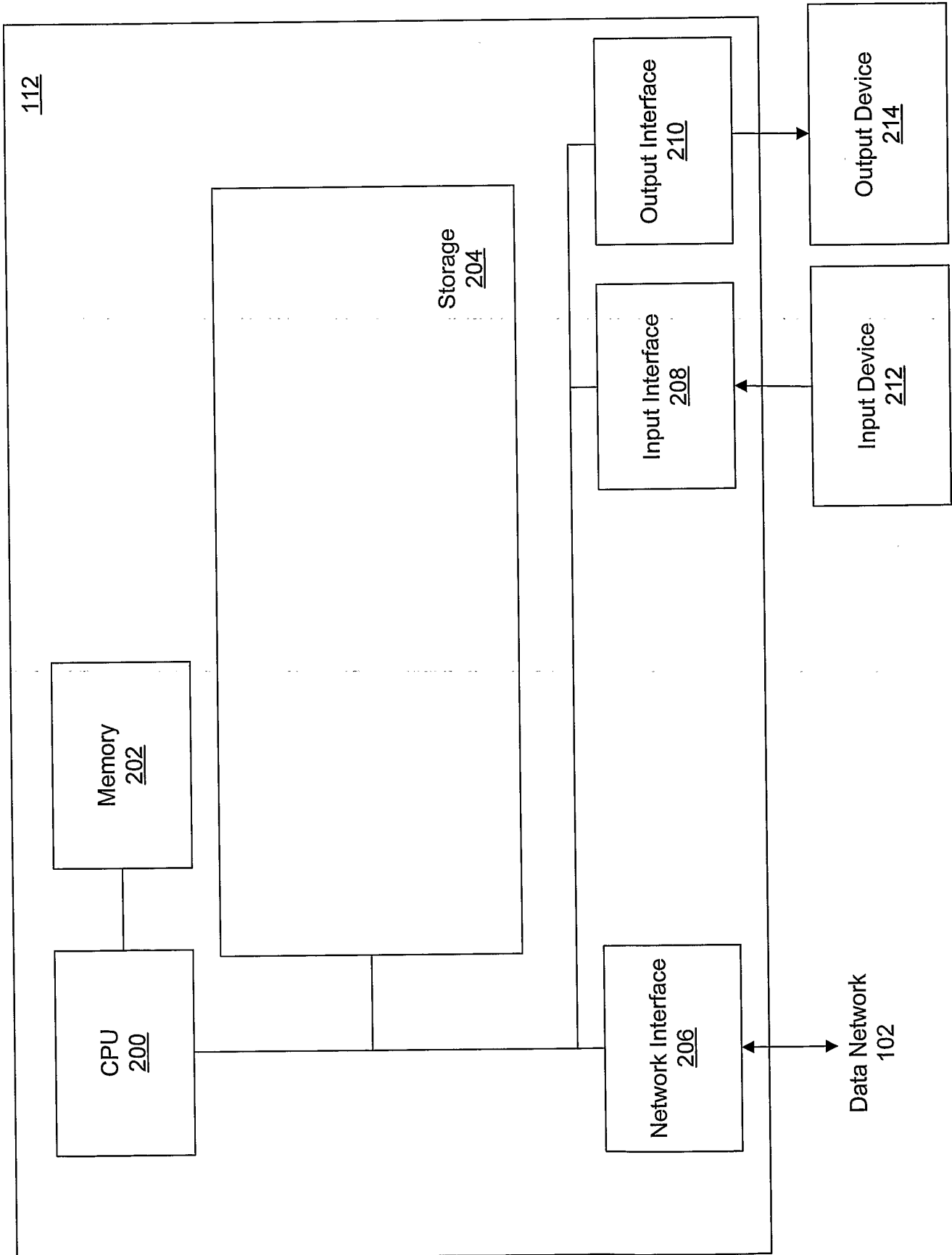


Figure 2

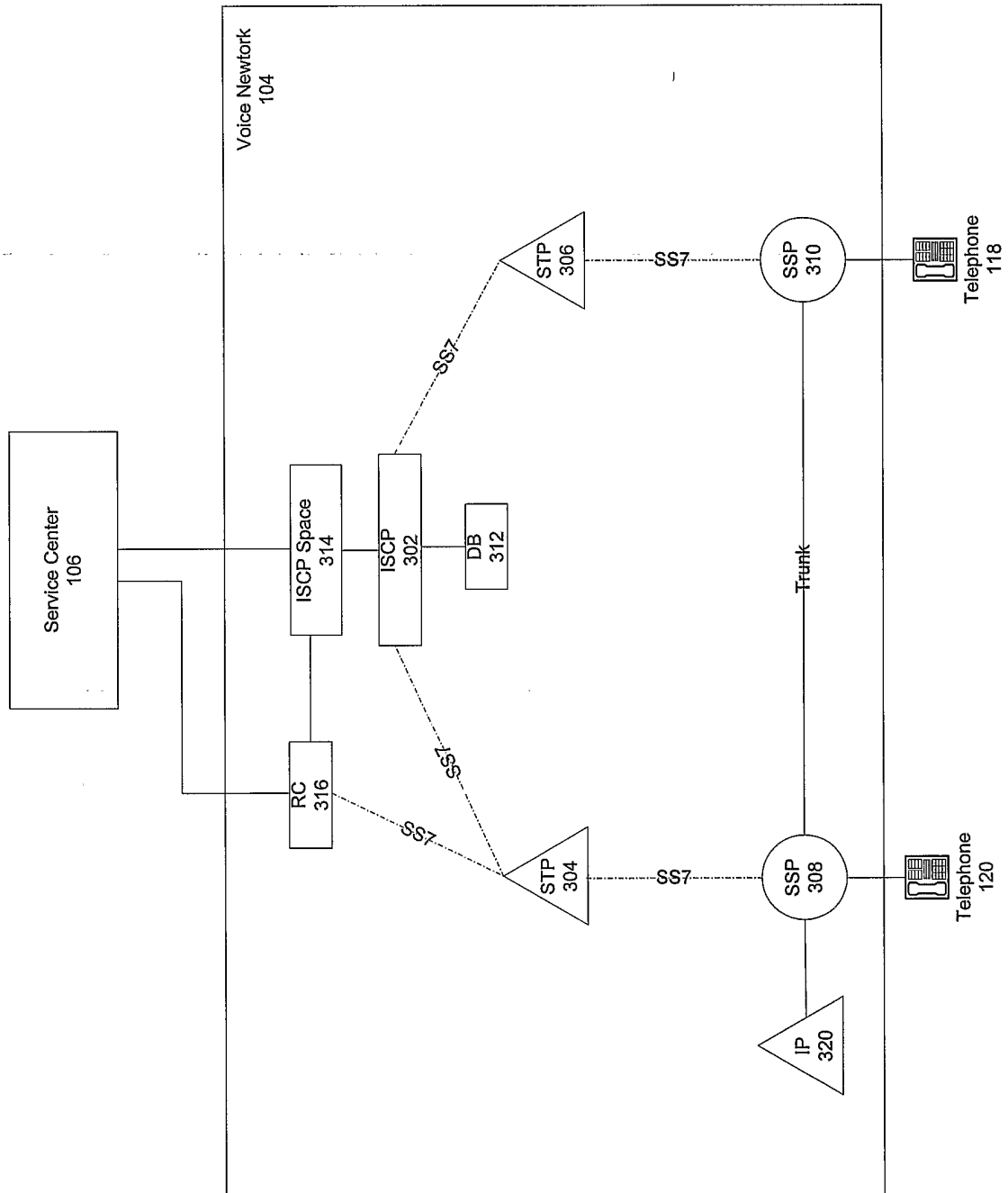


Figure 3

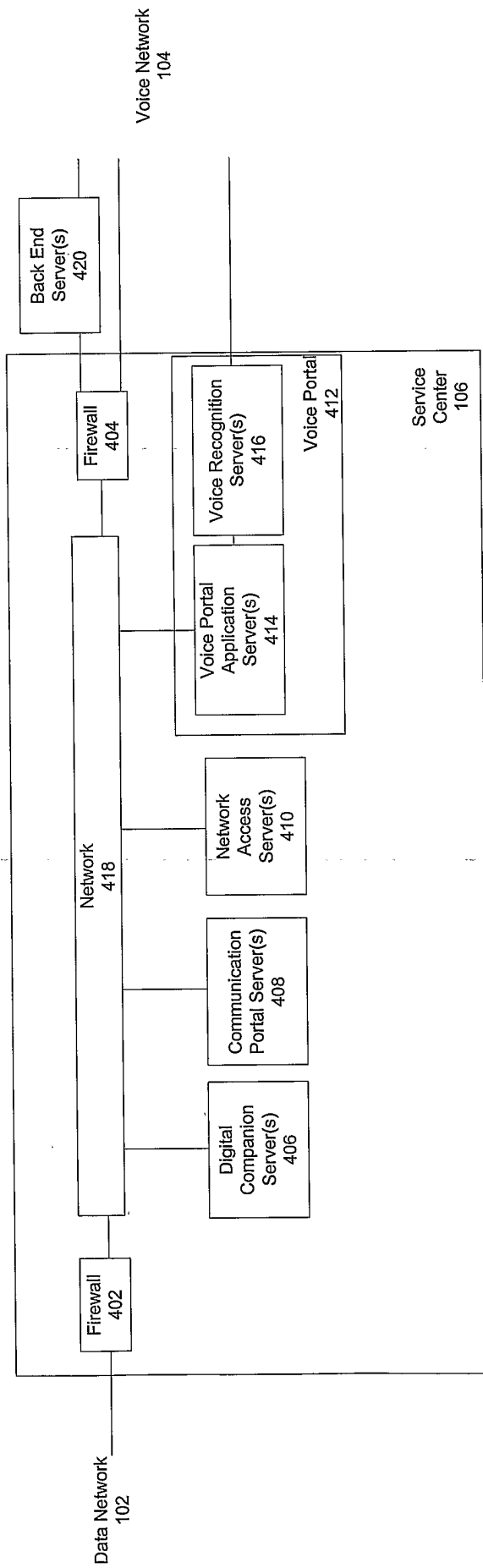


Figure 4

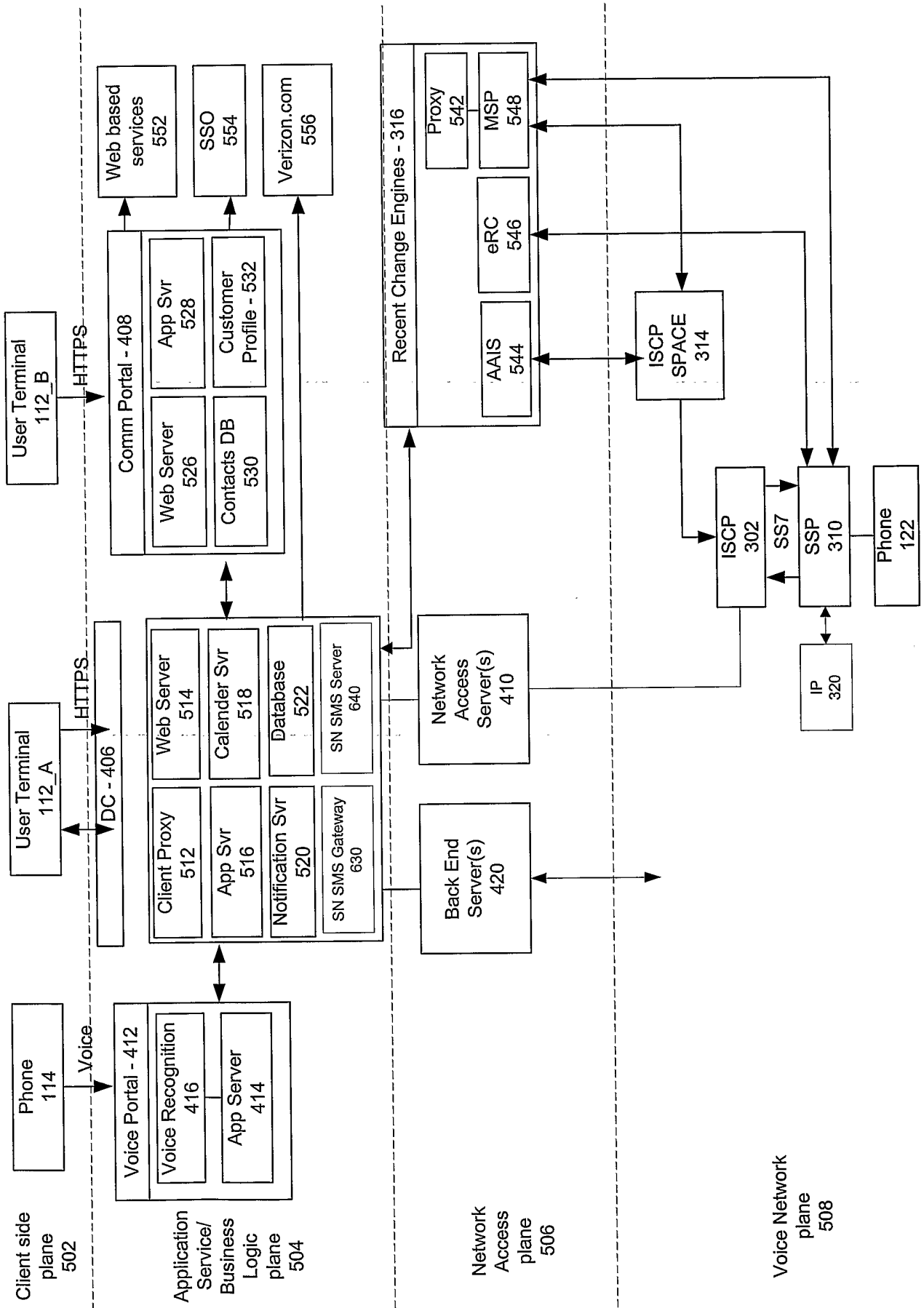


Figure 5

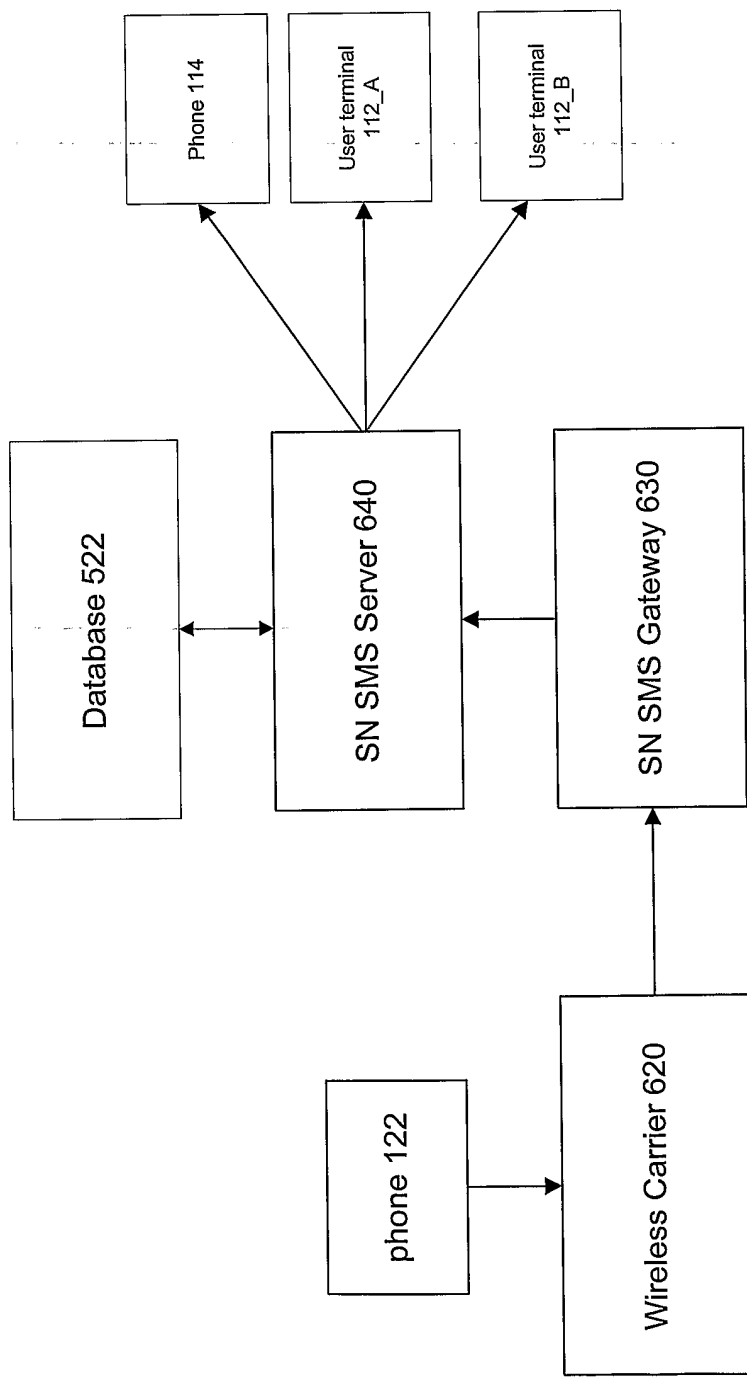


Figure 6

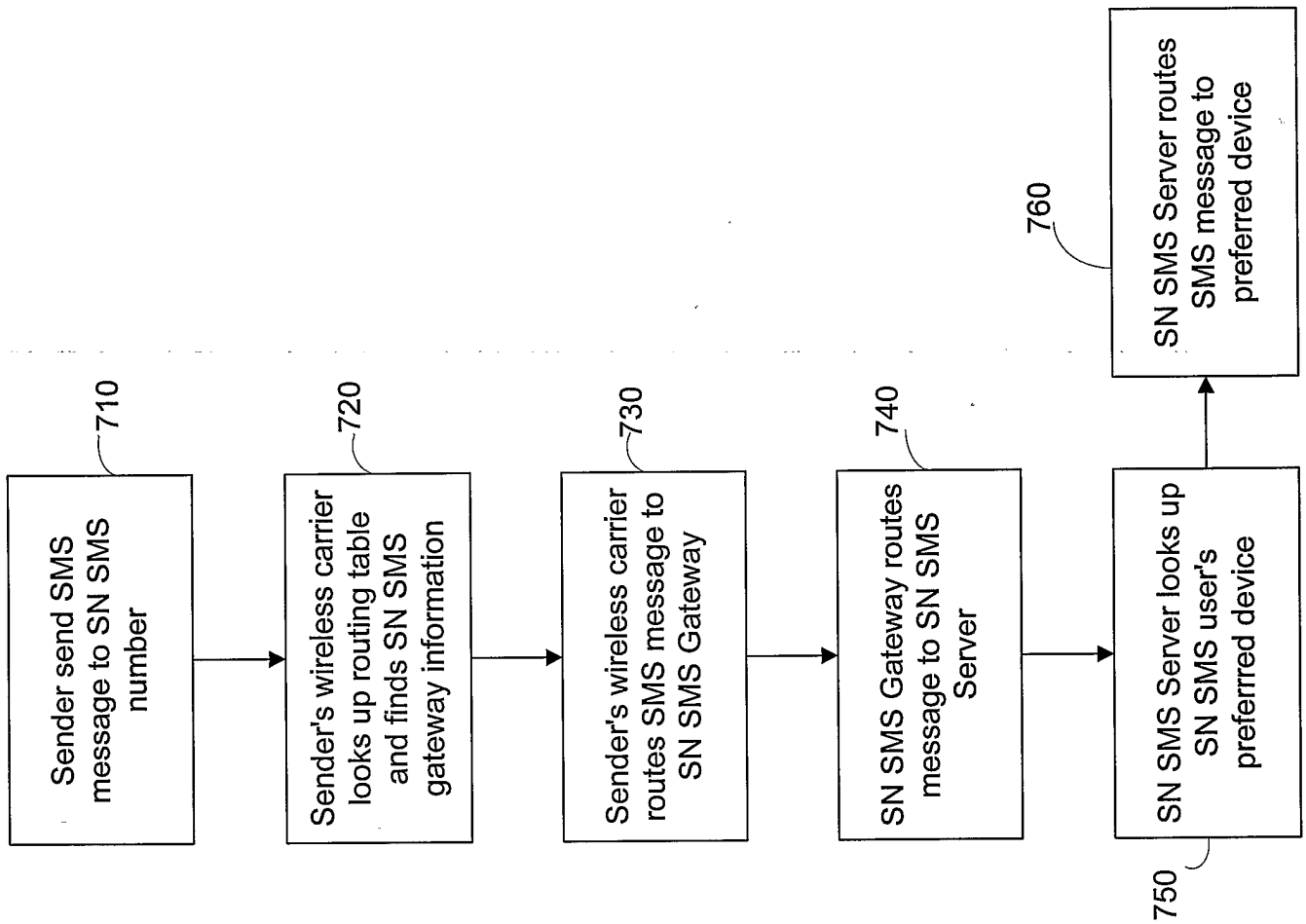


Figure 7

INTERNATIONAL SEARCH REPORT

International application No.

PCT/US03/37690

A. CLASSIFICATION OF SUBJECT MATTER

IPC(7) : H04M 1/64; G06F 15/167,17/30.
 US CL : 379/67.1,88.11,88.17,88.19; 455/412,414,466; 709/217,223

According to International Patent Classification (IPC) or to both national classification and IPC

B. FIELDS SEARCHED

Minimum documentation searched (classification system followed by classification symbols)

U.S. : 379/67.1,88.11,88.17,88.19; 455/412,414,466; 709/217,223

Documentation searched other than minimum documentation to the extent that such documents are included in the fields searched
 None

Electronic data base consulted during the international search (name of data base and, where practicable, search terms used)
 USPAT, US-PGPUB, EPO

C. DOCUMENTS CONSIDERED TO BE RELEVANT

Category *	Citation of document, with indication, where appropriate, of the relevant passages	Relevant to claim No.
X	US 2002/0073163 A1 (CHURCHILL et al.) 13 June 2002, Figures 5-6 and Page 5, P0056-P0058.	1-13
X	US 2002/0035617 A1 (LYNCH et al.) 21 March 2002, Figures 1-3 and Page 4, P0072-00773.	1-13
X	US 2002/0057678 A1 (JIANG et al.) 16 May 2002, Figures 2-3,6 and Page 3, P0069.	1-13
X	US 2002/0100798 A1 (FARRUGIA et al.) 01 August 2002, Figure 1 and Page 2, P0021-0024.	1-13
X	US 2001/0025280 A1 (MANDATO et al.) 27 September 2001, Figures 5-13.	1-13
A	US 6,301,338 B1 (MAKELA et al.) 09 October 2001, Figures 1-2.	1,8
A	US 6,333,973 B1 (SMITH et al.) 25 December 2001, Figures 1,5	9,12

Further documents are listed in the continuation of Box C.

See patent family annex.

* Special categories of cited documents:

"A" document defining the general state of the art which is not considered to be of particular relevance

"E" earlier application or patent published on or after the international filing date

"L" document which may throw doubts on priority claim(s) or which is cited to establish the publication date of another citation or other special reason (as specified)

"O" document referring to an oral disclosure, use, exhibition or other means

"P" document published prior to the international filing date but later than the priority date claimed

"T" later document published after the international filing date or priority date and not in conflict with the application but cited to understand the principle or theory underlying the invention

"X" document of particular relevance; the claimed invention cannot be considered novel or cannot be considered to involve an inventive step when the document is taken alone

"Y" document of particular relevance; the claimed invention cannot be considered to involve an inventive step when the document is combined with one or more other such documents, such combination being obvious to a person skilled in the art

"&" document member of the same patent family

Date of the actual completion of the international search

15 April 2004 (15.04.2004)

Date of mailing of the international search report

04 MAY 2004

Name and mailing address of the ISA/US

Mail Stop PCT, Attn: ISA/US
 Commissioner for Patents
 P.O. Box 1450
 Alexandria, Virginia 22313-1450

Facsimile No. (703)305-3230

Authorized officer

Allan Hoosain

Telephone No. (703) 305-4012

