



US00D732182S

(12) **United States Design Patent**
Viner et al.

(10) **Patent No.:** **US D732,182 S**

(45) **Date of Patent:** **** Jun. 16, 2015**

(54) **MINI FOOT MASSAGER**

(71) Applicant: **V2 Fitness LLC**, Glenview, IL (US)

(72) Inventors: **Victor P. Viner**, Northfield, IL (US);
Bjorn James Gunderson, Chicago, IL (US);
Gilberto Cavada, Jr., Wauconda, IL (US);
Thomas Patrick-Lee O'Connor, Chicago, IL (US)

(73) Assignee: **V2 Fitness, LLC**, Glenview, IL (US)

(**) Term: **14 Years**

(21) Appl. No.: **29/510,207**

(22) Filed: **Nov. 25, 2014**

(51) **LOC (10) Cl.** **28-03**

(52) **U.S. Cl.**
USPC **D24/212**

(58) **Field of Classification Search**
USPC D24/200, 211, 212, 213, 214, 215;
601/110-114, 120, 121, 124, 125, 129,
601/131, 134, 135, 136, 137
CPC A61H 19/30; A61H 19/32; A61H 19/34;
A61H 19/40; A61H 19/44; A61H 19/50;
A61H 19/00; A61H 2201/1253; A61H
2205/082; A61H 2205/085; A61H 2205/087;
A61H 15/0085

See application file for complete search history.

(56) **References Cited**

U.S. PATENT DOCUMENTS

D262,908 S *	2/1982	Pesco	D24/211
D273,708 S *	5/1984	Haug	D24/211
D280,664 S *	9/1985	Ishida	D24/211
D346,449 S *	4/1994	Cheng	D24/211
D346,660 S *	5/1994	Chiang	D24/215

5,632,707 A *	5/1997	Daniel et al.	482/8
D403,430 S *	12/1998	Chien	D24/211
D406,389 S *	3/1999	Henry	D28/7
D406,676 S *	3/1999	Henry	D28/7
D435,661 S *	12/2000	Chen	D24/211
D438,975 S *	3/2001	Chen	D24/211
D504,954 S *	5/2005	Park	D24/215
6,942,605 B1 *	9/2005	Sukhovitsky	482/132
D523,962 S *	6/2006	Huang	D24/214
D585,947 S *	2/2009	Royster	D21/662
D653,714 S *	2/2012	Meininger et al.	D21/662
D654,544 S *	2/2012	Sliemers	D21/662
D654,545 S *	2/2012	Richard	D21/662
D668,385 S *	10/2012	Huljak et al.	D28/8.1
D694,415 S *	11/2013	Viner et al.	D24/213
D695,364 S *	12/2013	Khalil	D21/662
2009/0298656 A1 *	12/2009	Dannenberg	482/141

* cited by examiner

Primary Examiner — Sandra Snapp

(74) *Attorney, Agent, or Firm* — Norvell IP llc; Shyla N. Jones

(57) **CLAIM**

The ornamental design of the mini foot massager, as shown and described.

DESCRIPTION

FIG. 1 is a perspective view of the mini foot massager of the present invention.

FIG. 2 is a top view of the invention shown in FIG. 1.

FIG. 3 is a bottom view of the invention shown in FIG. 1.

FIG. 4 is a first side view of the invention shown in FIG. 1.

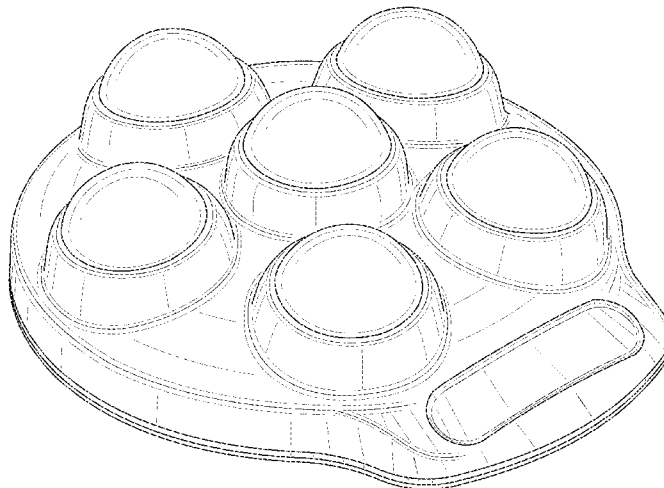
FIG. 5 is a second side view of the invention shown in FIG. 1.

FIG. 6 is a front view of the invention shown in FIG. 1; and,

FIG. 7 is a rear view of the invention shown in FIG. 1.

The ornamental design which is claimed is shown in solid lines in the drawings.

1 Claim, 5 Drawing Sheets



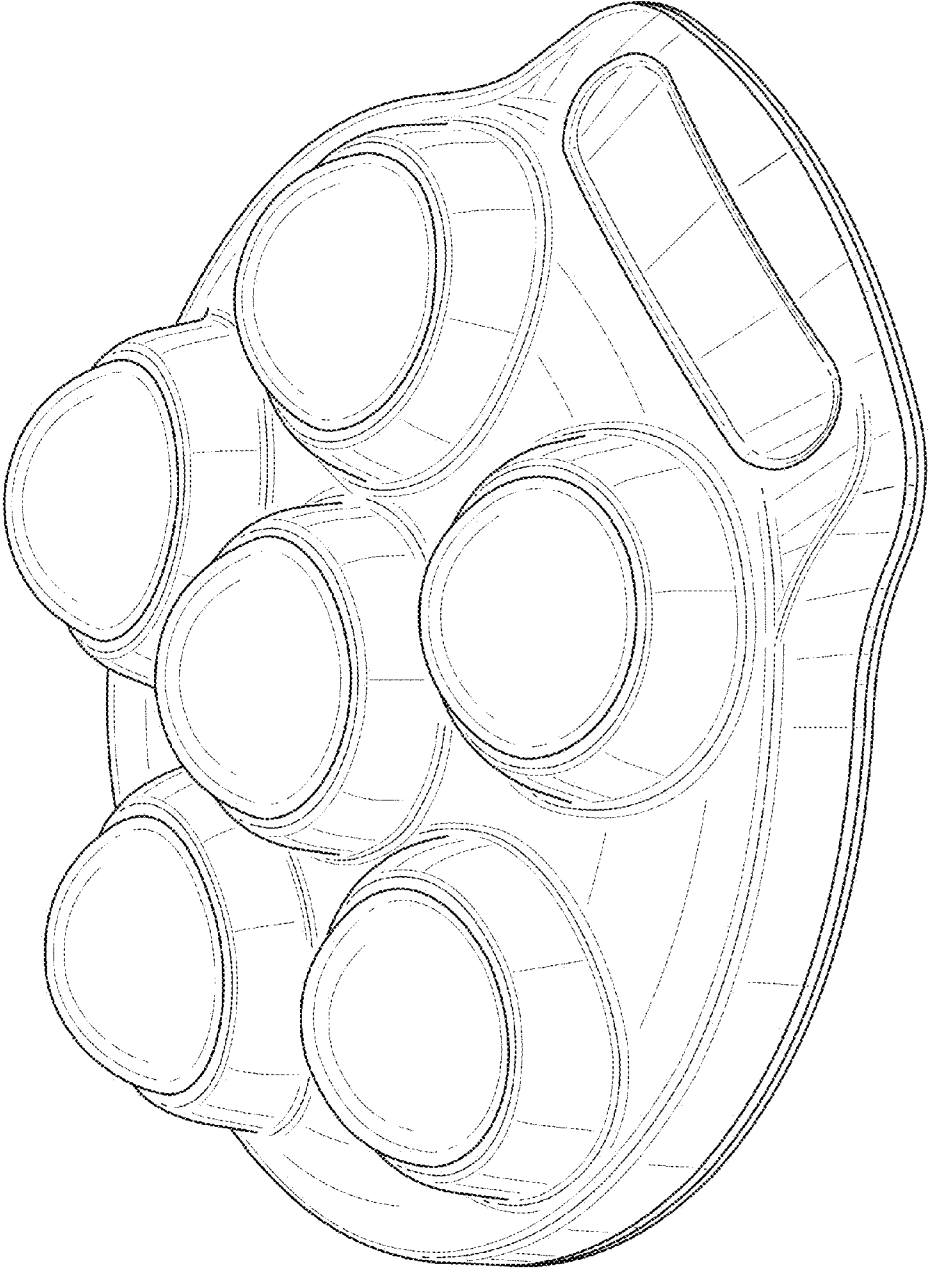


FIG. 1

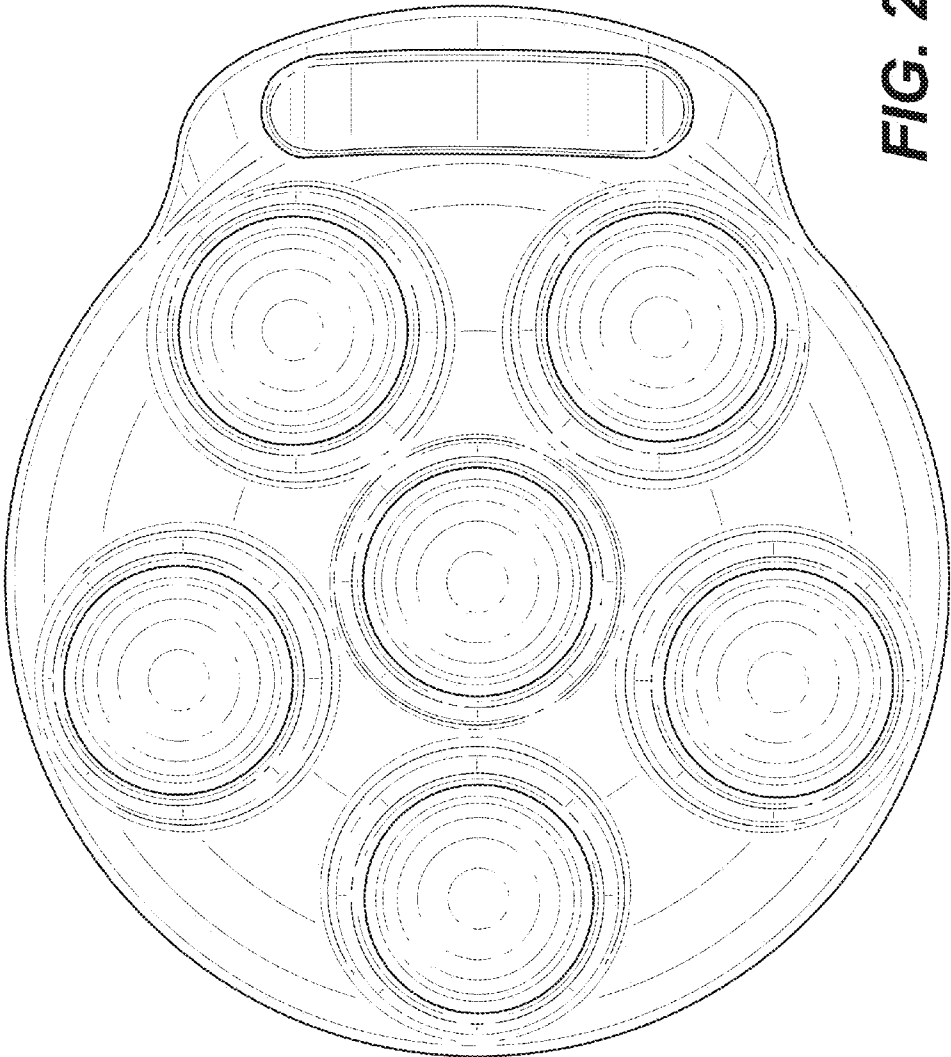


FIG. 2

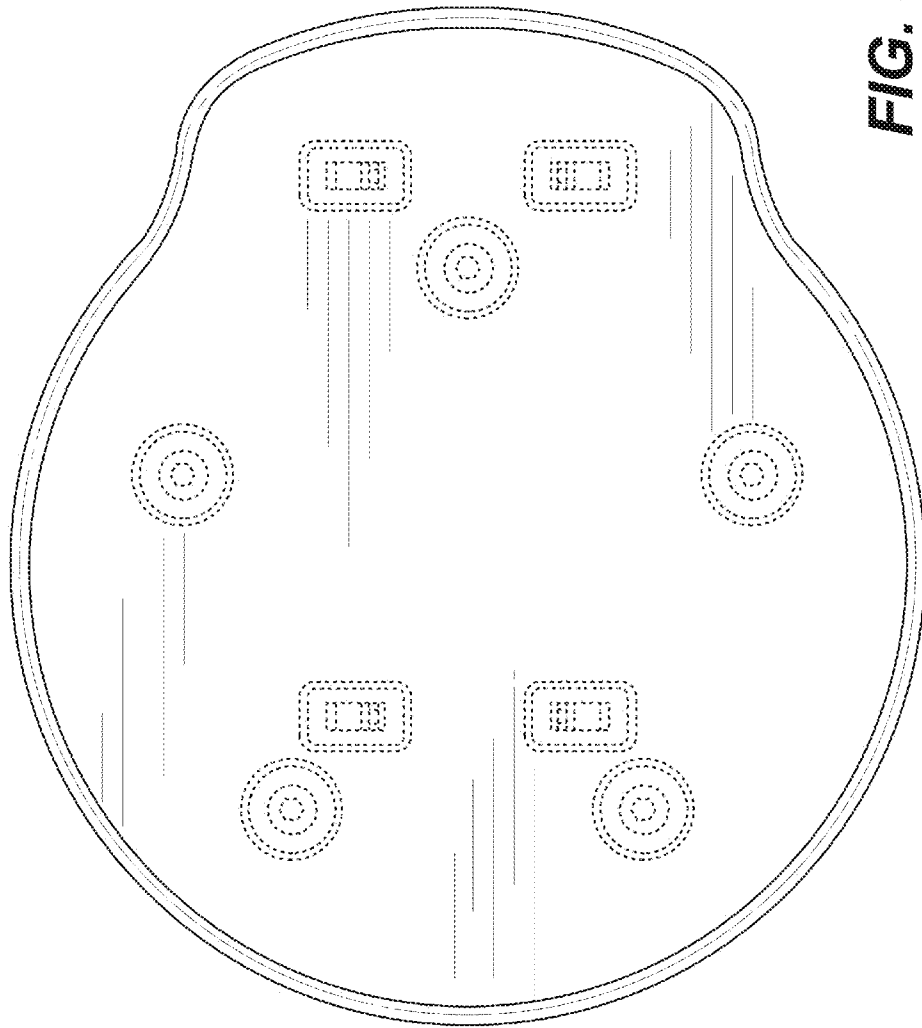


FIG. 3

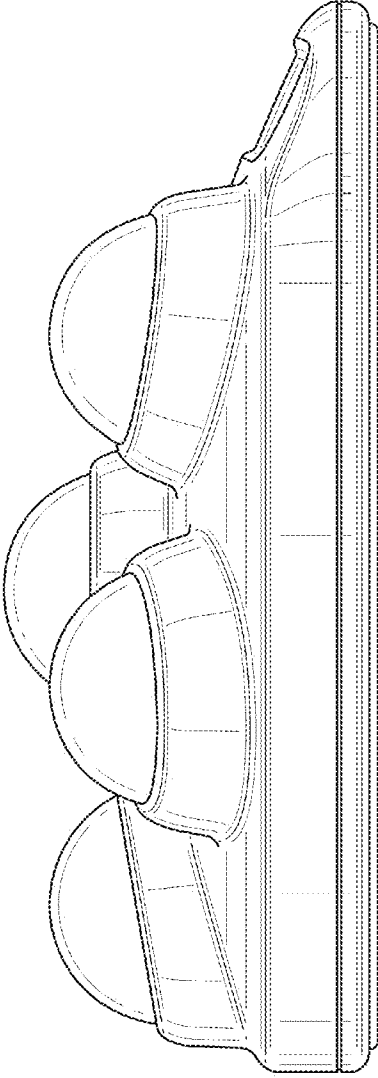


FIG. 4

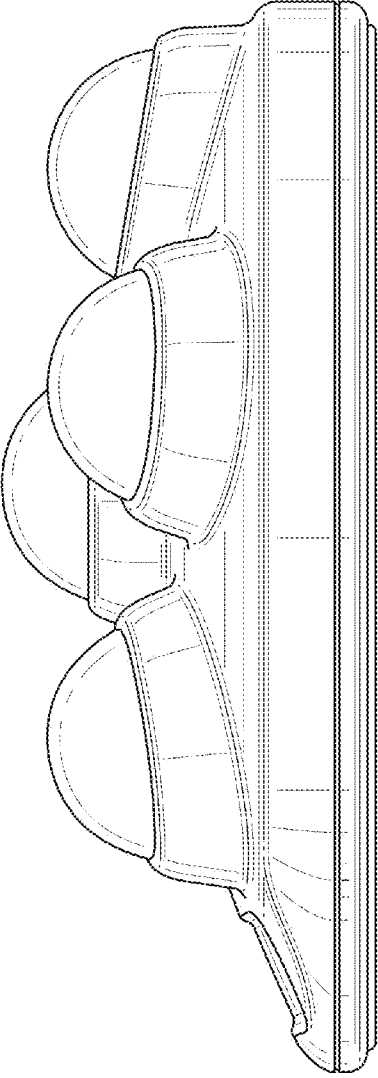


FIG. 5

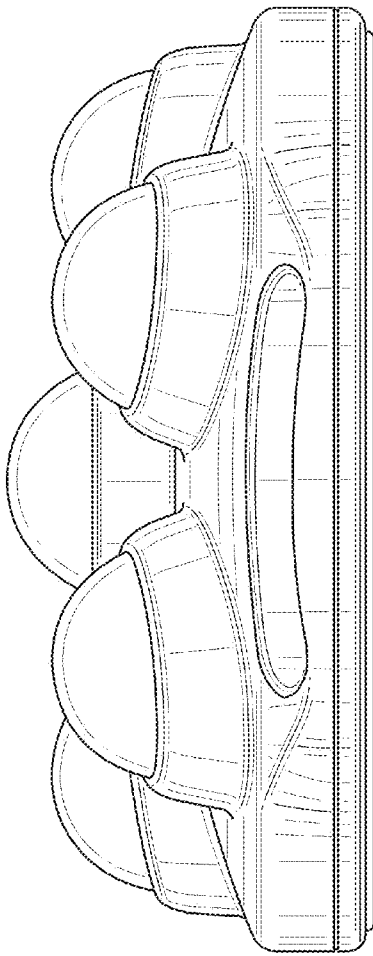


FIG. 6

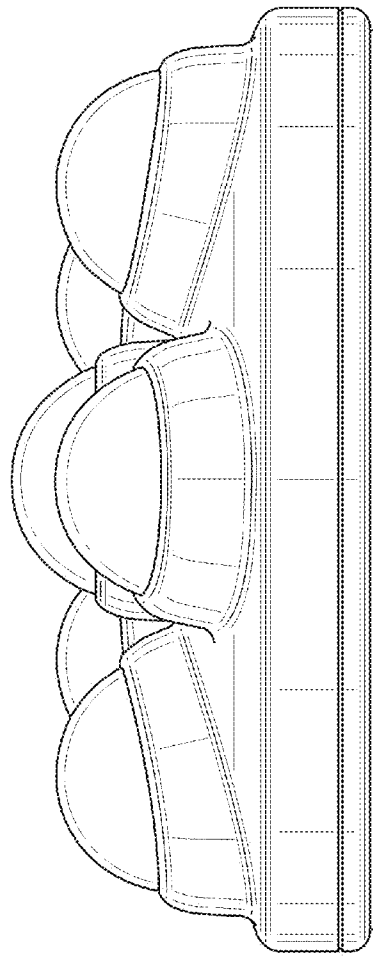


FIG. 7