



US0D1004837S

(12) **United States Design Patent**
Davis et al.

(10) **Patent No.:** **US D1,004,837 S**

(45) **Date of Patent:** **** Nov. 14, 2023**

(54) **VAPORIZER BASE**

(71) Applicant: **CANOPY GROWTH CORPORATION**, Smiths Falls (CA)

(72) Inventors: **Stephen Davis**, Ottawa (CA); **Jodie Fletcher**, Manotick (CA); **Mark Jones**, Toronto (CA)

(73) Assignee: **CANOPY GROWTH CORPORATION**, Smiths Falls (CA)

(**) Term: **15 Years**

(21) Appl. No.: **29/803,909**

(22) Filed: **Aug. 17, 2021**

(51) **LOC (14) Cl.** **27-02**

(52) **U.S. Cl.**
USPC **D27/162**

(58) **Field of Classification Search**
USPC D24/162, 100, 101, 163–165, 172, 183,
D24/185–194, 110, 110.5
CPC A24F 40/00; A24F 40/05; A24F 40/10;
A24F 40/20; A24F 40/30; A24F 40/40;
A24F 40/42; A24F 40/90; A61M 15/00;
A61M 15/06

See application file for complete search history.

(56) **References Cited**

U.S. PATENT DOCUMENTS

D685,522 S	7/2013	Potter et al.	
8,528,569 B1	9/2013	Newton	
8,539,959 B1	9/2013	Scatterday	
D728,154 S	4/2015	Lavanchy et al.	
9,032,968 B2	5/2015	Glasberg et al.	
9,131,733 B2	9/2015	Liu	
D750,834 S	3/2016	Wei	
9,277,769 B2	3/2016	Liu	
D755,440 S *	5/2016	Collen	D27/163
D758,650 S	6/2016	Wu	
D768,915 S	10/2016	Wright et al.	

D770,086 S	10/2016	Tucker et al.	
9,642,396 B2	5/2017	Liu	
D797,369 S	9/2017	Yamada et al.	
9,901,116 B2	2/2018	Liu	
D813,446 S	3/2018	Moor	
D821,028 S	6/2018	Tucker et al.	
10,010,114 B2	7/2018	Jordan et al.	
D825,835 S	8/2018	Verleur et al.	
D834,743 S	11/2018	Tucker et al.	

(Continued)

FOREIGN PATENT DOCUMENTS

CN	108497559 A	9/2018
WO	WO 2015/058367 A1	4/2015
WO	WO 2019/173923 A1	9/2019

OTHER PUBLICATIONS

Cannabis Oil Vape Pen (Sep. 6, 2023) <https://stock.adobe.com/search/images?k=vape+pen> (Mar. 22, 2019).*

Primary Examiner — Rebecca Tsehaye
(74) *Attorney, Agent, or Firm* — STINSON LLP

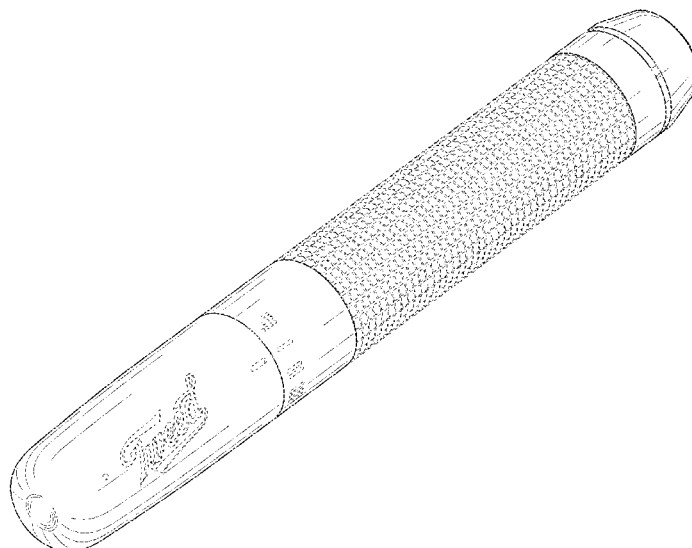
(57) **CLAIM**

The ornamental design for a vaporizer base, as shown and described.

DESCRIPTION

FIG. 1 is a top, rear perspective view of a vaporizer base, showing our new design;
FIG. 2 is a bottom, front perspective view thereof;
FIG. 3 is a top plan view thereof;
FIG. 4 is a bottom plan view thereof;
FIG. 5 is a right side elevation view thereof;
FIG. 6 is a left side elevation view thereof;
FIG. 7 is a rear elevation view thereof; and,
FIG. 8 is a front elevation view thereof.
The broken lines in the drawings depict portions of the vaporizer base that form no part of the claimed design.

1 Claim, 7 Drawing Sheets



(56)

References Cited

U.S. PATENT DOCUMENTS

10,215,390	B2	2/2019	Maglica et al.	
10,218,193	B2	2/2019	Gratton	
D849,318	S	5/2019	Deng et al.	
D850,712	S	6/2019	Fornarelli	
D876,719	S *	2/2020	Vermette	D27/162
D884,268	S	5/2020	Deng et al.	
D889,034	S *	6/2020	Stewart	D27/162
D907,289	S *	1/2021	Stewart	D27/162
D914,280	S *	3/2021	Jones	D27/162
D916,363	S *	4/2021	Laidlaw	D27/162
D921,281	S *	6/2021	Moghaddam	D27/162
D927,773	S *	8/2021	Jones	D27/162
D940,386	S *	1/2022	Campitelli	D27/162
D943,184	S *	2/2022	Jones	D27/162
D957,050	S *	7/2022	Moghaddam	D27/162
D990,766	S *	6/2023	Huang	D27/162
2006/0232239	A1	10/2006	Maglica et al.	
2015/0196059	A1	7/2015	Liu	
2016/0331029	A1	11/2016	Contreras	
2018/0248393	A1	8/2018	Sun et al.	
2019/0000146	A1	1/2019	Lin et al.	

* cited by examiner

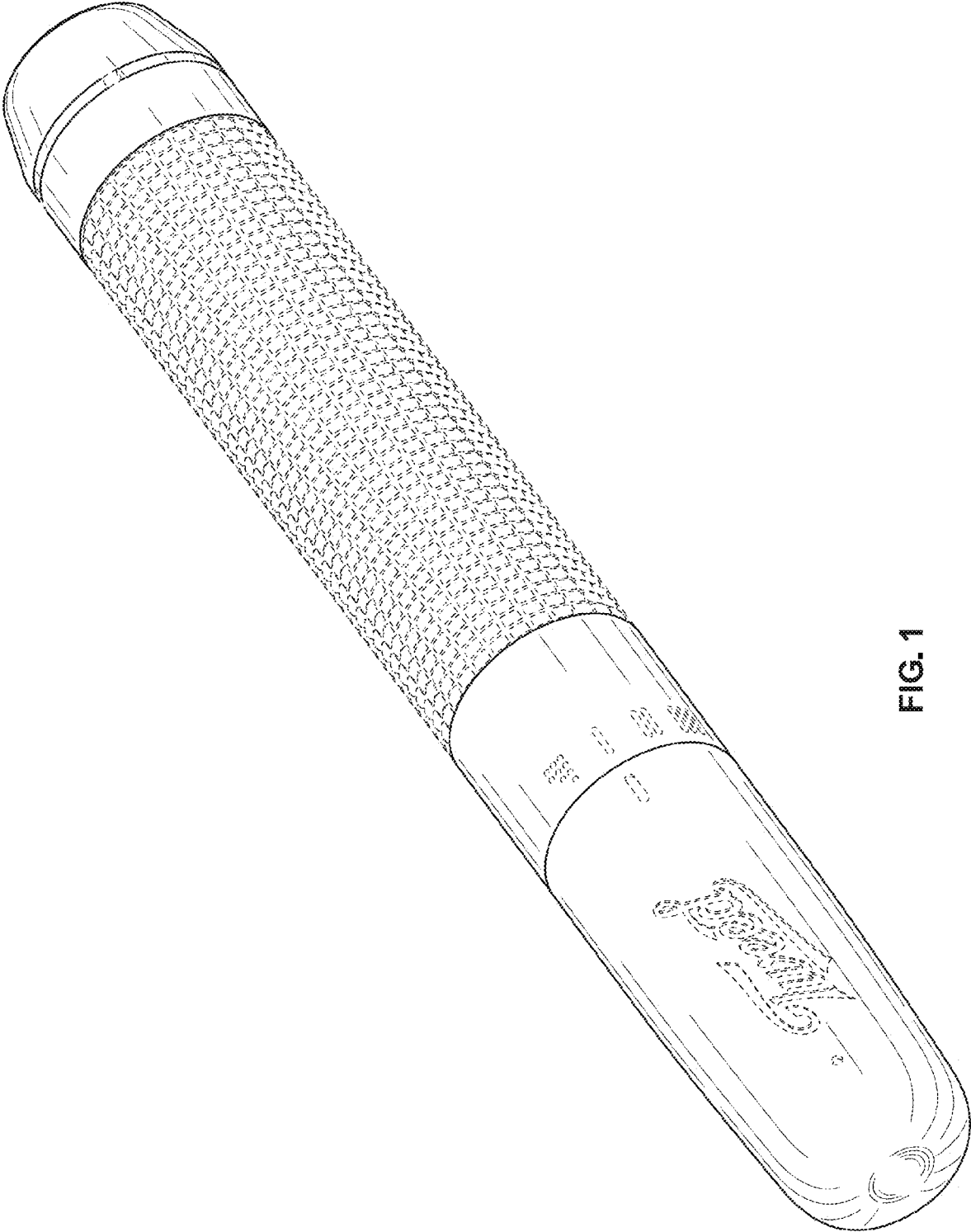


FIG. 1

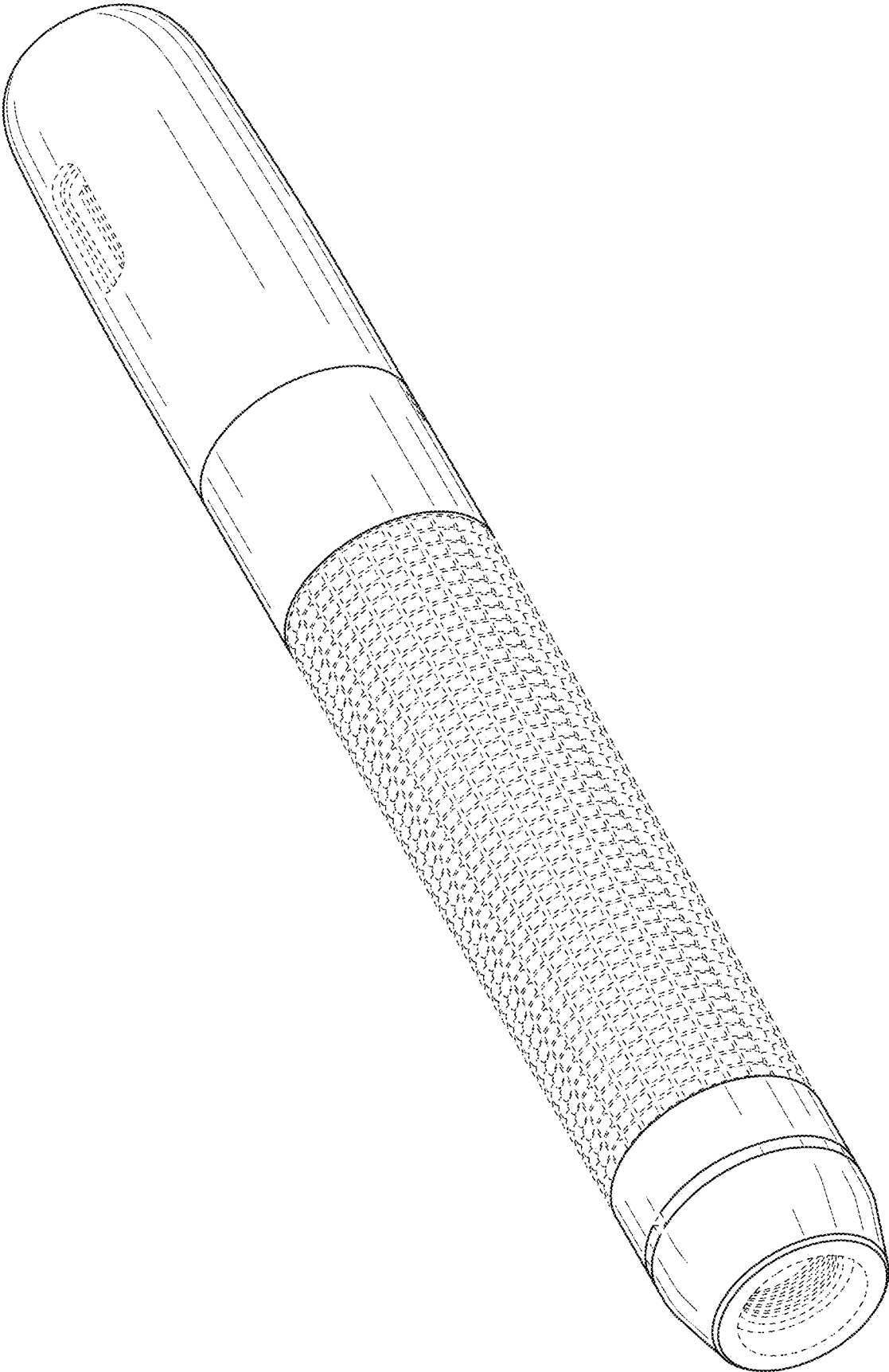


FIG. 2




FIG. 3




FIG. 4




FIG. 5




FIG. 6

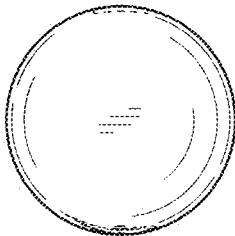


FIG. 7

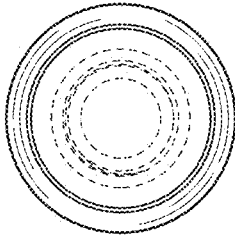


FIG. 8