



US00D656856S

(12) **United States Design Patent**  
**Kleinberg**

(10) **Patent No.:** **US D656,856 S**

(45) **Date of Patent:** **\*\* Apr. 3, 2012**

(54) **BRACELET**

(76) Inventor: **William Kleinberg**, Atlanta, GA (US)

(\*\*) Term: **14 Years**

(21) Appl. No.: **29/393,204**

(22) Filed: **Jun. 1, 2011**

(51) **LOC (9) Cl.** ..... **11-01**

(52) **U.S. Cl.** ..... **D11/3**

(58) **Field of Classification Search** ..... D11/1-39;  
63/3, 3.1, 3.2, 5, 15.1-15.4, 15.45, 15.5,  
63/15.6, 15.65, 15.7, 26-28; D10/30, 31,  
D10/32

See application file for complete search history.

(56) **References Cited**

U.S. PATENT DOCUMENTS

D260,500 S *	9/1981	Barr	.....	D11/6
D317,730 S *	6/1991	Mo	.....	D11/5
5,601,222 A *	2/1997	Haddad	.....	63/21
D394,823 S	6/1998	Vos		
D432,446 S	10/2000	Santos		
D440,176 S	4/2001	Wunderman		
D523,369 S *	6/2006	Jacober et al.	.....	D11/3
D535,205 S *	1/2007	Frederick et al.	.....	D10/32
D554,555 S *	11/2007	Ousley	.....	D11/4
D564,367 S *	3/2008	Molyneux	.....	D10/31
D595,174 S	6/2009	Hardy		
D597,435 S	8/2009	Gruosi		
D603,286 S	11/2009	Lemchen et al.		
D604,654 S	11/2009	Calvani		
D612,282 S	3/2010	Iacomucci		
D612,761 S	3/2010	Zander		
D617,231 S	6/2010	Adamson		

D617,671 S	6/2010	Hardy		
D624,841 S	10/2010	Murray		
D638,324 S *	5/2011	Tang	.....	D10/128
D651,115 S *	12/2011	Willows et al.	.....	D11/3

\* cited by examiner

*Primary Examiner* — Cathron Brooks

*Assistant Examiner* — Melanie Pellegrini

(74) *Attorney, Agent, or Firm* — Bradley D. Crose; Crose Law LLC

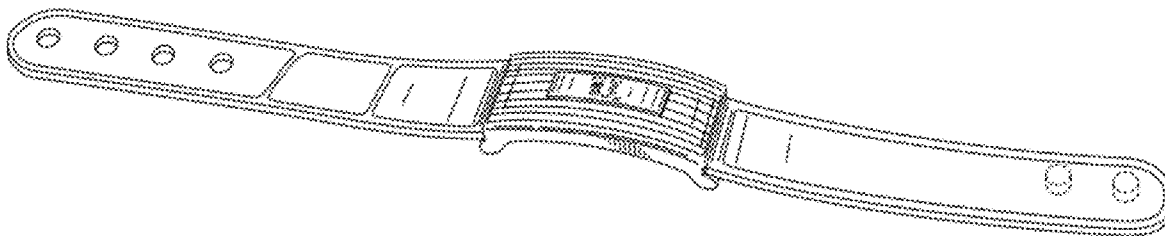
(57) **CLAIM**

The ornamental design for a bracelet, as shown and described.

**DESCRIPTION**

FIG. 1 is a front perspective view of a bracelet, illustrating the new, original, and ornamental design;  
 FIG. 2 is a top view of the bracelet, illustrating the new, original, and ornamental design;  
 FIG. 3 is a bottom view of the bracelet, illustrating the new, original, and ornamental design;  
 FIG. 4 is a first side view of the bracelet, illustrating the new, original, and ornamental design;  
 FIG. 5 is a second side view of the bracelet, illustrating the new, original, and ornamental design;  
 FIG. 6 is a first end view of the bracelet, illustrating the new, original, and ornamental design;  
 FIG. 7 is a second end view of the bracelet, illustrating the new, original, and ornamental design; and,  
 FIG. 8 is a front perspective view of the bracelet, shown in an alternate condition with the ID portion removed.  
 The broken lines in the drawings depict unclaimed portions of the bracelet and form no part of the claimed design.

**1 Claim, 5 Drawing Sheets**



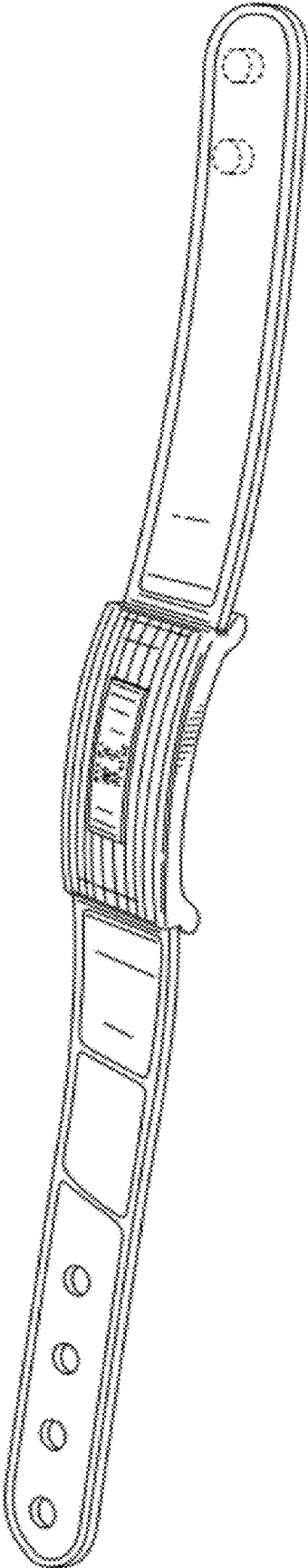


FIG. 1

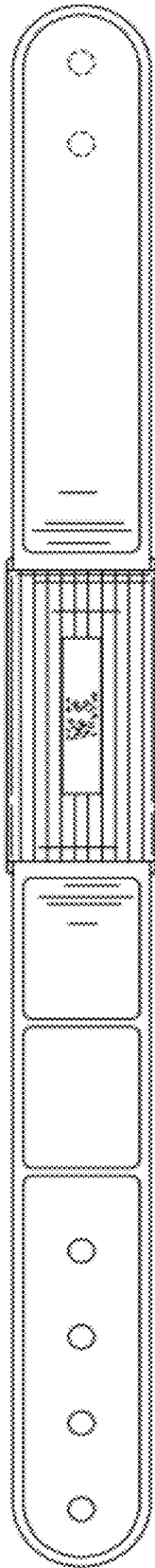


FIG. 2

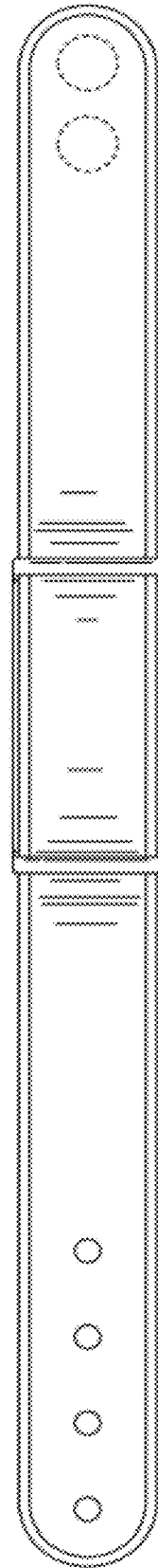



FIG. 3



FIG. 4



FIG. 5



**FIG. 6**



**FIG. 7**

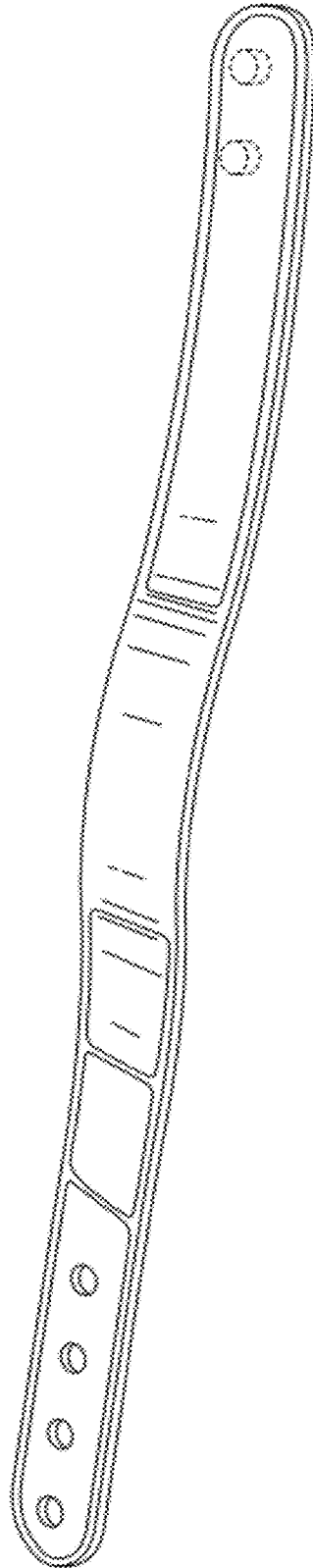


FIG. 8