



US00D834610S

(12) **United States Design Patent**
Kim

(10) **Patent No.:** **US D834,610 S**

(45) **Date of Patent:** **** Nov. 27, 2018**

(54) **DISPLAY SCREEN OR PORTION THEREOF WITH ANIMATED GRAPHICAL USER INTERFACE**

(71) Applicant: **salesforce.com, inc.**, San Francisco, CA (US)

(72) Inventor: **Yuseung Kim**, San Francisco, CA (US)

(73) Assignee: **salesforce.com, inc.**, San Francisco, CA (US)

(**) Term: **15 Years**

(21) Appl. No.: **29/562,338**

(22) Filed: **Apr. 25, 2016**

(51) **LOC (11) Cl.** **14-04**

(52) **U.S. Cl.**

USPC **D14/488**

(58) **Field of Classification Search**

USPC D14/485-495

CPC G06F 3/048; G06F 3/0481; G06F 3/04812; G06F 3/04815; G06F 3/04817; G06F 3/0482; G06F 3/0483; G06F 3/04842; G06F 3/04845; G06F 3/04847; G06F 3/0485; G06F 3/04855; G06F 3/0486; G06F 3/0487; G06F 3/0488; G06F 3/04883; G06F 3/04886; H04N 1/00424

See application file for complete search history.

(56) **References Cited**

U.S. PATENT DOCUMENTS

D707,245	S	*	6/2014	Bruck	D14/486
D737,286	S	*	8/2015	Folken	D14/485
9,116,882	B1	*	8/2015	Macpherson	G06F 19/28
D741,882	S	*	10/2015	Shmilov	D14/486
D749,623	S	*	2/2016	Gray	D14/488
D755,196	S	*	5/2016	Meyers	D14/485
D756,373	S	*	5/2016	Raskin	D14/485

D757,028	S	*	5/2016	Goldenberg	D14/485
D763,277	S	*	8/2016	Ahmed	D14/485
D768,152	S	*	10/2016	Gutierrez	D14/485
D771,116	S	*	11/2016	Dellinger	D14/486
D776,683	S	*	1/2017	Gobinski	D14/485
D786,280	S	*	5/2017	Ma	D14/486
D786,896	S	*	5/2017	Kim	D14/485
D788,123	S	*	5/2017	Shan	D14/485
D798,886	S	*	10/2017	Prophete	D14/485
D806,108	S	*	12/2017	Day	D14/486
2016/0103581	A1	*	4/2016	Kim	G06F 3/0482 715/711

* cited by examiner

Primary Examiner — Melanie H Tung

Assistant Examiner — Bao-Yen T Nguyen

(74) *Attorney, Agent, or Firm* — Sterne, Kessler, Goldstein & Fox P.L.L.C.

(57) **CLAIM**

The ornamental design for a display screen or portion thereof with animated graphical user interface, as shown and described.

DESCRIPTION

FIG. 1 is a front view of a display screen or portion thereof with animated graphical user interface showing a first image of the claimed design;

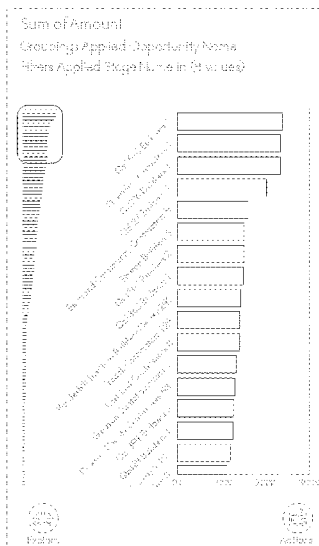
FIG. 2 is second image thereof; and,

FIG. 3 is third image thereof.

The outermost broken lines in FIGS. 1-3 show a display screen or portion thereof, and form no part of the claimed design. The other broken lines in FIGS. 1-3 show portions of the animated graphical user interface that form no part of the claimed design.

The appearance of the animated graphical user interface sequentially transitions between the images shown in FIGS. 1-3. The process or period in which one image transitions to another forms no part of the claimed design.

1 Claim, 3 Drawing Sheets






FIG. 1

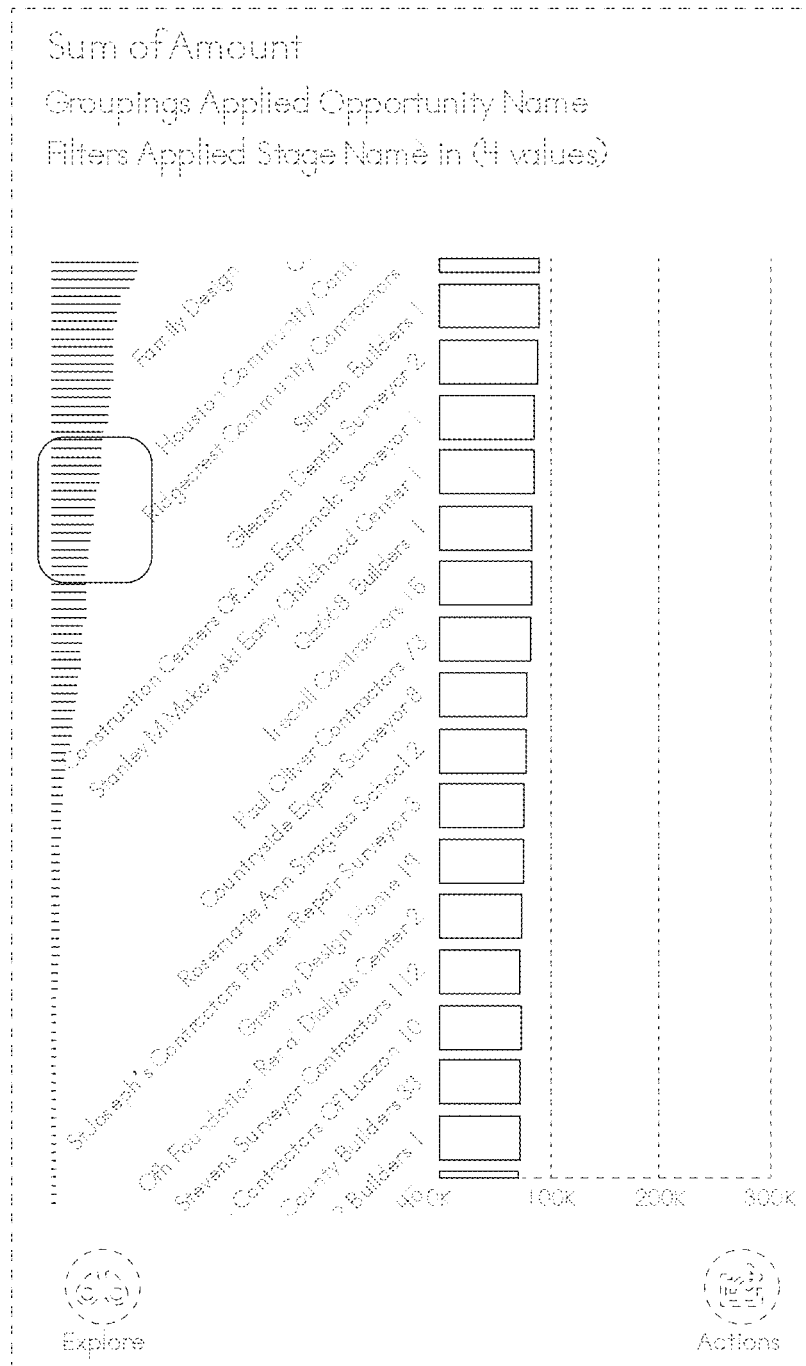


FIG. 2




FIG. 3