



US00D745697S

(12) **United States Design Patent**
Fuster

(10) **Patent No.:** **US D745,697 S**

(45) **Date of Patent:** **** Dec. 15, 2015**

- (54) **MESSAGE APPARATUS**
- (71) Applicant: **LPG SYSTEMS**, Valence (FR)
- (72) Inventor: **Arnaud Fuster**, Beaumont-les-Valence (FR)
- (73) Assignee: **LPG Systems**, Valence (FR)
- (**) Term: **14 Years**
- (21) Appl. No.: **29/466,629**
- (22) Filed: **Sep. 10, 2013**
- (30) **Foreign Application Priority Data**

Mar. 12, 2013 (EM) 2201426-0001

- (51) **LOC (10) Cl.** **28-03**
- (52) **U.S. Cl.**
USPC **D24/215**

- (58) **Field of Classification Search**
USPC D24/200, 211, 212, 213, 214, 215;
601/19, 27-32, 46, 49, 52, DIG. 12,
601/DIG. 14, DIG. 15, DIG. 16, DIG. 17;
D21/685

CPC A61H 19/30; A61H 19/32; A61H 19/34;
A61H 19/40; A61H 19/44; A61H 19/50;
A61H 19/00; A61H 2201/0153; A61H
2201/0207; A61H 2201/0263; A61H
2201/0111; A61H 2201/1253; A61H
2205/082; A61H 2205/085; A61H 15/0085
See application file for complete search history.

(56) **References Cited**

U.S. PATENT DOCUMENTS

- D310,416 S * 9/1990 Yamasaki D24/211
- D330,597 S * 10/1992 Teranishi D24/215
- D340,116 S * 10/1993 Ohashi D24/213
- D340,529 S * 10/1993 Ohashi D24/215

- D346,030 S * 4/1994 Tsai D24/213
- D358,656 S * 5/1995 Chang D24/213
- 5,417,644 A * 5/1995 Lee 601/98
- D379,661 S * 6/1997 You D24/213
- D511,213 S * 11/2005 Hasegawa D24/200
- 7,322,946 B2 * 1/2008 Lev et al. 601/15
- D596,750 S * 7/2009 Lev et al. D24/212
- D612,511 S * 3/2010 Mills et al. D24/212
- D615,662 S * 5/2010 Turner D24/200
- D619,268 S * 7/2010 Sugiyama et al. D24/212
- D625,021 S * 10/2010 Stoddard D24/212
- D628,303 S * 11/2010 Hsu D24/213
- D652,941 S * 1/2012 Zamar D24/215
- D687,958 S * 8/2013 Turner D24/215
- D696,391 S * 12/2013 Sidell D23/366
- D697,630 S * 1/2014 Turner D24/215
- D698,450 S * 1/2014 Kwon D24/215
- D701,614 S * 3/2014 Ding D24/215
- 2003/0050579 A1 * 3/2003 Hsieh et al. 601/104
- 2010/0081973 A1 * 4/2010 Tsai et al. 601/134

* cited by examiner

Primary Examiner — Sandra Snapp

(74) *Attorney, Agent, or Firm* — Burr & Brown, PLLC

(57) **CLAIM**

The ornamental design for a massage apparatus, as shown and described.

DESCRIPTION

FIG. 1 is a perspective view of a massage apparatus illustrating my new design;
 FIG. 2 a front view thereof;
 FIG. 3 is a rear view thereof;
 FIG. 4 is a right side view thereof;
 FIG. 5 is a left side view thereof;
 FIG. 6 is a top view thereof; and,
 FIG. 7 is a bottom view thereof.
 The broken lines shown in the drawings represent portions of the massage apparatus that form no part of the claimed design.

1 Claim, 7 Drawing Sheets

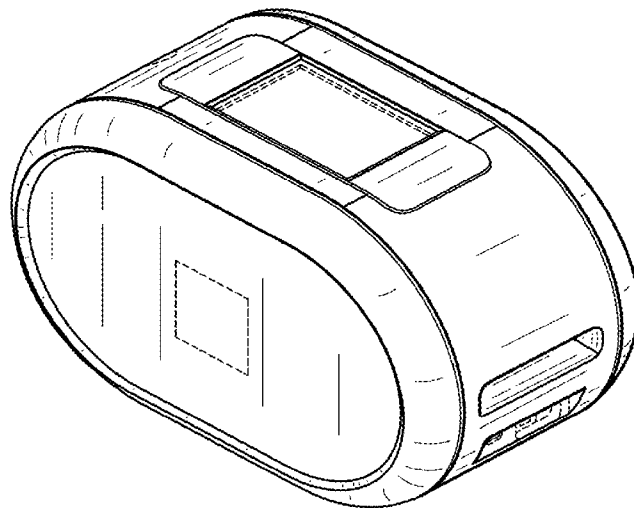


FIG. 1

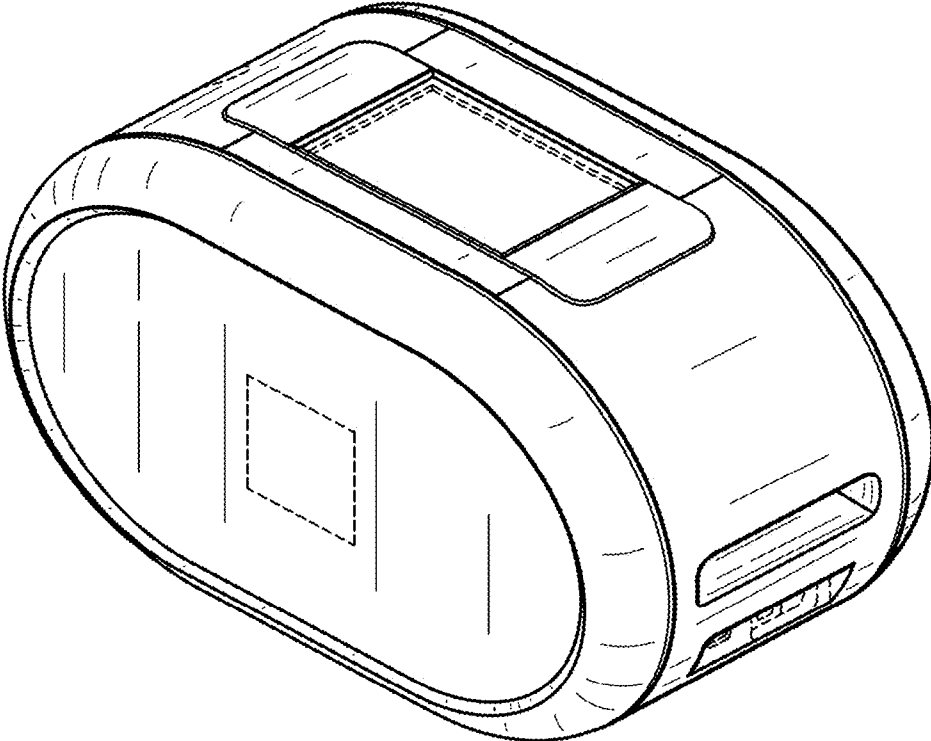


FIG. 2

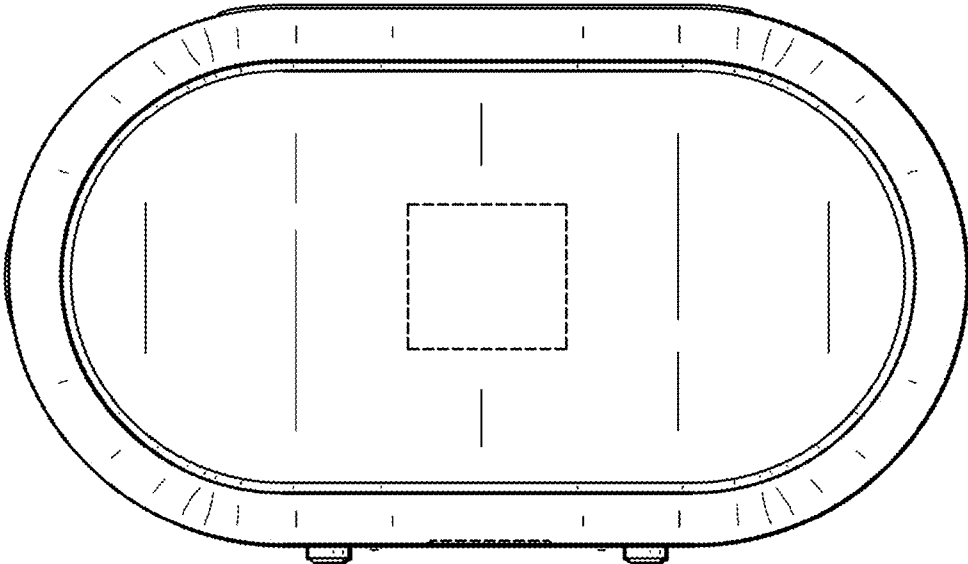


FIG. 3

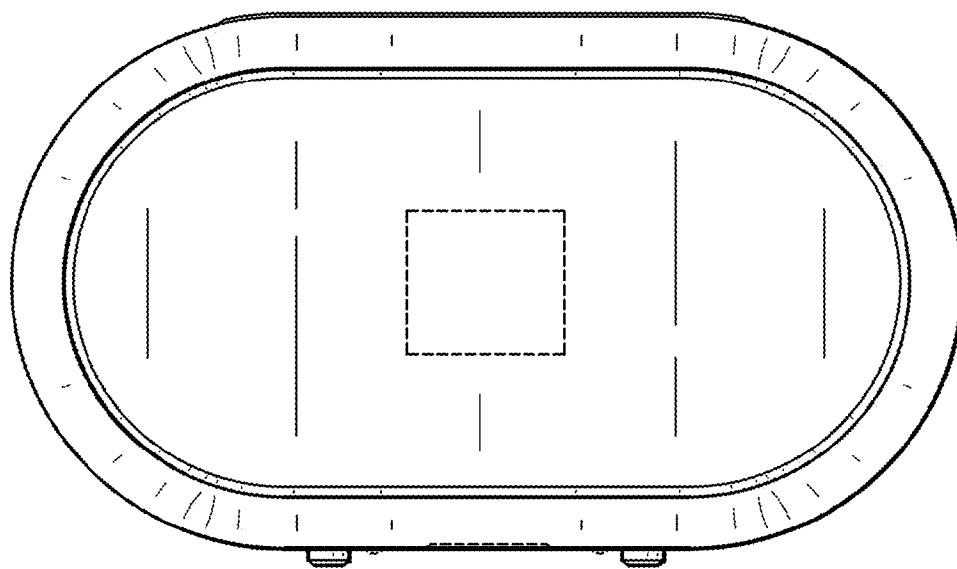


FIG. 4

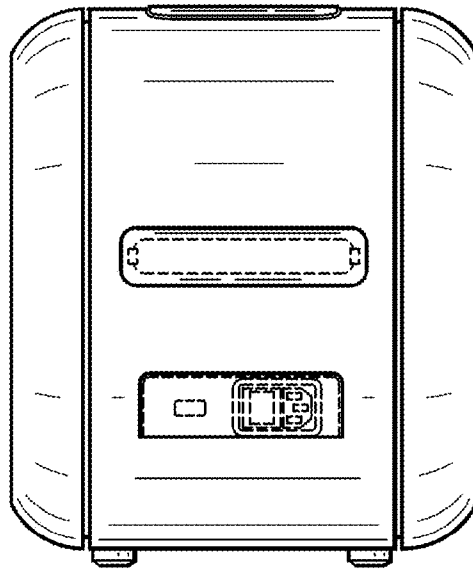


FIG. 5




FIG. 6

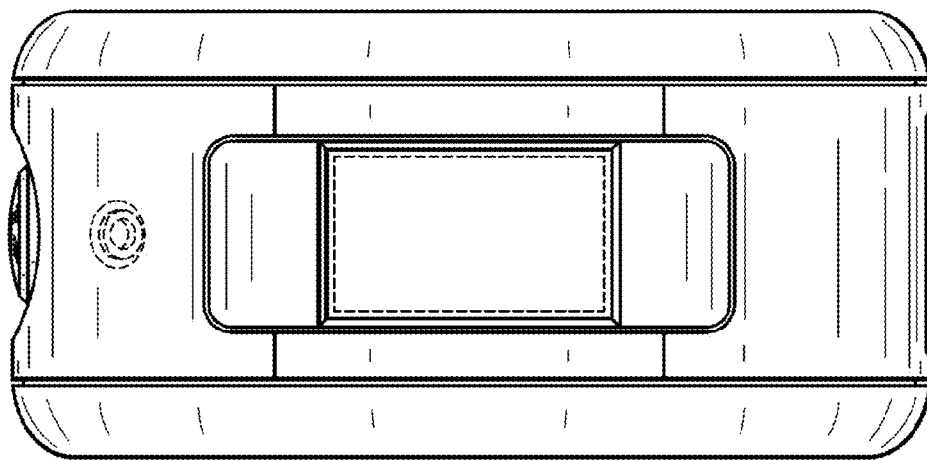


FIG. 7

