



US00D759456S

(12) **United States Design Patent**
Liu

(10) **Patent No.:** **US D759,456 S**
(45) **Date of Patent:** **** Jun. 21, 2016**

(54) **SCREWDRIVER HEAD**

(71) Applicant: **Tsai Fa Liu**, Taichung (TW)

(72) Inventor: **Tsai Fa Liu**, Taichung (TW)

(**) Term: **14 Years**

(21) Appl. No.: **29/482,318**

(22) Filed: **Feb. 17, 2014**

(51) **LOC (10) Cl.** **08-04**

(52) **U.S. Cl.**
USPC **D8/86**

(58) **Field of Classification Search**
USPC D8/70, 82-87, 105; D15/139; 81/125,
81/177.1-177.7, 436, 438, 460-461
CPC B23B 2251/66; B23P 15/00; B25B 13/06;
B25B 13/5091; B25B 15/00; B25B 15/001;
B25B 15/002; B25B 15/004; B25B 15/005;
B25B 15/008; B25B 15/02; B25B 15/04;
B25B 17/00; B25B 21/007; B25B 23/00;
B25B 23/0035; B25B 23/005; B25B 23/12;
B25B 23/1405; B25B 27/18; B25B 31/12;
B25B 51/08; B25B 51/108

See application file for complete search history.

(56) **References Cited**

U.S. PATENT DOCUMENTS

D90,251 S *	7/1933	Hindes	D7/395
D95,393 S *	4/1935	Wise	D7/395
D221,048 S *	7/1971	Bixby	D8/70
D350,685 S *	9/1994	Perkins et al.	D8/86
5,868,047 A *	2/1999	Faust et al.	81/438
D479,457 S *	9/2003	Dollar et al.	D8/70
D631,723 S *	2/2011	DeBaker	D8/86
D646,547 S *	10/2011	DeBaker	D8/86
D663,187 S *	7/2012	DeBaker	D8/86
8,418,587 B2 *	4/2013	DeBaker	81/436
D704,022 S *	5/2014	Hsu	D8/86
D707,524 S *	6/2014	Chen	D8/86

* cited by examiner

Primary Examiner — Philip S Hyder
Assistant Examiner — Roselynn Cody

(57) **CLAIM**

The ornamental design for a screwdriver head, as shown.

DESCRIPTION

FIG. 1 is a perspective view of a screwdriver head showing my new design;
FIG. 2 is a front elevational view thereof;
FIG. 3 is a rear elevational view thereof;
FIG. 4 is a left side elevational view thereof;
FIG. 5 is a right side elevational view thereof;
FIG. 6 is a top plan view thereof; and,
FIG. 7 is a bottom plan view thereof.

1 Claim, 3 Drawing Sheets






FIG. 1




FIG. 2




FIG. 3




FIG. 4




FIG. 5

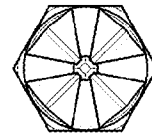


FIG. 6

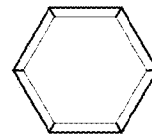


FIG. 7