



US00D653893S

(12) **United States Design Patent**  
**Huss et al.**

(10) **Patent No.:** **US D653,893 S**

(45) **Date of Patent:** **\*\* Feb. 14, 2012**

(54) **MOLDED MAT**

(75) Inventors: **Philip C. Huss**, Rockvale, TN (US);  
**Michael E. Franklin**, Nashville, TN (US)

(73) Assignee: **Tennessee Mat Company, Inc.**, Smyrna, TN (US)

(\*\*) Term: **14 Years**

(21) Appl. No.: **29/383,973**

(22) Filed: **Jan. 25, 2011**

**Related U.S. Application Data**

(63) Continuation of application No. 11/889,873, filed on Aug. 17, 2007.

(51) **LOC (9) Cl.** ..... **06-11**

(52) **U.S. Cl.** ..... **D6/582**

(58) **Field of Classification Search** ..... D5/4, 7, D5/47, 53, 56-59, 61-63, 99; D6/582, 585, D6/586, 622; D11/165; D19/5; D24/124-126; 4/581; 5/490, 495; 15/208, 215; 112/401, 112/402; 139/383 B, 383 R, 420 R; 162/134; 428/57, 66.5, 187, 221, 542.2, 542.6, 33; 604/385.01

See application file for complete search history.

(56) **References Cited**

**U.S. PATENT DOCUMENTS**

D112,568 S \* 12/1938 Skolinik ..... D25/160  
2,362,596 A \* 11/1944 Trattler ..... 428/52  
D241,493 S \* 9/1976 Ettlenger, Jr. .... D6/585  
4,018,025 A 4/1977 Collette

4,191,722 A 3/1980 Gould  
D255,744 S \* 7/1980 Dekko ..... D6/585  
4,287,693 A 9/1981 Collette  
D274,588 S \* 7/1984 Swanson et al. .... D6/582  
D301,530 S \* 6/1989 Jonker ..... D6/585  
4,930,286 A \* 6/1990 Kotler ..... 52/177  
4,969,226 A 11/1990 Seville  
5,052,158 A \* 10/1991 D'Luzansky ..... 52/177  
5,212,842 A 5/1993 Glydon  
D336,348 S \* 6/1993 Dorfman, Jr. .... D25/156  
5,217,663 A 6/1993 Seville  
D356,709 S \* 3/1995 Scott ..... D6/585  
6,526,705 B1 3/2003 MacDonald  
D532,238 S \* 11/2006 Thrush ..... D6/582  
D603,640 S \* 11/2009 Thrush ..... D6/582  
7,797,890 B2 \* 9/2010 Thrush et al. .... 52/177  
8,006,443 B2 \* 8/2011 Fuccella et al. .... 52/177  
2005/0193669 A1 \* 9/2005 Jenkins et al. .... 52/392

\* cited by examiner

*Primary Examiner* — Karen S Acker

(74) *Attorney, Agent, or Firm* — Clark & Brody


(57) **CLAIM**

The ornamental design for a molded mat, as shown and described.

**DESCRIPTION**

FIG. 1 is a front side perspective view of a first embodiment of a molded mat, showing my new design;  
FIG. 2 is a front side view thereof;  
FIG. 3 is a rear side view thereof;  
FIG. 4 is a top view thereof;  
FIG. 5 is a bottom view thereof;  
FIG. 6 is a right side view thereof; and,  
FIG. 7 is a left side view thereof.

**1 Claim, 4 Drawing Sheets**






FIG. 1

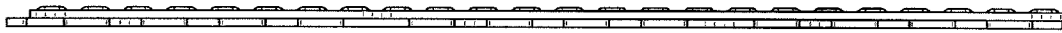


FIG. 2

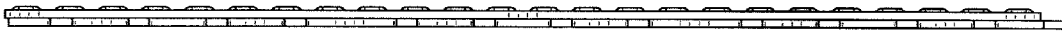


FIG. 3

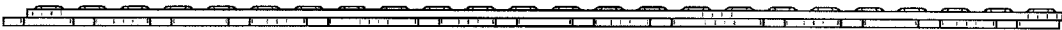


FIG. 4




FIG. 5




FIG. 6

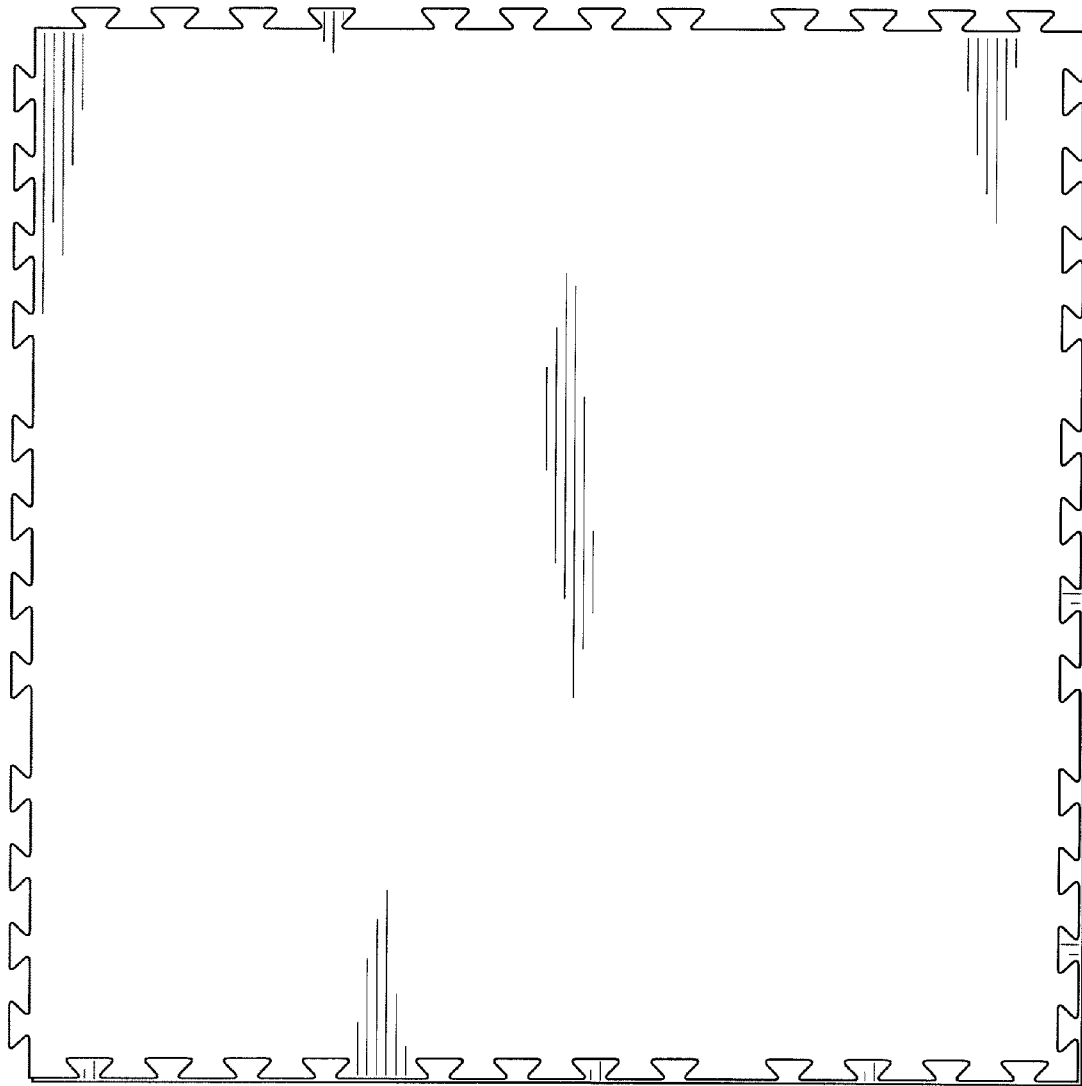


FIG. 7