

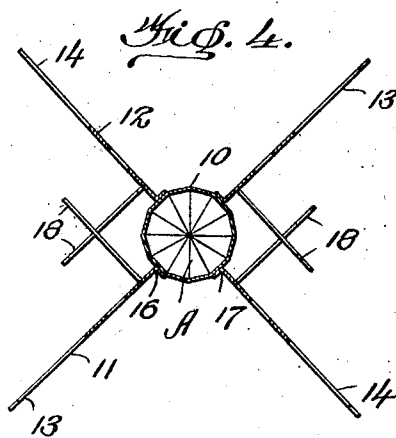
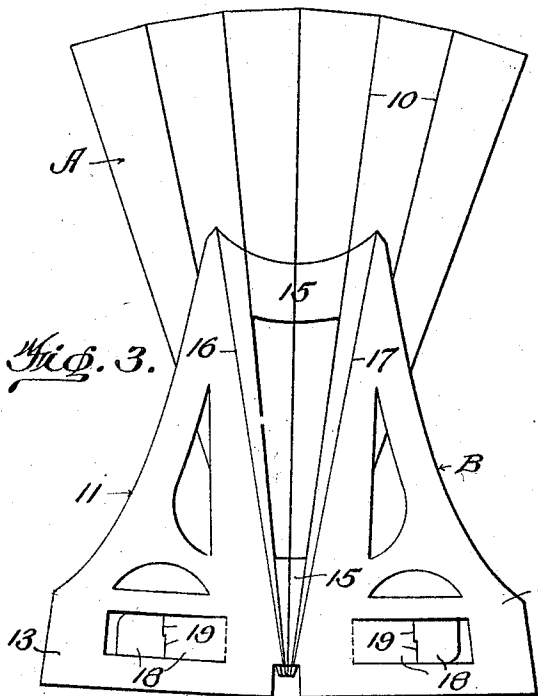
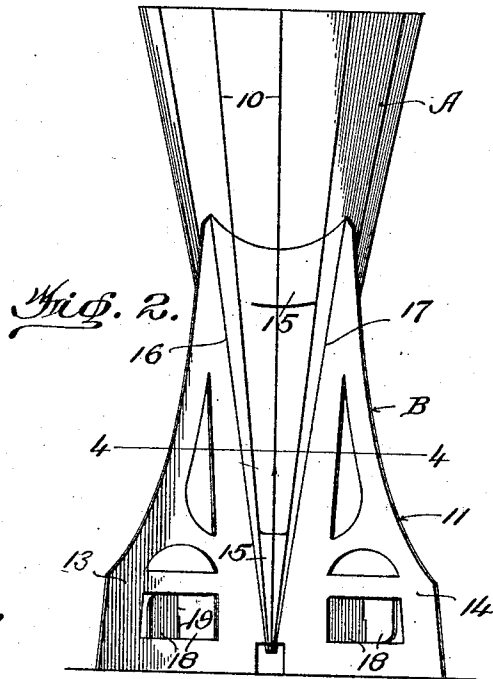
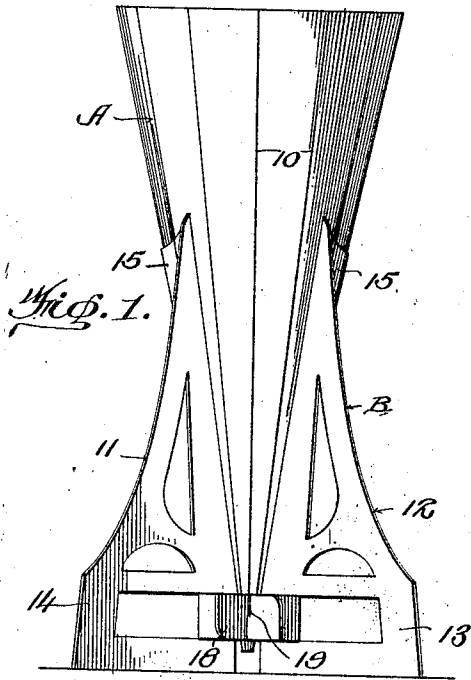
April 8, 1924.

A. M. RICHARDS

1,490,226

VASE

Filed June 6, 1923



Inventor  
Alice M. Richards,  
BY Bright & Bailey  
Attorneys

# UNITED STATES PATENT OFFICE.

ALICE MARY RICHARDS, OF OSHKOSH, WISCONSIN.

## VASE.

Application filed June 6, 1923. Serial No. 643,819.

*To all whom it may concern:*

Be it known that I, ALICE MARY RICHARDS, a citizen of the United States, and resident of Oshkosh, in the county of Winnebago and State of Wisconsin, have invented certain new and useful Improvements in Vases, of which the following is a specification.

My invention relates to vases, particularly to vases intended primarily for temporary floral display and decorative purposes, my object being to provide a vase for temporary uses that is cheap and easy to produce, that is collapsible, so as to occupy a minimum amount of space when not in use, that is capable of being readily and easily set-up for use from a collapsed condition, and that is provided with novel, simple and efficient means for holding the same against collapse from a set up condition.

My inventive idea is capable of embodiment in different mechanical structures, one of which is shown in the accompanying drawings. It is to be understood, however, that the structure shown is intended merely as a disclosure of my invention in a preferred form and that various changes and desirable additions may be made in and to the same within its spirit and scope as defined in the appended claims.

In the drawings, wherein like characters of reference denote corresponding parts in the different views:

Figure 1 is a side elevation of a collapsible vase embodying the novel and essential features of my invention, the same being shown in set up condition;

Figure 2, a view similar to and at right angles to Figure 1;

Figure 3, an elevation of the vase in a collapsed condition; and

Figure 4, a section on the line 4-4 of Figure 2.

Referring to the drawings in detail, A and B designate, respectively, my collapsible vase proper and my improved means for supporting and holding the same in set-up condition. Vase A, which may be formed of any suitable or desired material that is impervious to water, such as stiff, waxed paper, is of substantially cone-shape and provided with plural, evenly spaced lines of fold, as indicated at 10, whereby it may be flatly collapsed as shown in Figure 3 or opened into substantially cone shape as shown in Figures 1, 2 and 4, while the sup-

porting means B, which also may be formed of any suitable or desired material, but which preferably is formed of cardboard or of relatively heavy, stiff paper, is permanently secured to the vase A, so as to be collapsible therewith.

The supporting means B consists of a pair of duplicate elements 11 and 12 glued or otherwise suitably secured, respectively, to opposite sides of the vase A, each element 11 and 12, in turn, consisting of a pair of leg members 13 and 14 connected by a web or webs 15, which latter serve as the connecting medium between said legs and the vase. The leg members 13, 14 are foldable with respect to the vase A along the lines 16, 17, respectively, so as to be flatly collapsible with the vase as shown in Figure 3, and in order to hold said leg members against collapse from an opened or set up position, as shown in Figures 1 and 2, each leg element is provided with a U-shaped slit providing a tongue 18, the different tongues thus provided each, in turn, being slitted as at 19, so that related tongues of the elements 11 and 12 may be interengaged to thus substantially rigidly sustain the leg members in set up condition as is apparent. The tongues 18, while preferably formed integrally with the leg members as mentioned, may be formed separately from and secured to the leg members in any preferred manner, and in addition, the leg members may be provided with cut-out portions and artistically shaped to enhance the gracefulness and general appearance of the article.

From the foregoing description considered in connection with the accompanying drawing, it is believed that the construction and advantages of my improved vase will be clearly understood. It is desired to point out, however, that minor changes and desirable additions may be made in and to the same within the spirit and scope of the invention as defined in the appended claims.

I claim:—

1. A vase of substantially conical shape provided with plural lines of fold whereby it may be flatly collapsed, and means for supporting and sustaining said vase in set-up condition consisting of plural leg elements permanently secured to the vase and provided with lines of fold whereby they may be collapsed with respect to the vase.
2. A vase consisting of a body provided with plural lines of fold whereby it may be

collapsed, means for supporting and sustain-  
ing said vase in set-up condition consisting  
of duplicate elements secured to opposite  
sides of the body, each of said elements con-  
sisting of a pair of leg members foldable  
with respect to the body, and interengaging  
means on the respective elements to hold the  
latter against collapse from a set-up condi-  
tion.

10 3. A vase consisting of a collapsible body,  
duplicate elements secured to opposite sides  
of said body for supporting and sustaining

the body in set-up condition, each of said ele-  
ments consisting of a pair of leg members  
foldable with respect to the body, a tongue 15  
carried by each leg element, and means  
whereby the tongues of related leg members  
of the respective supporting elements may  
be interengaged to hold all of said leg ele-  
ments and said body against collapse from 20  
a set up condition.

In testimony whereof I hereunto affix my  
signature.

ALICE MARY RICHARDS.