



US00D832238S

(12) **United States Design Patent**  
**Van Osten et al.**

(10) **Patent No.:** **US D832,238 S**  
(45) **Date of Patent:** **\*\* Oct. 30, 2018**

(54) **SPEAKER COVER**  
(71) Applicant: **RB Distribution, Inc.**, Colmar, PA (US)  
(72) Inventors: **Christopher Thomas Van Osten**, Souderton, PA (US); **Jessica Anne Miron**, Philadelphia, PA (US); **Eric Joel Tryson**, Willow Grove, PA (US)  
(73) Assignee: **RB Distribution, Inc.**, Colmar, PA (US)

(\*\*) Term: **15 Years**

(21) Appl. No.: **29/608,412**

(22) Filed: **Jun. 21, 2017**

(51) **LOC (11) Cl.** ..... **14-01**

(52) **U.S. Cl.**  
USPC ..... **D14/219**

(58) **Field of Classification Search**  
USPC ..... D14/219, 209, 204, 210, 215, 224, 240, D14/250, 258, 440, 138 AA, 194, 192, D14/249, 447, 225, 226; D23/412, 385, D23/371, 351, 393; 181/144, 146, 148, 181/150, 151, 171, 199; 379/450, 452; 381/380, 381; 455/90.1, 575.1, 569.1  
CPC ... H04R 1/02; H05K 9/00; H05K 5/00; G10K 11/00; H04B 1/38  
See application file for complete search history.

(56) **References Cited**

**U.S. PATENT DOCUMENTS**

1,804,529 A \* 5/1931 Dreyfus ..... D01C 5/00 216/83  
1,975,201 A \* 10/1934 Elworthy ..... H04R 1/288 181/155  
3,509,290 A \* 4/1970 Mochida et al. .... 381/431

3,953,675 A \* 4/1976 Babb ..... H04R 1/2888 381/353  
D249,684 S \* 9/1978 Rams ..... D14/214  
4,640,381 A \* 2/1987 Tsuchiya et al. .... H04R 1/2888 181/144  
4,832,150 A \* 5/1989 Just ..... B29C 45/14336 181/150  
5,322,979 A \* 6/1994 Cassity et al. .... H04R 1/023 181/150  
5,400,413 A \* 3/1995 Kidel ..... H04R 1/023 181/199  
5,565,659 A \* 10/1996 Moner, Jr. et al. .... H04R 1/023 181/141  
D389,152 S \* 1/1998 Kurihara ..... D14/219  
D392,977 S \* 3/1998 Kim ..... D14/214  
D395,898 S \* 7/1998 Suzuki ..... D14/219  
D397,115 S \* 8/1998 Gremchuck ..... D14/214  
D407,405 S \* 3/1999 Chiu ..... D14/194

(Continued)

*Primary Examiner* — Paula Allen Greene  
(74) *Attorney, Agent, or Firm* — Volpe and Koenig, P.C.

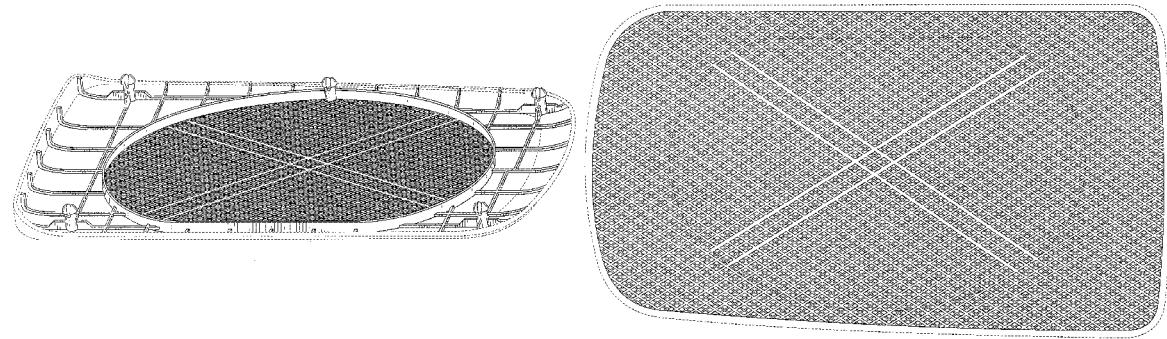
(57) **CLAIM**

The ornamental design for a speaker cover, as shown and described.

**DESCRIPTION**

FIG. 1 is a perspective view of the underside of our speaker cover;  
FIG. 2 is a plan view of the underside of our speaker cover in FIG. 1;  
FIG. 3 is a plan view of the top side of our speaker cover in FIG. 1;  
FIG. 4 is a right side view of our speaker cover in FIG. 1;  
FIG. 5 is a left side view of our speaker cover in FIG. 1;  
FIG. 6 is a rear elevation of our speaker cover in FIG. 1; and  
FIG. 7 is a front elevation of our speaker cover in FIG. 1.  
The broken line showing in the drawings is included for the purpose of illustrating environment and forms no part of the claimed design for our speaker cover.

**1 Claim, 7 Drawing Sheets**



(56)

**References Cited**

## U.S. PATENT DOCUMENTS

D416,259 S \* 11/1999 Hoyt ..... D14/214  
6,189,850 B1 \* 2/2001 Liao et al. .... F16M 11/105  
248/292.14  
D443,262 S \* 6/2001 Caren ..... D14/224  
6,275,683 B1 \* 8/2001 Smith ..... H04B 1/0346  
361/816  
D480,383 S \* 10/2003 Bolton ..... D14/214  
6,639,788 B1 \* 10/2003 Liao et al. .... F16M 11/105  
248/292.14  
D565,548 S \* 4/2008 Yoshinaga ..... D14/214  
D571,355 S \* 6/2008 Koizumi ..... D14/214  
D573,584 S \* 7/2008 Kim ..... D14/211  
D633,905 S \* 3/2011 Ke ..... D14/315  
D634,313 S \* 3/2011 Fitzpatrick ..... D14/250  
D643,843 S \* 8/2011 Hsieh ..... D14/440  
7,989,085 B2 \* 8/2011 Li ..... H04M 1/0283  
174/50  
D678,906 S \* 3/2013 Lee ..... D14/203.3  
D711,853 S \* 8/2014 Miyata ..... H04R 1/02  
D14/204  
D723,154 S \* 2/2015 Cheng ..... D23/412  
D811,410 S \* 2/2018 Burmester ..... D14/440

\* cited by examiner

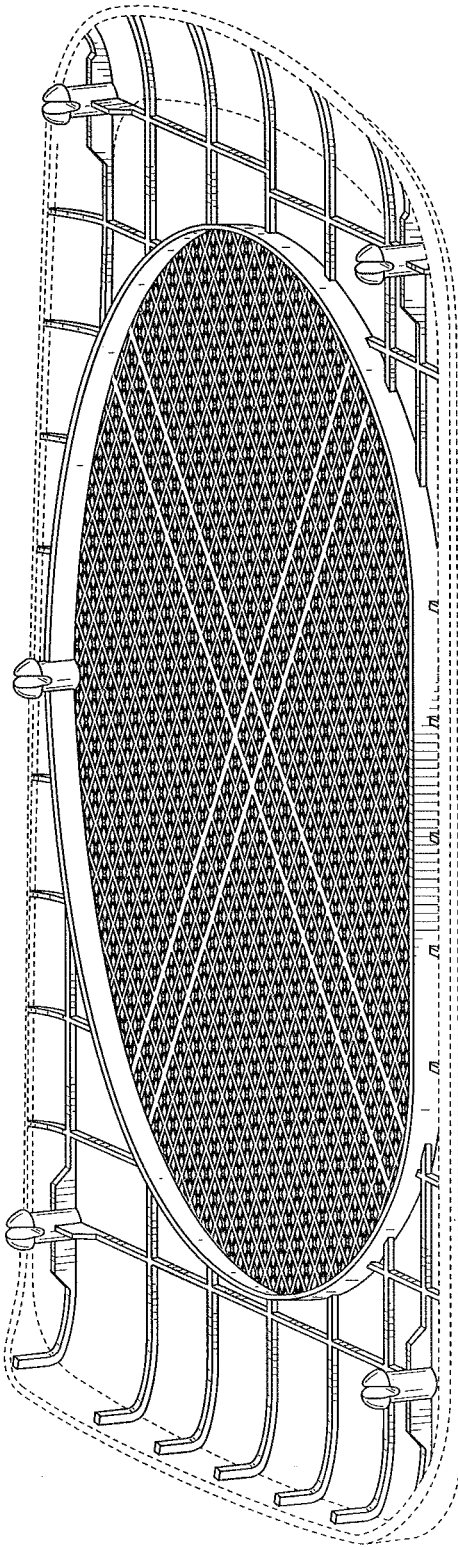


FIG. 1

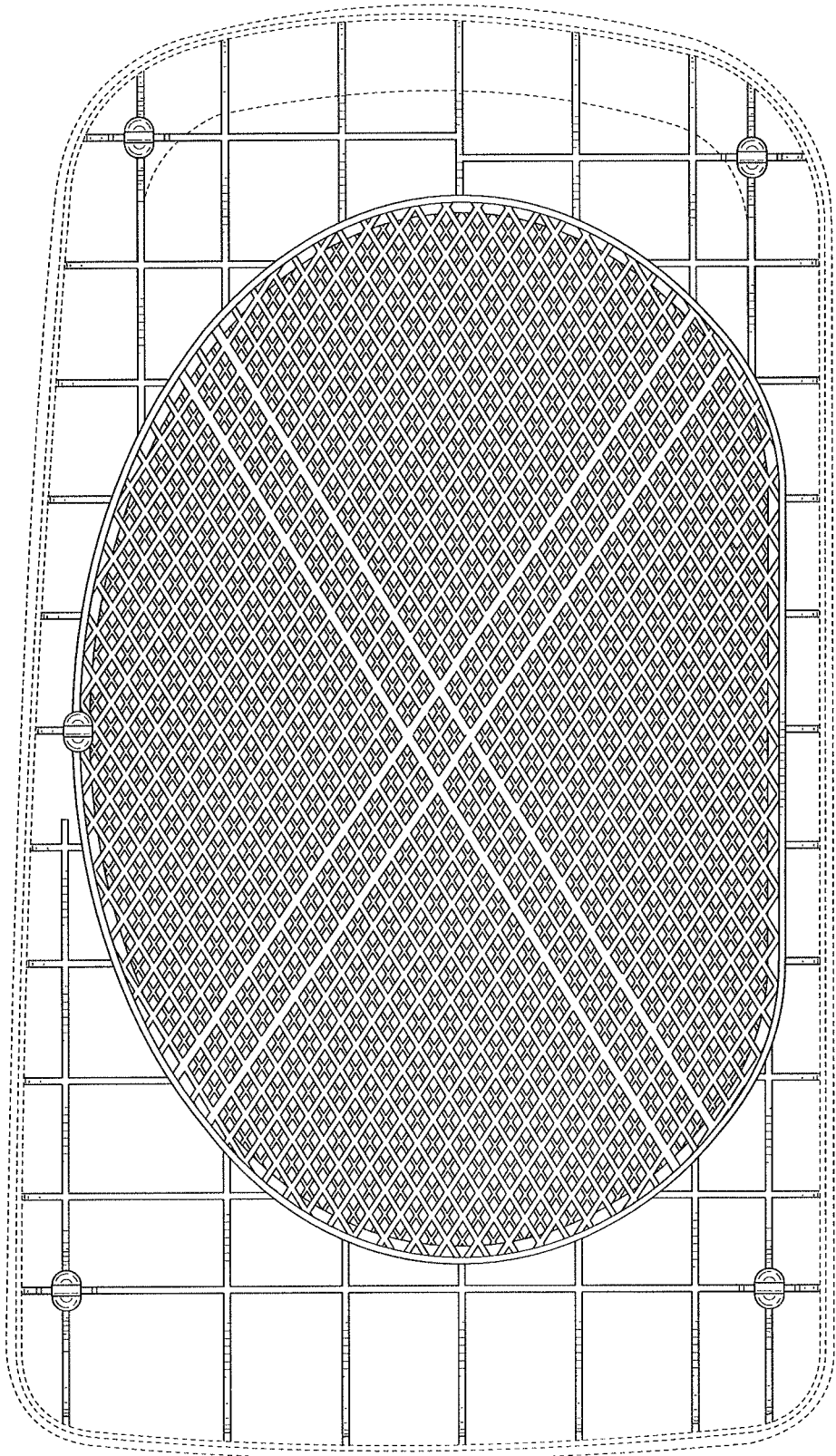


FIG. 2




FIG. 3



FIG. 4




FIG. 5

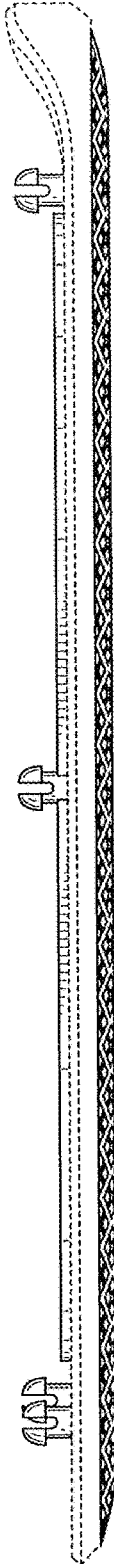


FIG. 6



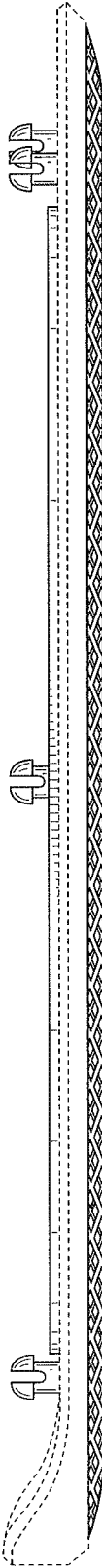


FIG. 7