

Oct. 29, 1940.

F. C. REILLY

2,219,454

COSMETIC HOLDER

Filed July 16, 1938

Fig. 1

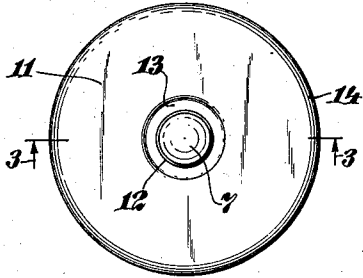


Fig. 2

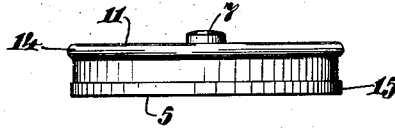


Fig. 3

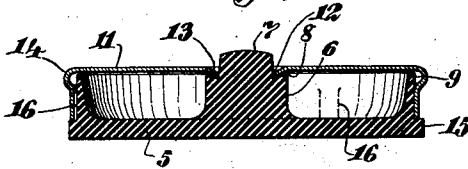
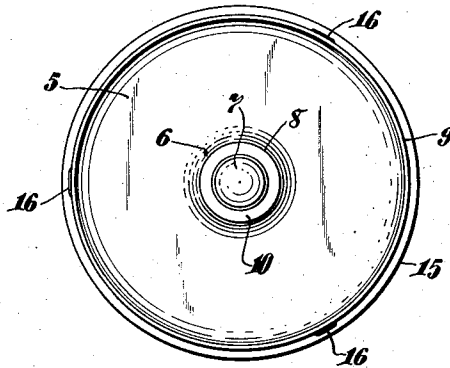


Fig. 4



BY

INVENTOR.
Frank C. Reilly,
Philip J. McFar,
ATTORNEY.

UNITED STATES PATENT OFFICE

2,219,454

COSMETIC HOLDER

Frank C. Reilly, New York, N. Y.

Application July 16, 1938, Serial No. 219,494

1 Claim. (Cl. 220—43)

The invention here disclosed relates to holders or containers, particularly for lip rouge and other forms of cosmetics.

Objects of the invention are to provide a box or container having a cover which will be securely held in place, but which can be immediately and easily opened; and further a form of container which will hold the cosmetic material in condition for convenient use and which will be neat and attractive and otherwise desirable for the intended purposes.

The foregoing and other objects are attained by the novel features of construction, combinations and relations of parts hereinafter described, illustrated in the accompanying drawing and broadly covered in the claim.

The drawing illustrates one of the practical commercial embodiments of the invention. Structure however may be modified and changed as regards the present disclosure, all within the true intent and broad scope of the invention.

Fig. 1 is a top plan view of the box.

Fig. 2 is a side or edge view of the same.

Fig. 3 is an enlarged cross-sectional view as on line 3—3 of Fig. 1.

Fig. 4 is a plan view of the bottom or body portion of the box.

The body of the container, designated 5, is illustrated in the form of a relatively shallow substantially circular tray and the special feature of novelty of this part is that it has a centrally disposed post or stud 6, rising from the bottom of the same and terminating in a rounded push button shape 7. Further, this post has an annular shoulder 8, at about the level of the upper rim 9, of the body, with a downwardly bevelled groove 10 therein.

Cooperating with the box body is a slip cover 11, and the special novelty of this part is that it has a central opening 12, through which the push button portion 7 projects.

Also the cover, in this particular disclosure, has a downwardly inclined lip 13, about the central opening engaging the shouldered portion of the stud and entering the bevelled groove 10, to make a more or less close fitting sealing engagement between the perforated central portion of the cover and the central post or stud of the box body.

This construction makes it possible to effect immediate release and separation of the slip cover by simply applying pressure to the end of the post, while holding the rim of the cover.

To make the holding of the cover, a simple and easy matter, the upper rim of the cover may be enlarged or extended as indicated at 14, in the form of a bead or flange, easily grasped in the fingers.

The box body is shown as having an extending flange 15, at the bottom providing a finger hold and also serving as a stop shoulder, Fig. 3, to limit the movement of the slip cover down over the rim of the body, so that the top can not engage the upper edge of the rim, thus leaving the inclined flange or sealing lip 13, free to fully engage in the annular groove 10.

While the slip cover may be made of a size and shape to fit the box body with sufficient friction, additional spring tension may be provided, as by forming the annular wall of the box body with one or more small bosses or protuberances 16, Figs. 3 and 4. These have the effect of slightly springing the cover and thereby adding a yielding spring gripping tension between cover and box body.

The cooperating body and cover members may be made of the same or different materials. Thus as illustrated, the body may be made of molded plastic and the cover be a thin metallic shell. Both however, may be of metal or molded plastic, or other materials.

In addition to enabling quick and easy separation of the parts, the central stud or push button forms the body of the box into an annular channel, which will hold the cosmetic in annular shape readily accessible and convenient to the finger tip or other form of applicator.

What is claimed is:

A cosmetic holder, comprising a shallow circular box body having a substantially cylindrical rim and an outstanding flange at the base of said rim, an integral centrally disposed substantially cylindrical post rising from the bottom of said box body and provided with an annular shoulder at approximately the level of said rim of the box body, said post above said annular shoulder being of reduced diameter, a slip cover in the form of a shell of thin yieldable material removably engaged over said box body, said cover having a substantially cylindrical rim telescopically engaged over the substantially cylindrical rim of the box body and a top provided with a central opening of greater diameter than the reduced end portion of the post and of less diameter than said annular shoulder at the base of said reduced portion, a downturned annular lip on said cover about said central opening and having sealing engagement with said annular shoulder of the post, said cover having an annular projecting bead about the top of the same providing a grip for the fingers when the projecting portion of the post is pressed by the thumb for effecting removal of the slip cover from the box body.

FRANK C. REILLY.