



US00D677539S

(12) **United States Design Patent**  
**Roberts et al.**

(10) **Patent No.:** **US D677,539 S**

(45) **Date of Patent:** **\*\* Mar. 12, 2013**

(54) **SCISSOR HANDLES**

(75) Inventors: **Colin Roberts**, Stevens Point, WI (US);  
**Andrew Block**, Madison, WI (US);  
**Daniel Cunningham**, Edgerton, WI (US)

(73) Assignee: **Fiskars Brands, Inc.**, Madison, WI (US)

(\*\*) Term: **14 Years**

(21) Appl. No.: **29/429,093**

(22) Filed: **Aug. 7, 2012**

(51) **LOC (9) Cl.** ..... **08-03**

(52) **U.S. Cl.** ..... **D8/57**

(58) **Field of Classification Search** ..... D8/4, 5,  
D8/51-58, 105, 107; D21/532; D27/195;  
D28/44, 57; D7/693; D24/148; 30/131,  
30/195, 229, 194, 230-235, 268, 350, 254-258;  
7/135, 136

See application file for complete search history.

(56) **References Cited**

**U.S. PATENT DOCUMENTS**

25,508	A	*	9/1859	Heinisch	30/341
3,869,792	A	*	3/1975	Laurenti	30/254
D238,245	S	*	12/1975	Backstrom	D8/57
D248,534	S	*	7/1978	Backstrom et al.	D8/5
D267,309	S	*	12/1982	Linden	D8/57
D267,773	S	*	2/1983	Linden	D8/57
D272,227	S	*	1/1984	Linden et al.	D8/57
D272,228	S	*	1/1984	Linden	D8/57
4,715,122	A		12/1987	Linden	
D296,757	S	*	7/1988	Strack	D8/57
D338,604	S	*	8/1993	Ramsey	D8/57
D344,225	S		2/1994	Hendon et al.	
5,325,592	A		7/1994	Linden et al.	
5,341,573	A	*	8/1994	Linden et al.	30/254
D350,466	S		9/1994	Ramsey et al.	
D353,087	S		12/1994	Ramsey et al.	
D365,004	S		12/1995	Ramsey et al.	
D393,192	S		4/1998	Cornell	
D393,193	S		4/1998	Schneider et al.	
D395,992	S		7/1998	Bennett et al.	
D421,375	S		3/2000	Carlson et al.	

6,158,128	A	*	12/2000	Huff	30/254
D460,671	S	*	7/2002	Chan	D8/57
D472,121	S	*	3/2003	Wolff	D8/57
D502,371	S		3/2005	Pia	
D503,880	S		4/2005	McLean	

(Continued)

**OTHER PUBLICATIONS**

U.S. Appl. No. 29/429,104, filed Aug. 7, 2012, Roberts, et al.

(Continued)

*Primary Examiner* — Deanna L Fluegeman

(74) *Attorney, Agent, or Firm* — Foley & Lardner LLP

(57) **CLAIM**

The ornamental design for scissor handles, as shown and described.

**DESCRIPTION**

FIG. 1 is a first isometric view of a first embodiment of the claimed design;

FIG. 2 is a second isometric view thereof;

FIG. 3 is a front elevational view thereof;

FIG. 4 is a rear elevational view thereof;

FIG. 5 is a left side elevational view thereof;

FIG. 6 is a right side elevational view thereof;

FIG. 7 is a top plan view thereof; and

FIG. 8 is a bottom plan view thereof.

FIG. 9 is a first isometric view of a second embodiment of the claimed design;

FIG. 10 is a second isometric view thereof;

FIG. 11 is a front elevational view thereof;

FIG. 12 is a rear elevational view thereof;

FIG. 13 is a left side elevational view thereof;

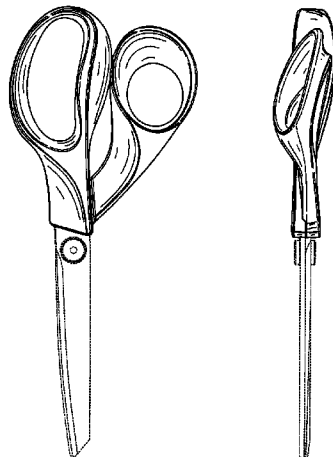
FIG. 14 is a right side elevational view thereof;

FIG. 15 is a top plan view thereof; and,

FIG. 16 is a bottom plan view thereof.

The ornamental design which is claimed is shown in solid lines in the drawings. The broken lines in the drawings illustrate the environment of the claimed design and form no part of thereof.

**1 Claim, 12 Drawing Sheets**



# US D677,539 S

Page 2

## U.S. PATENT DOCUMENTS

D514,908 S 2/2006 McLean  
D532,268 S 11/2006 McLean  
D536,588 S 2/2007 Peterson et al.  
D536,589 S 2/2007 Peterson et al.  
D536,939 S 2/2007 Peterson et al.  
D537,310 S 2/2007 McLean  
D543,817 S \* 6/2007 McLean ..... D8/57  
D547,153 S 7/2007 Peterson et al.  
D551,928 S 10/2007 Peterson et al.  
D551,929 S 10/2007 Peterson et al.  
D590,223 S \* 4/2009 Pearson et al. .... D8/57

D611,794 S 3/2010 Williams et al.  
D631,313 S \* 1/2011 Peterson et al. .... D8/57  
D631,716 S 2/2011 Roberts et al.

## OTHER PUBLICATIONS

U.S. Appl. No. 29/429,126, Aug. 7, 2012, Roberts, et al.  
2007 Fiskars Craft Products Catalog, pp. 7-15, 106-109, 116-120.

\* cited by examiner

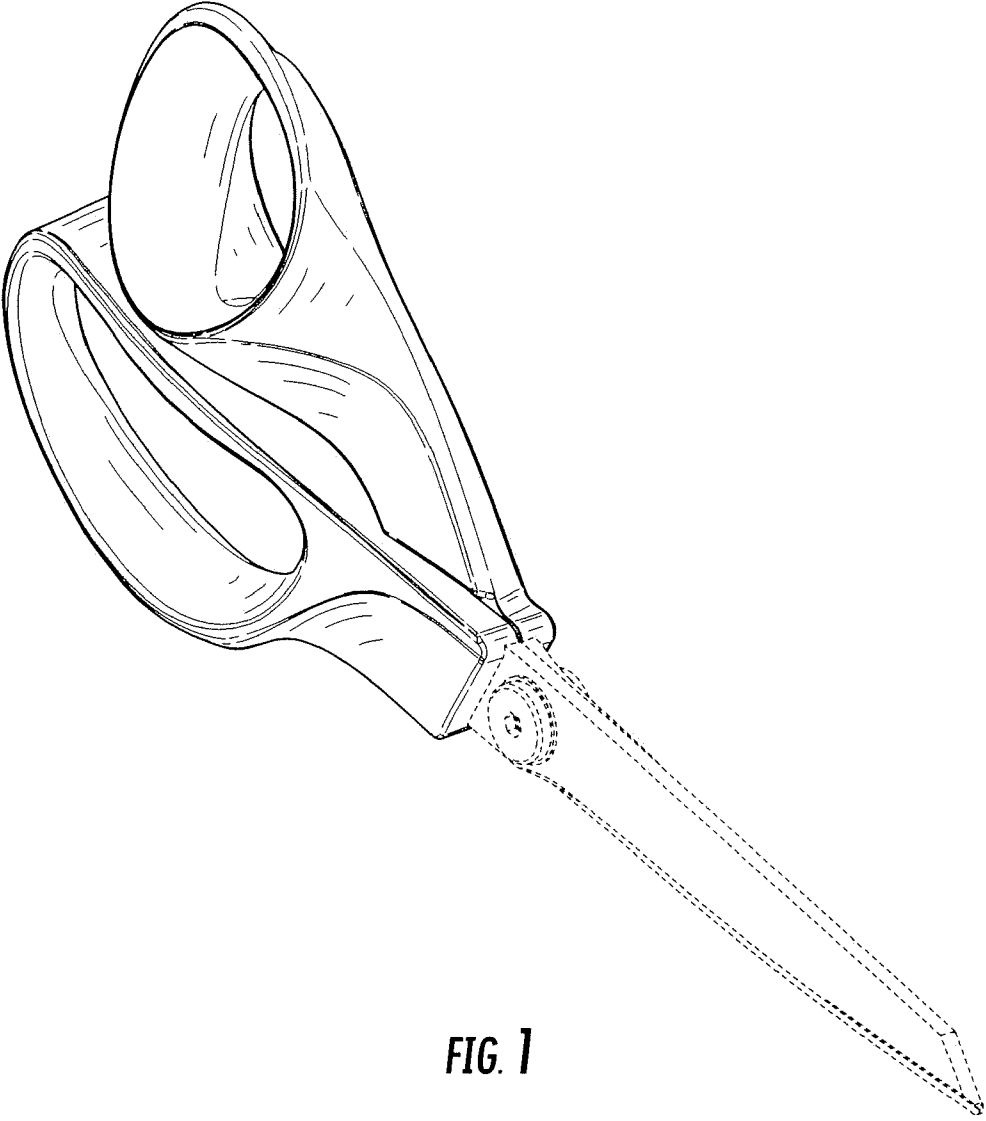


FIG. 1

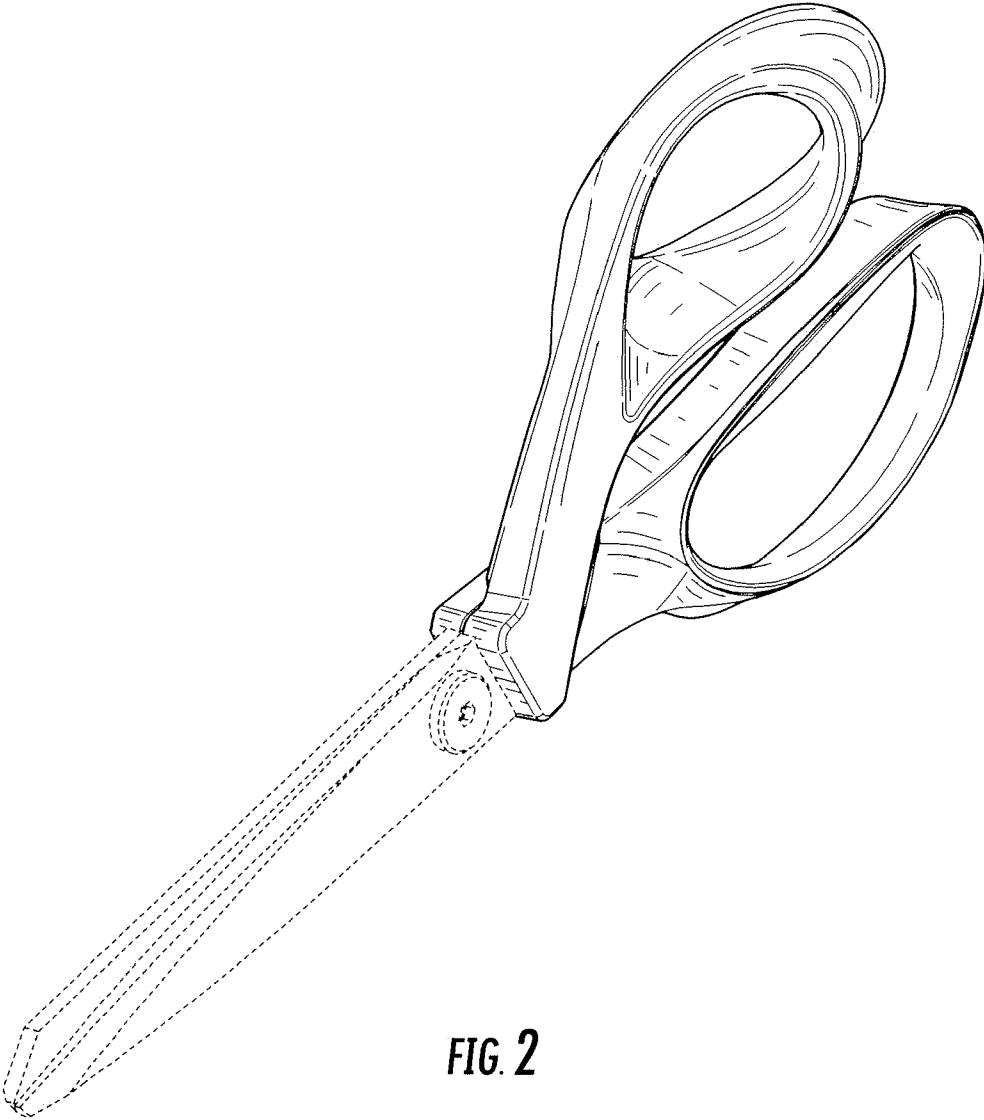
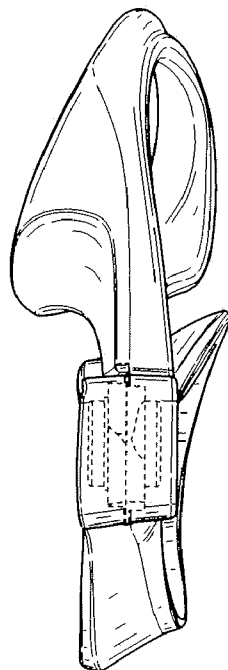
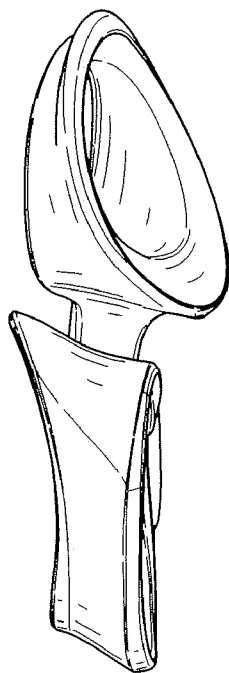


FIG. 2



**FIG. 3**



**FIG. 4**

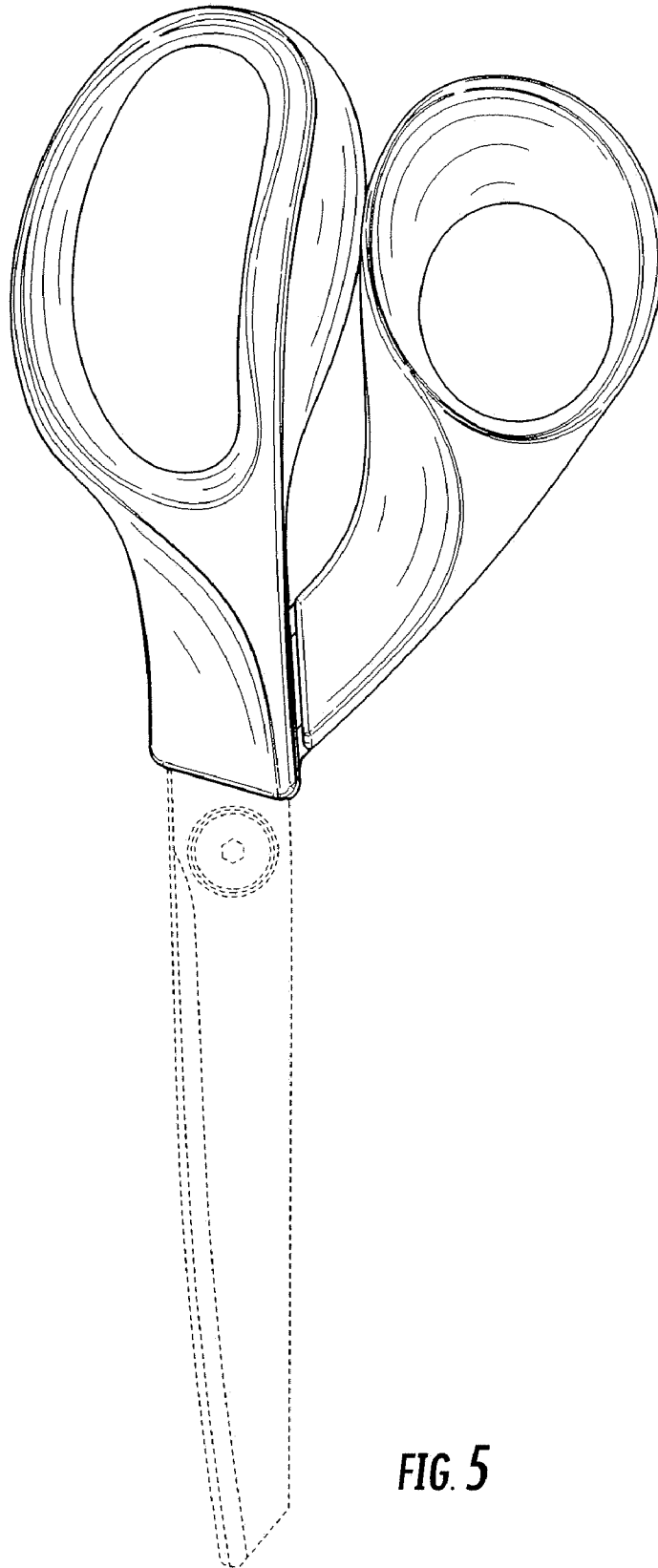
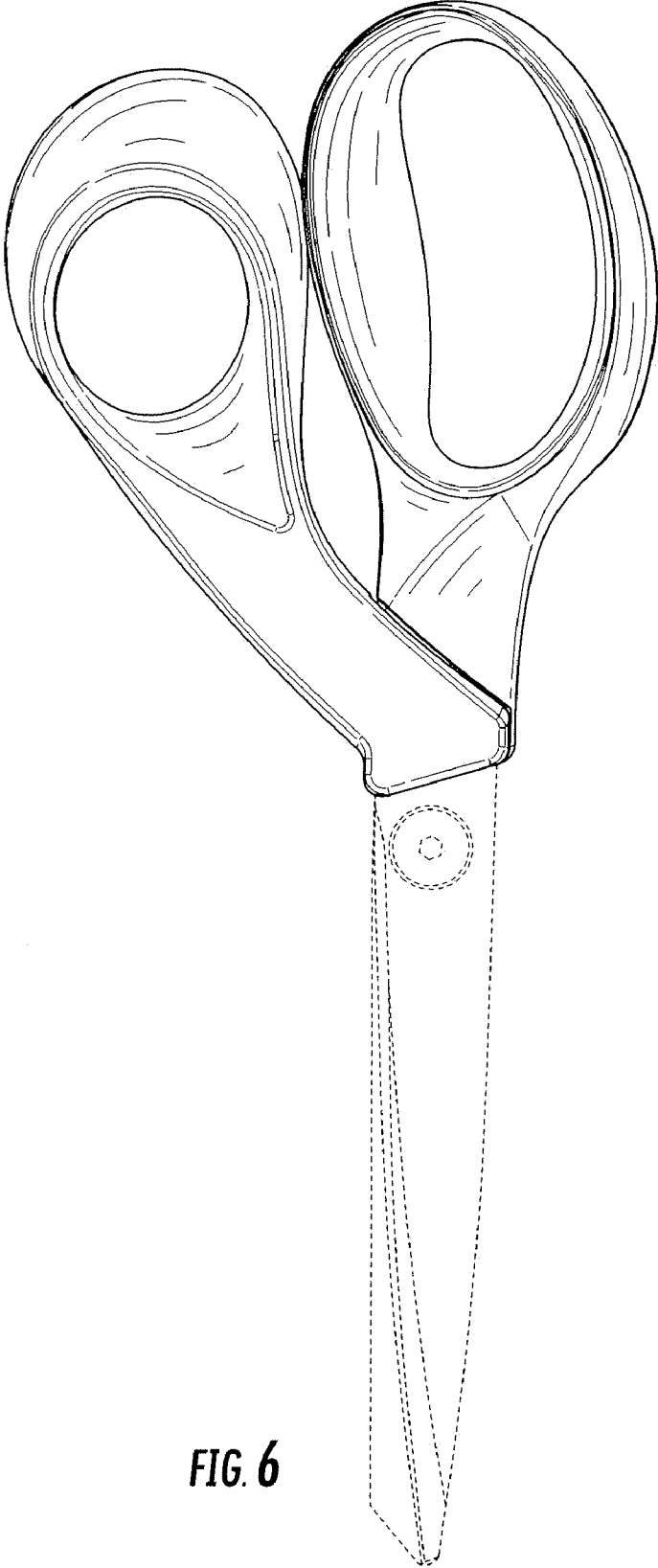
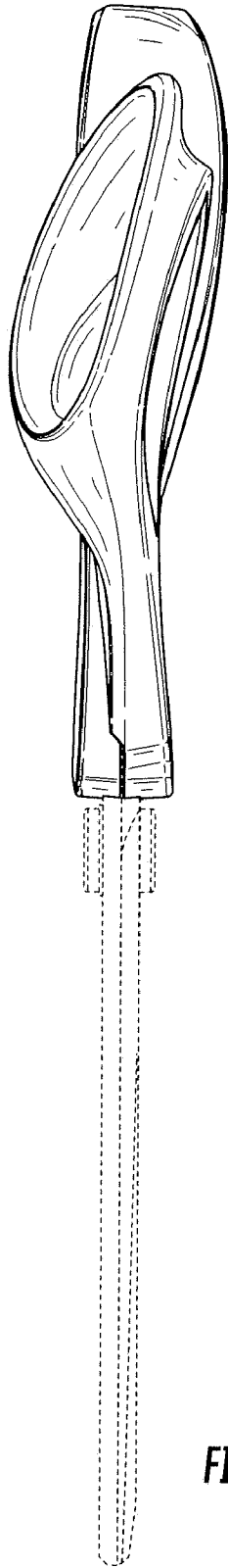


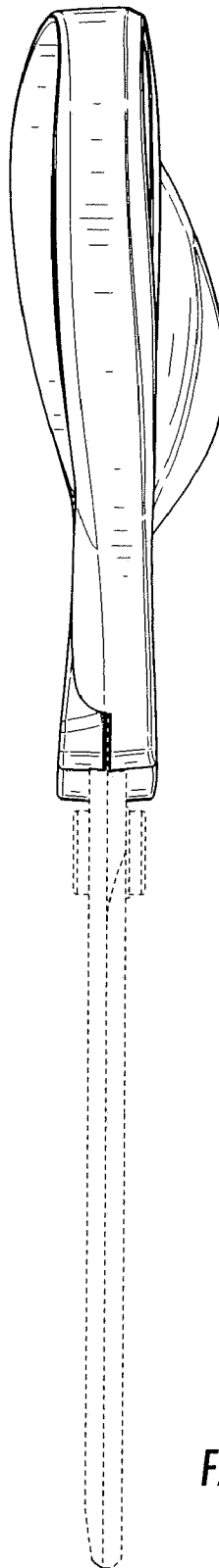
FIG. 5



**FIG. 6**

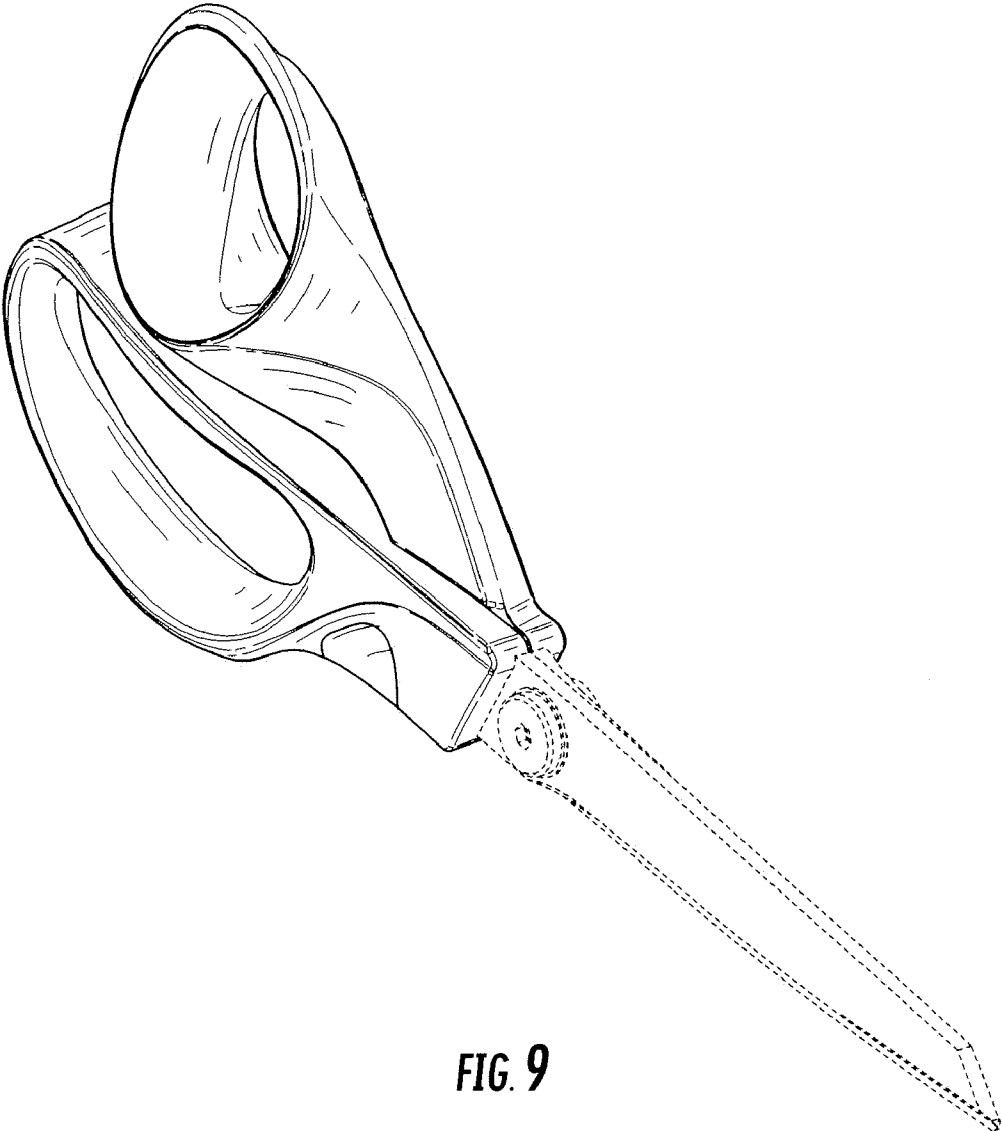


**FIG. 7**



**FIG. 8**





**FIG. 9**

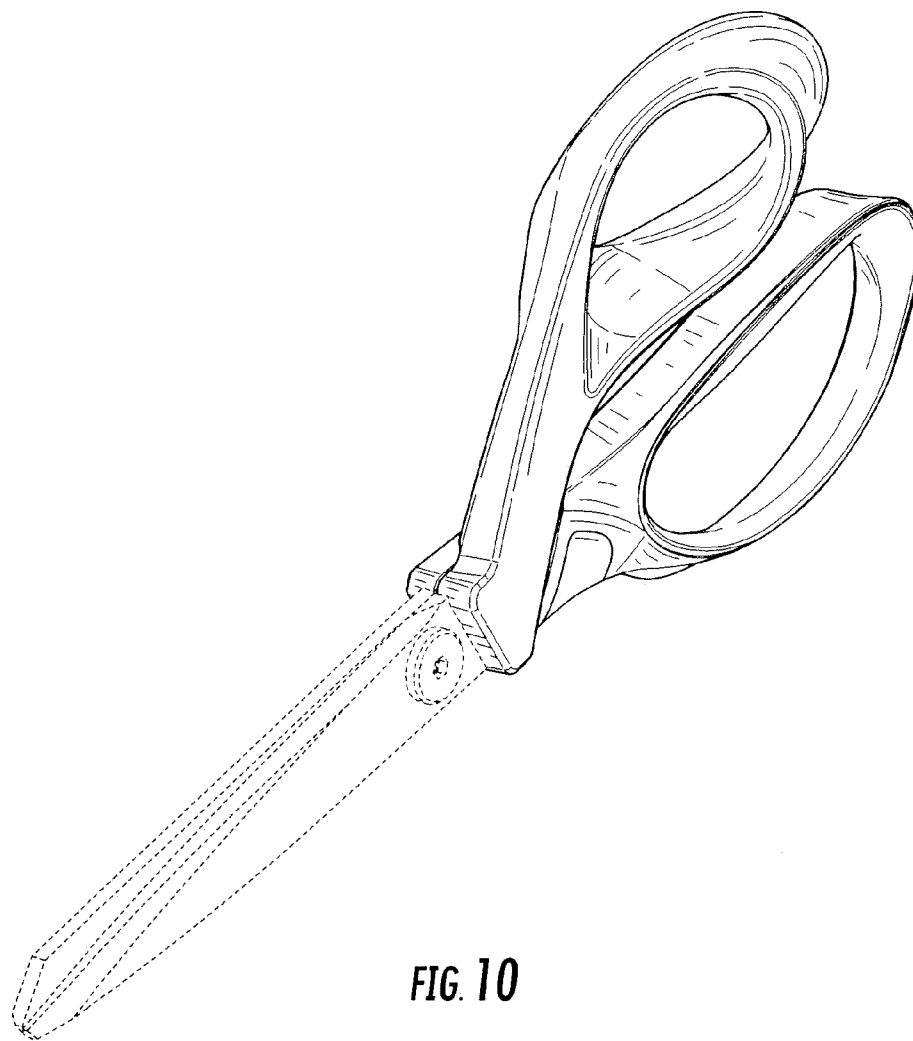
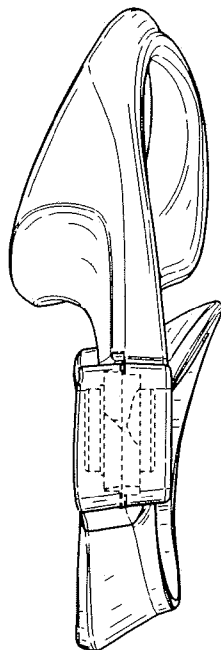
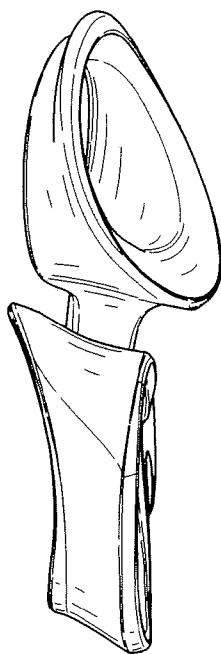


FIG. 10



**FIG. 11**



**FIG. 12**

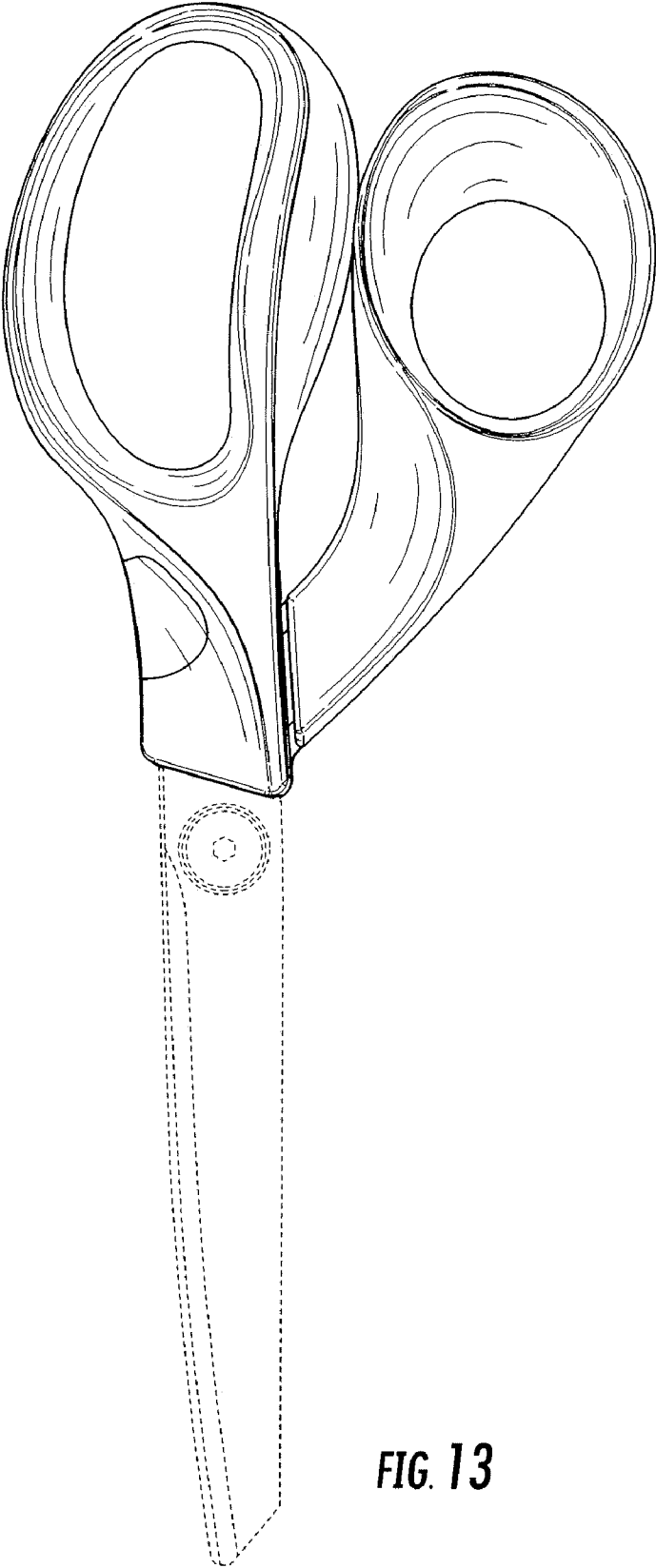


FIG. 13

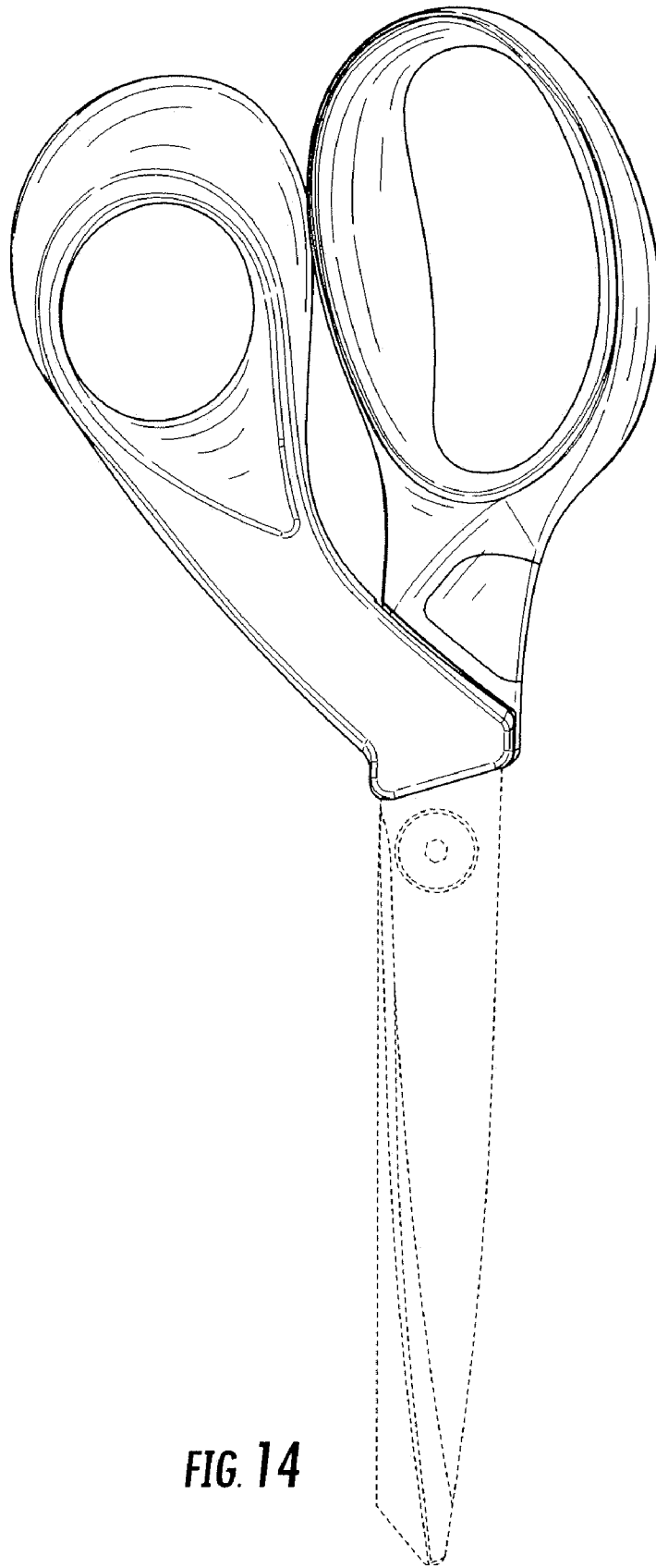
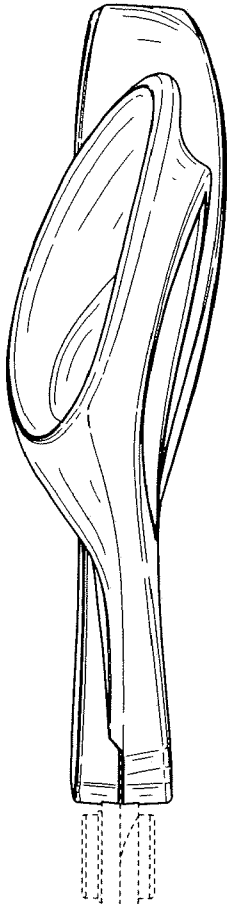
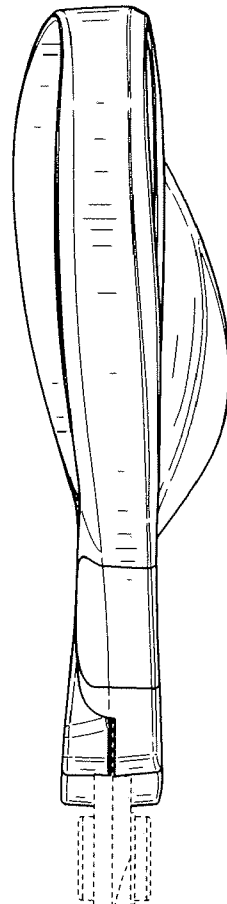


FIG. 14



**FIG. 15**



**FIG. 16**