



US00D825063S

(12) **United States Design Patent**  
**Deitch**

(10) **Patent No.:** **US D825,063 S**

(45) **Date of Patent:** **\*\* \*Aug. 7, 2018**

- (54) **IMPLANTABLE SUPPORT**
- (71) Applicant: **Coloplast A/S, Humlebaek (DK)**
- (72) Inventor: **Sarah J. Deitch, Minneapolis, MN (US)**
- (73) Assignee: **Coloplast A/S, Humlebaek (DK)**
- (\*) Notice: This patent is subject to a terminal disclaimer.
- (\*\*) Term: **15 Years**
- (21) Appl. No.: **29/560,772**
- (22) Filed: **Apr. 11, 2016**
- (51) **LOC (11) Cl.** ..... **24-04**
- (52) **U.S. Cl.**  
USPC ..... **D24/189**
- (58) **Field of Classification Search**  
USPC ..... D24/189-192  
CPC ..... A61F 13/023; A61F 13/0203; A61F 13/0226; A61F 13/00068; A61F 2013/00817; A61F 2013/00748; A61F 2013/00868; A61F 13/0259; A61F 2013/00174; A61F 13/0216; A61F 13/022  
See application file for complete search history.

- D574,085 S \* 7/2008 Lucchetti ..... D24/189
- D637,725 S 5/2011 Seminaroti
- D641,083 S \* 7/2011 Kase ..... D24/189
- D655,420 S \* 3/2012 Bowles ..... D24/206
- D660,439 S 5/2012 Chen et al.
- D663,432 S \* 7/2012 Nichols ..... D24/189
- D675,328 S \* 1/2013 Cotton ..... D24/189
- D707,831 S 6/2014 Klutts
- D721,135 S 1/2015 Harvey Pennaz et al.

(Continued)

**FOREIGN PATENT DOCUMENTS**

- AU 2008249214 A 12/2008
- AU 2014265110 A 12/2014

(Continued)

*Primary Examiner* — George D. Kirschbaum  
*Assistant Examiner* — Jennifer L. Watkins  
 (74) *Attorney, Agent, or Firm* — Coloplast Corp.,  
 Coloplast A/S; Nick Baumann

(57) **CLAIM**


The ornamental design for an implantable support, as shown and described.

**DESCRIPTION**

FIG. 1 is a perspective view of an ornamental shape of an implantable support.  
 FIG. 2 is a front elevation view of the implantable support illustrated in FIG. 1, where a back elevation view is not provided since it is identical to and duplicative of the front elevation view.  
 FIG. 3 is a left side elevation view of the implantable support illustrated in FIG. 1, where a right side elevation view is not provided since it is identical to and duplicative of the left side elevation view; and,  
 FIG. 4 is a top plan view of the implantable support illustrated in FIG. 1, where a bottom plan view is not provided since it is identical to and duplicative of the top plan view.

**1 Claim, 4 Drawing Sheets**

- (56) **References Cited**  
U.S. PATENT DOCUMENTS
- 4,772,444 A 9/1988 Curro et al.
- 4,994,054 A 2/1991 Pigneul et al.
- D318,920 S \* 8/1991 Bruhl, Jr. .... D24/184
- 5,531,729 A 7/1996 Coles et al.
- 5,553,605 A 9/1996 Muchin
- 5,993,432 A 11/1999 Lodge et al.
- 6,107,539 A 8/2000 Palumbo et al.
- D441,081 S \* 4/2001 Mueller ..... D24/135
- D518,892 S 4/2006 Hantke et al.
- D550,847 S 9/2007 Kixmiller
- D551,352 S 9/2007 Frangi



(56)

References Cited

U.S. PATENT DOCUMENTS

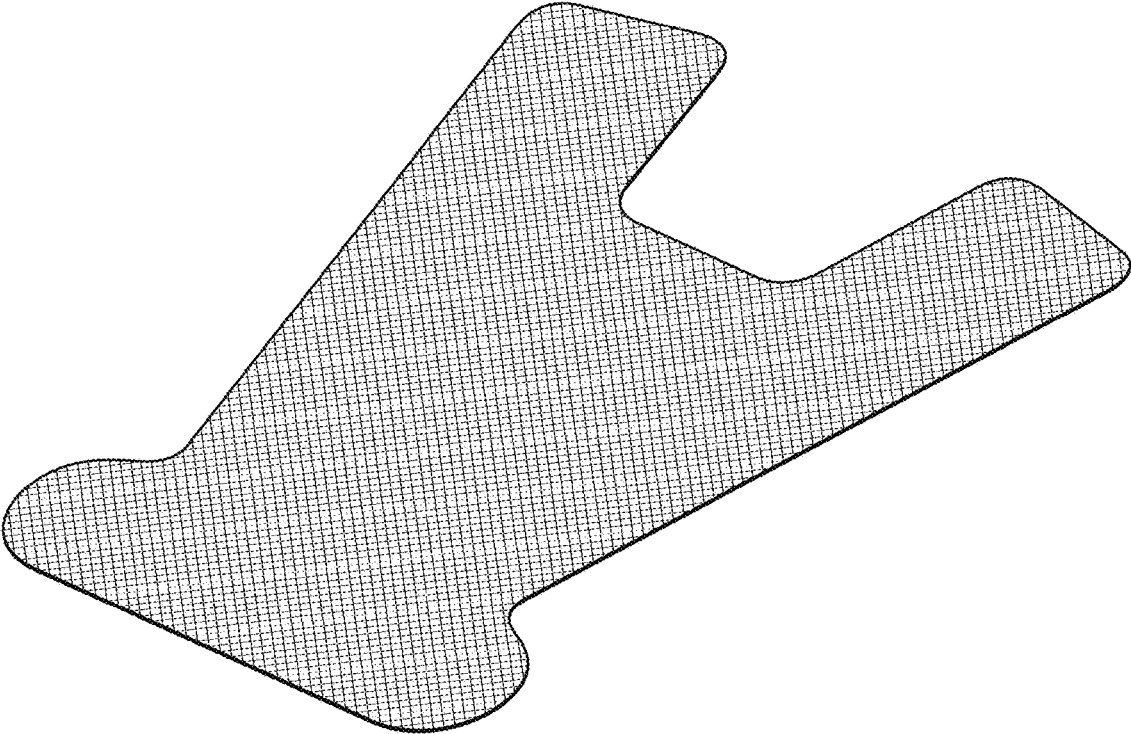
D723,703 S \* 3/2015 Igwebuike ..... D24/189  
 D740,429 S \* 10/2015 Tagami ..... D24/189  
 D743,564 S \* 11/2015 Wathne ..... D24/189  
 D745,975 S 12/2015 Igaue et al.  
 D760,396 S \* 6/2016 Bradford ..... D24/189  
 D770,631 S \* 11/2016 Green ..... D24/189  
 D781,526 S \* 3/2017 Caden ..... D2/709  
 2002/0028980 A1 3/2002 Thierfelder et al.  
 2005/0070829 A1 3/2005 Therin et al.  
 2006/0205995 A1 9/2006 Browning  
 2006/0229493 A1 10/2006 Weiser et al.  
 2006/0247490 A1 11/2006 Merade et al.  
 2006/0252980 A1 11/2006 Amal et al.  
 2008/0009665 A1 1/2008 Merade et al.  
 2008/0021356 A1 1/2008 Castello Escude et al.  
 2009/0012353 A1 1/2009 Beyer  
 2010/0081866 A1 4/2010 Goddard et al.  
 2010/0174134 A1 7/2010 Anderson et al.  
 2010/0197999 A1 8/2010 Deegan et al.  
 2010/0198003 A1 8/2010 Morningstar et al.  
 2010/0198004 A1 8/2010 Moschel et al.  
 2010/0312051 A1 12/2010 Brown  
 2011/0207992 A1 8/2011 Morey  
 2011/0224697 A1\* 9/2011 Deitch ..... A61B 17/0401  
 606/144  
 2011/0257470 A1 10/2011 Yi et al.  
 2012/0016182 A1 1/2012 Wang et al.

2012/0022321 A1 1/2012 Dinh et al.  
 2012/0215058 A1 8/2012 Alexander  
 2012/0283510 A1 11/2012 Alexander  
 2013/0035542 A1 2/2013 Morningstar et al.  
 2013/0035543 A1 2/2013 Fischer et al.  
 2013/0046132 A1 2/2013 Buie et al.  
 2013/0061727 A1 3/2013 Le Portz  
 2013/0079586 A1 3/2013 Knipfer  
 2013/0274545 A1 10/2013 Jenkins  
 2014/0039243 A1 2/2014 Crepaldi et al.  
 2014/0088343 A1 3/2014 Arcand et al.  
 2014/0171732 A1 6/2014 Mujwid  
 2014/0207160 A1 7/2014 Morningstar  
 2014/0371521 A1 12/2014 Miller  
 2015/0018602 A1 1/2015 Presthus et al.  
 2015/0297333 A1 10/2015 Poucher et al.

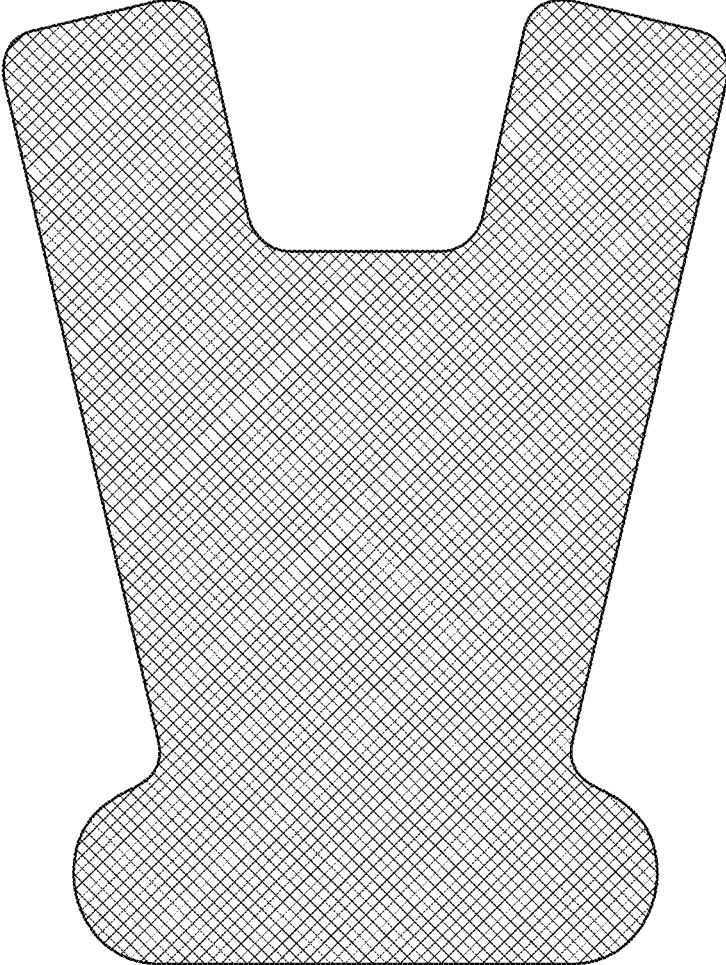
FOREIGN PATENT DOCUMENTS

WO 0230293 A1 4/2002  
 WO 02078568 A1 10/2002  
 WO 03086205 A2 10/2003  
 WO 2005112842 A1 12/2005  
 WO 2008048971 A2 4/2008  
 WO 2011118892 A1 9/2011  
 WO 2012160309 A1 11/2012  
 WO 20123081515 A1 6/2013  
 WO 2015160386 A1 10/2015

\* cited by examiner



**Fig. 1**



**Fig. 2**



**Fig. 3**



**Fig. 4**