

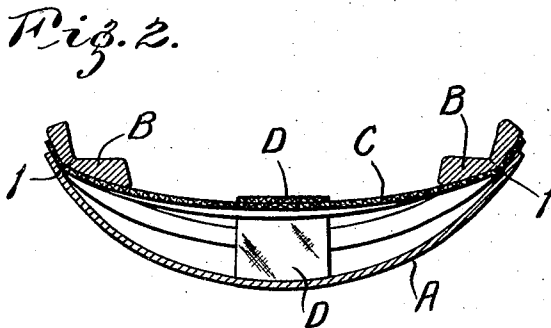
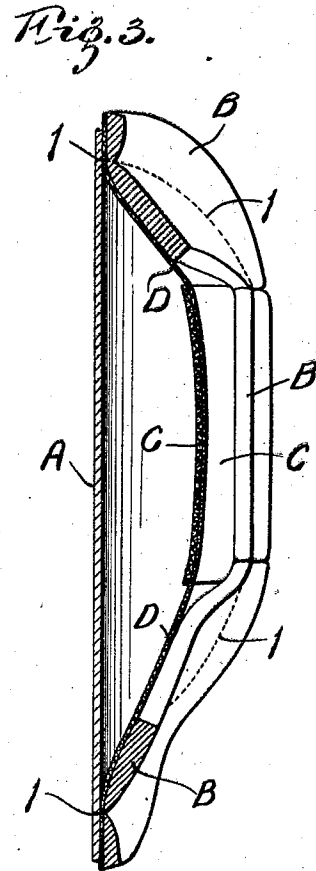
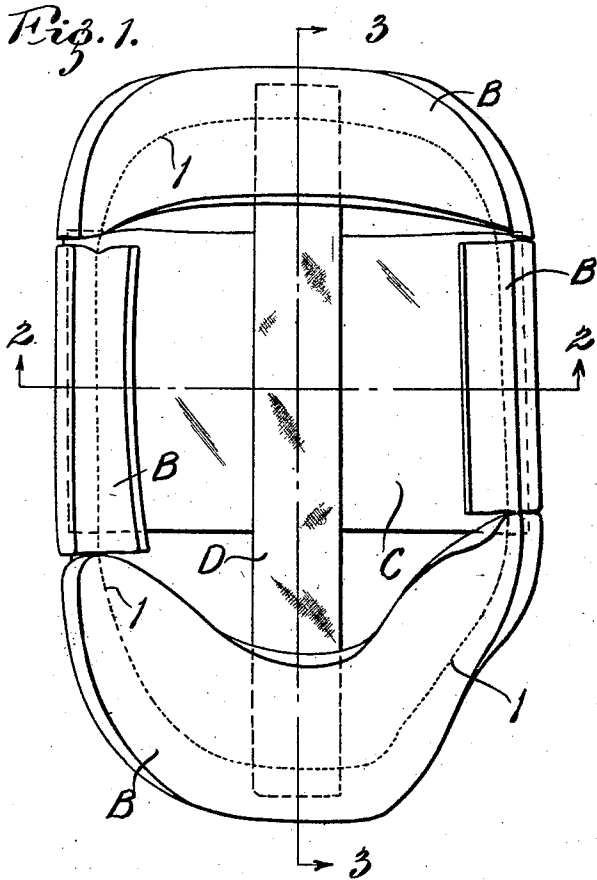
Nov. 16, 1926.

1,607,032

W. P. WHITLEY

THIGH GUARD

Filed Jan. 7, 1925



INVENTOR:-

WILLIAM P. WHITLEY.

BY *Bakewell & Church*
ATTORNEY

UNITED STATES PATENT OFFICE.

WILLIAM P. WHITLEY, OF ST. LOUIS, MISSOURI, ASSIGNOR TO RAWLINGS MANUFACTURING COMPANY, OF ST. LOUIS, MISSOURI, A CORPORATION OF MISSOURI.

THIGH GUARD.

Application filed January 7, 1925. Serial No. 1,005.

This invention relates to guards and protecting devices such as are used by football players, baseball players and other athletes for protecting a portion of the wearer's body from injury.

The main object of the invention is to provide a guard or protecting device that is comfortable to the user or wearer, notwithstanding the fact that the portion of the guard which affords protection to the wearer consists of a substantially stiff or rigid element.

Another object is to provide an athletic guard of the type that comprises a stiff or substantially rigid protecting element which is equipped with a novel means for effectively holding said element spaced away from the portion of the user's body which it is designed to protect and for absorbing a shock produced by a blow on said protecting element.

My invention is applicable to thigh guards, shin guards, shoulder guards and various other kinds of athletic guards that are adapted to be positioned in a pocket in a garment, laced to a garment or attached directly to the portion of the wearer's body which it is designed to protect, and while I have herein illustrated my invention embodied in a thigh guard of the type that is adapted to be arranged in a pocket on the inside of the leg of a pair of football pants, I wish it to be understood that the particular purpose for which the guard is used, the particular shape of the protecting element of the guard and the particular means used for holding the guard in operative relationship with the part to be protected, are immaterial, so far as my invention is concerned.

Figure 1 of the drawings is a rear elevational view of a thigh guard constructed in accordance with my invention.

Figure 2 is a transverse sectional view, taken on the line 2-2 of Figure 1; and

Figure 3 is a longitudinal sectional view, taken on the line 3-3 of Figure 1.

In the drawings A designates the protecting element of the guard which is preferably bowed or curved slightly in transverse cross section and formed either from a piece of fibre or other hard material or from a stiff, molded substance, B designates pads of heavy felt or other suitable material ar-

ranged at the ends and at the side edges of the element A and secured to same in any suitable manner, as, for example, by stitches 1, and C designates a transversely-disposed member on the rear side of the element A whose principal function is to hold said element spaced away from the part of the wearer's body that is to be protected and to form a cushion that absorbs a shock produced by a blow on the protecting element A. If the element A is formed of fibre or other hard material that is capable of being flexed slightly so as to produce a protecting element that is bowed or slightly curved, the member C also tends to hold the protecting element A in a bowed or curved condition, as shown in Figure 2. The member C is formed from a piece of fabric that is stretched taut transversely of the protecting element A and secured at its ends to the side portions of said protecting element in any suitable way, as, for example, by the stitches 1 that secure the side pads B to the element A. Preferably the member C is formed from a piece of non-elastic webbing that is wide enough to form a bearing piece on the rear side of the guard whose area is sufficient to effectively hold the protecting element A in substantially parallel relation to and spaced away from the part of the wearer's body that is to be protected.

Due to the fact that the member C is formed of webbing or fabric, it will not cut or rub the part of the wearer's body which it is desired to protect, and as it has a certain amount of resiliency or flexibility, it will give or yield slightly when the protecting element A is subjected to a blow and thus in effect absorb the shock on said element. In order to make the guard more comfortable to the wearer, the transversely-disposed member C is held in a slightly bowed condition so as to make it conform approximately to the part of the wearer's body protected by the guard. If, for example, the guard is to be used for protecting the thigh of a football player, the member C is bowed forwardly slightly intermediate its ends so that it will conform approximately to the curvature of the user's thigh. Various means can be used to hold the member C in its slightly bowed or curved condition, but one means that I have found to be very efficient consists of a strip

D of webbing or other suitable fabric stretched longitudinally of the protecting element A on the rear side of same and arranged so that it crosses the member C, as shown in Figure 1, and thus exerts pressure on the member C in a direction to hold it in a bowed condition, the ends of said strip D being secured to the upper and lower ends of the protecting element A in any preferred manner, as, for example, by the stitches 1 that secure the end pads to the element A.

An athletic guard of the construction above described is light in weight; it is inexpensive to manufacture and it effectively protects the portion of the wearer's body over which it is arranged without liability of causing same to be cut or injured by contact with the means on the rear side of the guard that holds the rigid protecting element of the guard out of contact with the wearer's body.

Having thus described my invention, what I claim as new and desire to secure by Letters Patent is:

1. An athletic guard composed of a curved protecting element formed from a substantially rigid and inflexible hard material, a fabric member permanently secured

to the rear side of said element and stretched taut transversely of the curved portion of said element so as to hold said element spaced away from the part of the wearer's body which the guard protects, and a longitudinally-disposed strip arranged crosswise of said transversely-disposed fabric member and connected to said protecting element for holding said transverse member in a bowed condition, for the purpose described.

2. An athletic guard composed of a curved protecting element formed from a piece of substantially rigid and inflexible fibre, pads secured to the marginal edge portion of said element by stitches, a wide piece of non-elastic webbing stretched taut transversely of the rear side of said element and secured to the side edge portions of same by the stitches that connect the side pads to said element, and a longitudinally-disposed strip of webbing arranged crosswise of said wide webbing so as to hold same in a bowed conditions and having its ends secured to the end portions of said protecting element by the stitches that fasten the end pads to said element.

WILLIAM P. WHITLEY.